



In following-up, pls. cite DMS ref #

**2022-BA-0055778-E**

REPUBLIC OF THE PHILIPPINES  
DEPARTMENT OF BUDGET AND MANAGEMENT

GENERAL SOLANO STREET, SAN MIGUEL, MANILA

**ACKNOWLEDGEMENT RECEIPT**

The **DEPARTMENT OF BUDGET AND MANAGEMENT** hereby acknowledges the receipt of your letter/request which has been uploaded to the DBM-Document Management System and routed to the appropriate office/s with the following information:

Sender: Central Office Accounting - (adcentraloffice2021@gmail.com)

Document Title: PSA - FAR 4 for the month of April 2022

Document Reference No: 2022-BA-0055778-E

Date and Time  
Uploaded: Tuesday, May 10, 2022 4:33:57 PM

Uploaded By: CRD RECEIVING ()

Routed To: BMB-A Christine P. Santos


CC:

Total no of pages  
received: 1 copy and 8 pages

The determination of the completeness of the documentary requirements submitted, if any, is subject to the evaluation of the technical person in charge.

This receipt is system generated and does not require signature.

Received by:



DOCUMENT  
MANAGEMENT  
SYSTEM

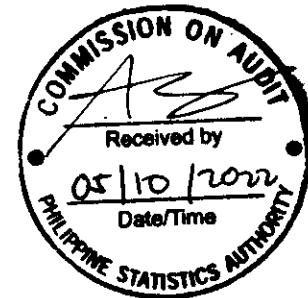
**MONTHLY REPORT OF DISBURSEMENTS**  
For the month of April 2022

Department : National Economic and Development Authority (NEDA)  
 Agency : Philippine Statistics Authority  
 Operating Unit : Central Office  
 Organization Code (UACS) : 24 008 0100000  
 Fund Cluster : 07 - Trust Fund

Particulars (1)	CURRENT YEAR'S BUDGET					PRIOR YEAR'S BUDGET				
	PS	MOOE	FinEx	CO	TOTAL	PRIOR YEAR'S ACCOUNTS PAYABLE				
	(2)	(3)	(4)	(5)	6=(2+3+4+5)	PS	MOOE	FinEx	CO	Sub-Total
						(7)	(8)	(9)	(10)	11=(7+8+9+10)
CASH DISBURSEMENTS	-	66,651.51	-	-	66,651.51	-	-	-	-	-
Notice of Cash Allocations	-	66,651.51	-	-	66,651.51	-	-	-	-	-
MDS Checks Issued										
Advice to Debit Account		66,651.51			66,651.51					
Notice of Transfer Allocations (NTA)	-	-	-	-	-	-	-	-	-	-
MDS Checks Issued										
Advice to Debit Account										
Working Fund for FAPS										
Cash Disbursement Ceiling (CDC)										
TOTAL CASH DISBURSEMENTS	-	66,651.51	-	-	66,651.51	-	-	-	-	-
NON-CASH DISBURSEMENTS	-	-	-	-	-	-	-	-	-	-
Tax Remittance Advices Issued (TRA)										
Non-Cash Availment Authority (NCAA)										
Disbursements effected through outright deductions from claims	-	-	-	-	-	-	-	-	-	-
Overpayment of expenses										
Restitution for loss of government property										
Liquidated damages and similar claims										
Others (TEF,BTr-Documentary Stamp Tax, etc.)										
TOTAL NON-CASH DISBURSEMENTS	-	-	-	-	-	-	-	-	-	-
GRAND TOTAL	-	66,651.51	-	-	66,651.51	-	-	-	-	-

**SUMMARY**

Particulars (1)	Previous Report (2)	Current Month (3)	As of Date (4)
Total Disbursement Authorities Received	35,000,000.00	-	35,000,000.00
NCA	35,000,000.00	-	35,000,000.00
NTA	-	-	-
Working Fund	-	-	-
TRA	-	-	-
CDC	-	-	-
NCAA	-	-	-
Less: Notice of Transfer Allocation (NTA) issued*	-	-	-
Total Disbursements Authorities Available	35,000,000.00	-	35,000,000.00
Less:	-	-	-
Lapsed NCA	-	-	-
Disbursements	19,253,462.35	66,651.51	19,320,113.86
Less: Other Non-Cash Disbursements	-	-	-
Disbursements effected through outright deductions from claims	-	-	-
Others (TEF,BTr-Documentary Stamp Tax, etc.)	-	-	-
Add/Less: Adjustments (e.g. cancelled/staled checks)	-	-	-
Balance of Disbursements Authorities to date	15,746,537.65	(66,651.51)	15,679,886.14
Total Disbursements Program	35,000,000.00	-	35,000,000.00
Less: Actual Disbursements	19,253,462.35	66,651.51	19,320,113.86
(Over)/Under spending	15,746,537.65	(66,651.51)	15,679,886.14



*Handwritten initials*

Department : National Economic and Development Authority (NEDA)  
 Agency : Philippine Statistics Authority  
 Operating Unit : Central Office  
 Organization Code (UACS) : 24 008 0100000  
 Fund Cluster : 07 - Trust Fund

Particulars	PRIOR YEAR'S BUDGET						SUB-TOTAL	TRUST LIABILITIES				GRAND TOTAL					Remarks				
	CURRENT YEARS ACCOUNTS PAYABLE					TOTAL		PS	MOOE	CO	TOTAL	PS	MOOE	FinEx	CO	TOTAL					
	PS	MOOE	FinEx	CO	Sub-Total													(12)	(13)	(14)	(15)
(1)	(12)	(13)	(14)	(15)	=(12+13+14+15)	17=(11+16)	18=(6+17)	(19)	(20)	(21)	=(19+20+21)	(23)	(24)	(25)	(26)	27=(23+24+25+26)	(28)				
CASH DISBURSEMENTS	-	-	-	-	-	-	66,651.51	-	-	-	-	-	66,651.51	-	-	-	66,651.51				
Notice of Cash Allocations	-	-	-	-	-	-	66,651.51	-	-	-	-	-	66,651.51	-	-	-	66,651.51				
MDS Checks Issued	-	-	-	-	-	-	-	-	-	-	-	-	-	-	-	-	-				
Advice to Debit Account	-	-	-	-	-	-	66,651.51	-	-	-	-	-	66,651.51	-	-	-	66,651.51				
Notice of Transfer Allocations (NTA)	-	-	-	-	-	-	-	-	-	-	-	-	-	-	-	-	-				
MDS Checks Issued	-	-	-	-	-	-	-	-	-	-	-	-	-	-	-	-	-				
Advice to Debit Account	-	-	-	-	-	-	-	-	-	-	-	-	-	-	-	-	-				
Working Fund for FAPS	-	-	-	-	-	-	-	-	-	-	-	-	-	-	-	-	-				
Cash Disbursement Ceiling (CDC)	-	-	-	-	-	-	-	-	-	-	-	-	-	-	-	-	-				
TOTAL CASH DISBURSEMENTS	-	-	-	-	-	-	66,651.51	-	-	-	-	-	66,651.51	-	-	-	66,651.51				
NON-CASH DISBURSEMENTS	-	-	-	-	-	-	-	-	-	-	-	-	-	-	-	-	-				
Tax Remittance Advices Issued (TRA)	-	-	-	-	-	-	-	-	-	-	-	-	-	-	-	-	-				
Non-Cash Availment Authority (NCAA)	-	-	-	-	-	-	-	-	-	-	-	-	-	-	-	-	-				
Disbursements effected through outright deductions from claims	-	-	-	-	-	-	-	-	-	-	-	-	-	-	-	-	-				
Overpayment of expenses	-	-	-	-	-	-	-	-	-	-	-	-	-	-	-	-	-				
Restitution for loss of government property	-	-	-	-	-	-	-	-	-	-	-	-	-	-	-	-	-				
Liquidated damages and similar claims	-	-	-	-	-	-	-	-	-	-	-	-	-	-	-	-	-				
Others (TEF,BTr-Documentary Stamp Tax, etc.)	-	-	-	-	-	-	-	-	-	-	-	-	-	-	-	-	-				
TOTAL NON-CASH DISBURSEMENTS	-	-	-	-	-	-	-	-	-	-	-	-	-	-	-	-	-				
GRAND TOTAL	-	-	-	-	-	-	66,651.51	-	-	-	-	-	66,651.51	-	-	-	66,651.51				

Certified Correct:

*fi: a/mj 5/6/2022*  
**MARIA CELESTE D.L. BALANZA**  
 Accounting Division  
 Officer-in-Charge

Recommending Approval:

*Kan*  
**SOCRATES L. RAMORES**  
 Assistant National Statistician  
 Finance and Administrative Services

Approved by:

*CDM*  
**CLAIRE DENNIS S. MAPA, Ph. D.**  
 Undersecretary  
 National Statistician and Civil Registrar General


**MONTHLY REPORT OF DISBURSEMENTS**  
For the month of April 2022

Department : National Economic and Development Authority (NEDA)  
 Agency : Philippine Statistics Authority  
 Operating Unit : Central Office  
 Organization Code (UACS) : 24 008 0100000  
 Fund Cluster : 01 - Regular Agency Fund

Particulars (1)	CURRENT YEAR'S BUDGET					PRIOR YEAR'S BUDGET				
	PS (2)	MOOE (3)	FinEx (4)	CO (5)	TOTAL 6=(2+3+4+5)	PRIOR YEAR'S ACCOUNTS PAYABLE				
						PS (7)	MOOE (8)	FinEx (9)	CO (10)	Sub-Total 11=(7+8+9+10)
<b>CASH DISBURSEMENTS</b>	52,568,965.66	67,013,369.15	-	52,781,110.95	172,363,445.76	-	50,892,516.58	-	58,737,483.04	109,629,999.62
Notice of Cash Allocations	52,568,965.66	67,013,369.15	-	52,781,110.95	172,363,445.76	-	50,892,516.58	-	58,737,483.04	109,629,999.62
MDS Checks Issued	2,302,562.27	29,745,583.13	-	-	32,048,145.40	-	49,671,309.38	-	58,475,233.04	108,146,542.42
Advice to Debit Account	50,266,403.39	37,267,786.02	-	52,781,110.95	140,315,300.36	-	1,221,207.20	-	262,250.00	1,483,457.20
Notice of Transfer Allocations (NTA)	-	-	-	-	-	-	-	-	-	-
MDS Checks Issued	-	-	-	-	-	-	-	-	-	-
Advice to Debit Account	-	-	-	-	-	-	-	-	-	-
Working Fund for FAPS	-	-	-	-	-	-	-	-	-	-
Cash Disbursement Ceiling (CDC)	-	-	-	-	-	-	-	-	-	-
<b>TOTAL CASH DISBURSEMENTS</b>	52,568,965.66	67,013,369.15	-	52,781,110.95	172,363,445.76	-	50,892,516.58	-	58,737,483.04	109,629,999.62
<b>NON-CASH DISBURSEMENTS</b>	3,969,699.25	10,936,437.58	-	-	14,906,136.83	-	-	-	-	-
Tax Remittance Advices Issued (TRA)	3,969,699.25	10,936,437.58	-	-	14,906,136.83	-	-	-	-	-
Non-Cash Availment Authority (NCAA)	-	-	-	-	-	-	-	-	-	-
Disbursements effected through outright deductions from claims	-	-	-	-	-	-	-	-	-	-
Overpayment of expenses	-	-	-	-	-	-	-	-	-	-
Restitution for loss of government property	-	-	-	-	-	-	-	-	-	-
Liquidated damages and similar claims	-	-	-	-	-	-	-	-	-	-
Others (TEF,BTr-Documentary Stamp Tax, etc.)	-	-	-	-	-	-	-	-	-	-
<b>TOTAL NON-CASH DISBURSEMENTS</b>	3,969,699.25	10,936,437.58	-	-	14,906,136.83	-	-	-	-	-
<b>GRAND TOTAL</b>	56,538,664.91	77,949,806.73	-	52,781,110.95	187,269,582.59	-	50,892,516.58	-	58,737,483.04	109,629,999.62

**SUMMARY**

Particulars (1)	Previous Report (2)	Current Month (3)	As of Date (4)
Total Disbursement Authorities Received	1,344,358,946.66	440,133,136.83	1,784,492,083.49
NCA	1,280,931,000.00	425,227,000.00	1,706,158,000.00
NTA	-	-	-
Working Fund	-	-	-
TRA	63,427,946.66	14,906,136.83	78,334,083.49
CDC	-	-	-
NCAA	-	-	-
Less: Notice of Transfer Allocation (NTA) issued*	875,607,888.54	143,227,223.33	1,018,835,111.87
Total Disbursements Authorities Available	468,751,058.12	296,905,913.50	765,656,971.62
Less:	-	-	-
Lapsed NCA	50.07	-	50.07
Disbursements	468,751,008.05	296,899,582.21	765,650,590.26
Less: Other Non-Cash Disbursements	-	-	-
Disbursements effected through outright deductions from claims	-	-	-
Others (TEF,BTr-Documentary Stamp Tax, etc.)	-	-	-
Add/Less: Adjustments (e.g. cancelled/staled checks)	-	-	-
Balance of Disbursements Authorities to date	-	6,331.29	6,331.29
Total Disbursements Program	468,751,058.12	296,905,913.50	765,656,971.62
Less: Actual Disbursements	468,751,008.05	296,899,582.21	765,650,590.26
(Over)/Under spending	50.07	6,331.29	6,381.36



*dup*

Department : National Economic and Development Authority (NEDA)  
 Agency : Philippine Statistics Authority  
 Operating Unit : Central Office  
 Organization Code (UACS) : 24 008 0100000  
 Fund Cluster : 01 - Regular Agency Fund

Particulars (1)	PRIOR YEAR'S BUDGET						SUB-TOTAL 18=(6+17)	TRUST LIABILITIES				GRAND TOTAL					Remarks (28)
	CURRENT YEARS ACCOUNTS PAYABLE					TOTAL 17=(11+16)		PS (19)	MOOE (20)	CO (21)	TOTAL =(19+20+21)	PS (23)	MOOE (24)	FinEx (25)	CO (26)	TOTAL 27=(23+24+25+26)	
	PS (12)	MOOE (13)	FinEx (14)	CO (15)	Sub-Total =(12+13+14+15)												
CASH DISBURSEMENTS	-	-	-	-	-	109,629,999.62	281,993,445.38	-	-	-	-	52,568,965.66	117,905,885.73	-	111,518,593.99	281,993,445.38	
Notice of Cash Allocations	-	-	-	-	-	109,629,999.62	281,993,445.38	-	-	-	-	52,568,965.66	117,905,885.73	-	111,518,593.99	281,993,445.38	
MDS Checks Issued	-	-	-	-	-	108,146,542.42	140,194,687.82	-	-	-	-	2,302,562.27	79,416,892.51	-	58,475,233.04	140,194,687.82	
Advice to Debit Account	-	-	-	-	-	1,483,457.20	141,798,757.56	-	-	-	-	50,266,403.39	38,488,993.22	-	53,043,360.95	141,798,757.56	
Notice of Transfer Allocations (NTA)	-	-	-	-	-	-	-	-	-	-	-	-	-	-	-	-	
MDS Checks Issued	-	-	-	-	-	-	-	-	-	-	-	-	-	-	-	-	
Advice to Debit Account	-	-	-	-	-	-	-	-	-	-	-	-	-	-	-	-	
Working Fund for FAPS	-	-	-	-	-	-	-	-	-	-	-	-	-	-	-	-	
Cash Disbursement Ceiling (CDC)	-	-	-	-	-	-	-	-	-	-	-	-	-	-	-	-	
TOTAL CASH DISBURSEMENTS	-	-	-	-	-	109,629,999.62	281,993,445.38	-	-	-	-	52,568,965.66	117,905,885.73	-	111,518,593.99	281,993,445.38	
NON-CASH DISBURSEMENTS	-	-	-	-	-	-	14,906,136.83	-	-	-	-	3,969,699.25	10,936,437.58	-	-	14,906,136.83	
Tax Remittance Advices Issued (TRA)	-	-	-	-	-	-	14,906,136.83	-	-	-	-	3,969,699.25	10,936,437.58	-	-	14,906,136.83	
Non-Cash Availment Authority (NCAA)	-	-	-	-	-	-	-	-	-	-	-	-	-	-	-	-	
Disbursements effected through outright deductions from claims	-	-	-	-	-	-	-	-	-	-	-	-	-	-	-	-	
Overpayment of expenses	-	-	-	-	-	-	-	-	-	-	-	-	-	-	-	-	
Restitution for loss of government property	-	-	-	-	-	-	-	-	-	-	-	-	-	-	-	-	
Liquidated damages and similar claims	-	-	-	-	-	-	-	-	-	-	-	-	-	-	-	-	
Others (TEF,BTr-Documentary Stamp Tax, etc.)	-	-	-	-	-	-	-	-	-	-	-	-	-	-	-	-	
TOTAL NON-CASH DISBURSEMENTS	-	-	-	-	-	-	14,906,136.83	-	-	-	-	3,969,699.25	10,936,437.58	-	-	14,906,136.83	
GRAND TOTAL	-	-	-	-	-	109,629,999.62	296,899,582.21	-	-	-	-	56,538,664.91	128,842,323.31	-	111,518,593.99	296,899,582.21	

Certified Correct:

*Maria Celeste D.L. Balanza*  
**MARIA CELESTE D.L. BALANZA**  
 Accounting Division  
 Officer-in-Charge

Recommending Approval:

*Socrates L. Ramores*  
**SOCRATES L. RAMORES**  
 Assistant National Statistician  
 Finance and Administrative Services

Approved by:

*Claire Dennis S. Mapa*  
**CLAIRE DENNIS S. MAPA, Ph.D.**  
 Undersecretary  
 National Statistician and Civil Registrar General


**MONTHLY REPORT OF DISBURSEMENTS**  
For the month of April 2022

Department : National Economic and Development Authority (NEDA)  
 Agency : Philippine Statistics Authority  
 Operating Unit : Consolidated Regional Statistical Services Office  
 Organization Code (UACB) : 24 000 0100000  
 Fund Cluster : 01 - Regular Agency Fund

Particulars (1)	CURRENT YEAR'S BUDGET					PRIOR YEAR'S BUDGET				
	PS (2)	MOOE (3)	FinEx (4)	CO (5)	TOTAL 6=(2+3+4+5)	PRIOR YEAR'S ACCOUNTS PAYABLE				Sub-Total 11=(7+8+9+10)
						PS (7)	MOOE (8)	FinEx (9)	CO (10)	
<b>CASH DISBURSEMENTS</b>	72,716,747.59	136,035,699.25	300.00	-	208,752,746.84	-	630,173.23	-	-	630,173.23
Notice of Cash Allocations	70,145,912.24	127,052,524.69	300.00	-	197,198,736.93	-	612,056.80	-	-	612,056.80
MDS Checks Issued	13,267,479.30	23,615,977.56	300.00	-	36,883,756.86	-	6,435.72	-	-	6,435.72
Advice to Debit Account	56,878,432.94	103,436,547.13	-	-	160,314,980.07	-	605,621.08	-	-	605,621.08
Notice of Transfer Allocations (NTA)	2,570,835.35	8,983,174.56	-	-	11,554,009.91	-	18,116.43	-	-	18,116.43
MDS Checks Issued	1,472,704.09	2,275,883.90	-	-	3,748,587.99	-	18,116.43	-	-	18,116.43
Advice to Debit Account	1,098,131.26	6,707,290.66	-	-	7,805,421.92	-	-	-	-	-
Working Fund for FAPS	-	-	-	-	-	-	-	-	-	-
Cash Disbursement Ceiling (CDC)	-	-	-	-	-	-	-	-	-	-
<b>TOTAL CASH DISBURSEMENTS</b>	72,716,747.59	136,035,699.25	300.00	-	208,752,746.84	-	630,173.23	-	-	630,173.23
<b>NON-CASH DISBURSEMENTS</b>	5,474,312.13	6,561,812.46	-	-	12,036,124.59	-	1,990.72	-	-	1,990.72
Tax Remittance Advices Issued (TRA)	5,474,312.13	6,561,812.46	-	-	12,036,124.59	-	1,990.72	-	-	1,990.72
Non-Cash Availment Authority (NCAA)	-	-	-	-	-	-	-	-	-	-
Disbursements effected through outright deductions from claims	-	-	-	-	-	-	-	-	-	-
Overpayment of expenses	-	-	-	-	-	-	-	-	-	-
Restitution for loss of government property	-	-	-	-	-	-	-	-	-	-
Liquidated damages and similar claims	-	-	-	-	-	-	-	-	-	-
Others (TEF, BTr-Documentary Stamp Tax, etc.)	-	-	-	-	-	-	-	-	-	-
<b>TOTAL NON-CASH DISBURSEMENTS</b>	5,474,312.13	6,561,812.46	-	-	12,036,124.59	-	1,990.72	-	-	1,990.72
<b>GRAND TOTAL</b>	78,191,059.72	142,597,511.71	300.00	-	220,788,871.43	-	632,163.95	-	-	632,163.95

**SUMMARY**

Particulars (1)	Previous Report (2)	Current Month (3)	As of Date (4)
Total Disbursement Authorities Received	1,363,606,615.29	321,921,938.26	1,685,528,553.55
NCA	391,855,000.00	156,871,000.00	548,726,000.00
NTA	922,896,759.30	153,001,995.64	1,075,898,754.94
Working Fund	-	-	-
TRA	48,854,855.99	12,048,942.62	60,903,798.61
CDC	-	-	-
NCAA	-	-	-
Less: Notice of Transfer Allocation (NTA) issued*	47,288,870.76	9,774,772.31	57,063,643.07
Total Disbursements Authorities Available	1,316,317,744.53	312,147,165.95	1,628,464,910.48
Less:	-	-	-
Lapsed NCA	29,326.48	-	29,326.48
Disbursements	1,299,994,281.19	228,657,776.71	1,528,652,037.90
Less: Other Non-Cash Disbursements	-	-	-
Disbursements effected through outright deductions from claims	-	-	-
Overpayment of expenses	-	-	-
Restitution for loss of government property	-	-	-
Liquidated damages and similar claims	-	-	-
Others (TEF, BTr-Documentary Stamp Tax, etc.)	-	-	-
Add/Less: Adjustments (e.g. cancelled/staled checks)	9,719.40	-	9,719.40
Balance of Disbursements Authorities to date	16,303,876.26	83,489,389.24	99,793,265.50
Total Disbursements Program	1,316,327,463.93	312,147,165.95	1,628,474,629.88
Less: Actual Disbursements	1,299,994,261.19	228,657,776.71	1,528,652,037.90
(Over)/Under spending	16,333,202.74	83,489,389.24	99,822,591.98



*Handwritten initials*

Department : National Economic and Development Authority (NEDA)  
 Agency : Philippine Statistics Authority  
 Operating Unit : Consolidated Regional Statistical Services Office  
 Organization Code (UACS) : 24 908 0100000  
 Fund Cluster : 01 - Regular Agency Fund

Particulars (1)	PRIOR YEAR'S BUDGET						SUB-TOTAL 18=(6+17)	TRUST LIABILITIES				GRAND TOTAL					Remarks (28)
	CURRENT YEARS ACCOUNTS PAYABLE					TOTAL 17=(11+16)		PS (19)	MOOE (20)	CO (21)	TOTAL 2=(19+20+21)	PS (23)	MOOE (24)	FinEx (25)	CO (26)	TOTAL 27=(23+24+25+26)	
	PS (12)	MOOE (13)	FinEx (14)	CO (15)	Sub-Total 6=(12+13+14+15)												
CASH DISBURSEMENTS	-	7,225,914.02	-	-	7,225,914.02	7,856,087.25	216,608,834.09	-	-	-	-	72,716,747.59	143,891,786.50	300.00	-	216,608,834.09	
Notice of Cash Allocations	-	5,872,084.90	-	-	5,872,084.90	6,484,141.70	203,682,878.63	-	-	-	-	70,145,912.24	133,536,666.39	300.00	-	203,682,878.63	
MDS Checks Issued	-	38,988.05	-	-	38,988.05	45,423.77	36,929,180.63	-	-	-	-	13,267,479.30	23,661,401.33	300.00	-	36,929,180.63	
Advice to Debit Account	-	5,833,096.85	-	-	5,833,096.85	6,438,717.93	166,753,698.00	-	-	-	-	56,878,432.94	108,875,265.06	-	-	166,753,698.00	
Notice of Transfer Allocations (NTA)	-	1,353,829.12	-	-	1,353,829.12	1,371,945.55	12,925,955.46	-	-	-	-	2,570,835.35	10,355,120.11	-	-	12,925,955.46	
MDS Checks Issued	-	288,148.29	-	-	288,148.29	306,264.72	4,054,852.71	-	-	-	-	1,472,704.09	2,582,148.62	-	-	4,054,852.71	
Advice to Debit Account	-	1,065,680.83	-	-	1,065,680.83	1,065,680.83	8,871,102.75	-	-	-	-	1,098,131.26	7,772,971.49	-	-	8,871,102.75	
Working Fund for FAPS	-	-	-	-	-	-	-	-	-	-	-	-	-	-	-	-	
Cash Disbursement Ceiling (CDC)	-	-	-	-	-	-	-	-	-	-	-	-	-	-	-	-	
TOTAL CASH DISBURSEMENTS	-	7,225,914.02	-	-	7,225,914.02	7,856,087.25	216,608,834.09	-	-	-	-	72,716,747.59	143,891,786.50	300.00	-	216,608,834.09	
NON-CASH DISBURSEMENTS	-	10,827.31	-	-	10,827.31	12,818.03	12,048,942.62	-	-	-	-	5,474,312.13	6,574,630.49	-	-	12,048,942.62	
Tax Remittance Advices Issued (TRA)	-	10,827.31	-	-	10,827.31	12,818.03	12,048,942.62	-	-	-	-	5,474,312.13	6,574,630.49	-	-	12,048,942.62	
Non-Cash Availment Authority (NCAA)	-	-	-	-	-	-	-	-	-	-	-	-	-	-	-	-	
Disbursements effected through outright deductions from claims	-	-	-	-	-	-	-	-	-	-	-	-	-	-	-	-	
Overpayment of expenses	-	-	-	-	-	-	-	-	-	-	-	-	-	-	-	-	
Restitution for loss of government property	-	-	-	-	-	-	-	-	-	-	-	-	-	-	-	-	
Liquidated damages and similar claims	-	-	-	-	-	-	-	-	-	-	-	-	-	-	-	-	
Others (TEF, BTr-Documentary Stamp Tax, etc.)	-	-	-	-	-	-	-	-	-	-	-	-	-	-	-	-	
TOTAL NON-CASH DISBURSEMENTS	-	10,827.31	-	-	10,827.31	12,818.03	12,048,942.62	-	-	-	-	5,474,312.13	6,574,630.49	-	-	12,048,942.62	
GRAND TOTAL	-	7,236,741.33	-	-	7,236,741.33	7,868,905.28	228,657,776.71	-	-	-	-	78,191,059.72	150,466,416.99	300.00	-	228,657,776.71	

Certified Correct:

*MARCELO BALANZA*  
 MARCELO BALANZA  
 Accounting Division  
 Officer-in-Charge

Recommending Approval:

*SOCRATES L. RAMORES*  
 SOCRATES L. RAMORES  
 Assistant National Statistician  
 Finance and Administrative Services

Approved by:

*CLAIRE DENNIS S. MAPA*  
 CLAIRE DENNIS S. MAPA, Ph. D.  
 Undersecretary  
 National Statistician and Civil Registrar General


**MONTHLY REPORT OF DISBURSEMENTS**  
For the month of April 2022

Department : National Economic and Development Authority (NEDA)  
Agency : Philippine Statistics Authority  
Operating Unit : All  
Organization Code (UACS) : 24 006 0100000  
Fund Cluster : 01 - Regular Agency Fund

Particulars	CURRENT YEAR'S BUDGET					PRIOR YEAR'S BUDGET				
	PS	MOOE	FinEx	CO	TOTAL	PRIOR YEAR'S ACCOUNTS PAYABLE				Sub-Total
						PS	MOOE	FinEx	CO	
(1)	(2)	(3)	(4)	(5)	6=(2+3+4+5)	(7)	(8)	(9)	(10)	11=(7+8+9+10)
<b>CASH DISBURSEMENTS</b>	125,285,713.25	203,049,088.40	300.00	52,781,110.95	381,116,192.60	-	51,522,689.81	-	58,737,483.04	110,260,172.85
Notice of Cash Allocations	122,714,877.90	194,065,893.84	300.00	52,781,110.95	369,562,182.69	-	51,504,573.38	-	58,737,483.04	110,242,056.42
MDS Checks Issued	15,570,041.57	53,381,560.69	300.00	-	68,931,902.26	-	48,677,745.10	-	58,475,233.04	108,152,978.14
Advice to Debit Account	107,144,836.33	140,704,333.15	-	52,781,110.95	300,630,280.43	-	1,826,828.28	-	262,250.00	2,089,078.28
Notice of Transfer Allocations (NTA)	2,570,835.35	8,983,174.58	-	-	11,554,009.91	-	18,116.43	-	-	18,116.43
MDS Checks Issued	1,472,704.09	2,275,883.90	-	-	3,748,587.99	-	18,116.43	-	-	18,116.43
Advice to Debit Account	1,098,131.26	6,707,290.68	-	-	7,805,421.92	-	-	-	-	-
Working Fund for FAPS	-	-	-	-	-	-	-	-	-	-
Cash Disbursement Ceiling (CDC)	-	-	-	-	-	-	-	-	-	-
<b>TOTAL CASH DISBURSEMENTS</b>	125,285,713.25	203,049,088.40	300.00	52,781,110.95	381,116,192.60	-	51,522,689.81	-	58,737,483.04	110,260,172.85
<b>NON-CASH DISBURSEMENTS</b>	9,444,011.38	17,498,250.04	-	-	26,942,261.42	-	1,990.72	-	-	1,990.72
Tax Remittance Advices Issued (TRA)	9,444,011.38	17,498,250.04	-	-	26,942,261.42	-	1,990.72	-	-	1,990.72
Non-Cash Availment Authority (NCAA)	-	-	-	-	-	-	-	-	-	-
Disbursements effected through outright deductions from claims	-	-	-	-	-	-	-	-	-	-
Overpayment of expenses	-	-	-	-	-	-	-	-	-	-
Restitution for loss of government property	-	-	-	-	-	-	-	-	-	-
Liquidated damages and similar claims	-	-	-	-	-	-	-	-	-	-
Others (TEF,BTr-Documentary Stamp Tax, etc.)	-	-	-	-	-	-	-	-	-	-
<b>TOTAL NON-CASH DISBURSEMENTS</b>	9,444,011.38	17,498,250.04	-	-	26,942,261.42	-	1,990.72	-	-	1,990.72
<b>GRAND TOTAL</b>	134,729,724.63	220,547,318.44	300.00	52,781,110.95	408,058,454.02	-	51,524,680.53	-	58,737,483.04	110,262,163.57

**SUMMARY**

Particulars (1)	Previous Report (2)	Current Month (3)	As of Date (4)
Total Disbursement Authorities Received	2,707,965,561.95	762,055,075.09	3,470,020,637.04
NCA	1,672,786,000.00	582,098,000.00	2,254,884,000.00
NTA	922,896,759.30	153,001,995.64	1,075,898,754.94
Working Fund	-	-	-
TRA	112,282,802.65	26,955,079.45	139,237,882.10
CDC	-	-	-
NCAA	-	-	-
Less: Notice of Transfer Allocation (NTA) issued*	922,896,759.30	153,001,995.64	1,075,898,754.94
Total Disbursements Authorities Available	1,785,068,802.65	609,053,079.45	2,394,121,882.10
Less:	-	-	-
Lapsed NCA	29,376.55	-	29,376.55
Disbursements	1,788,745,269.24	525,557,358.92	2,294,302,628.16
Less: Other Non-Cash Disbursements	-	-	-
Disbursements effected through outright deductions from claims	-	-	-
Overpayment of expenses	-	-	-
Restitution for loss of government property	-	-	-
Liquidated damages and similar claims	-	-	-
Others (TEF,BTr-Documentary Stamp Tax, etc.)	-	-	-
Add/Less: Adjustments (e.g. cancelled/staled checks)	9,719.40	-	9,719.40
Balance of Disbursements Authorities to date	16,303,876.26	83,495,720.53	99,799,596.79
Total Disbursements Program	1,785,078,522.05	609,053,079.45	2,394,131,601.50
Less: Actual Disbursements	1,768,745,269.24	525,557,358.92	2,294,302,628.16
(Over)/Under spending	16,333,252.81	83,495,720.53	99,828,973.34



*Handwritten initials/signature*




Department : National Economic and Development Authority (NEDA)  
 Agency : Philippine Statistics Authority  
 Operating Unit : All  
 Organization Code (UACS) : 24 006 0100000  
 Fund Cluster : 01 - Regular Agency Fund

Particulars	PRIOR YEAR'S BUDGET						SUB-TOTAL	TRUST LIABILITIES				GRAND TOTAL					Remarks
	CURRENT YEARS ACCOUNTS PAYABLE					TOTAL		PS	MOOE	CO	TOTAL	PS	MOOE	FinEx	CO	TOTAL	
	PS	MOOE	FinEx	CO	Sub-Total												
(1)	(12)	(13)	(14)	(15)	16=(12+13+14+15)	17=(11+16)	(18)=(6+17)	(19)	(20)	(21)	22=(19+20+21)	(23)	(24)	(25)	(26)	27=(23+24+25+26)	(28)
CASH DISBURSEMENTS	-	7,225,914.02	-	-	7,225,914.02	117,486,086.87	498,602,279.47	-	-	-	-	125,285,713.25	261,797,672.23	300.00	111,518,593.99	498,602,279.47	
Notice of Cash Allocations	-	5,872,084.90	-	-	5,872,084.90	116,114,141.32	485,676,324.01	-	-	-	-	122,714,877.90	251,442,552.12	300.00	111,518,593.99	485,676,324.01	
MDS Checks Issued	-	38,988.05	-	-	38,988.05	108,191,966.19	177,123,868.45	-	-	-	-	15,570,041.57	103,078,293.84	300.00	58,475,233.04	177,123,868.45	
Advice to Debit Account	-	5,833,096.85	-	-	5,833,096.85	7,922,175.13	308,552,455.58	-	-	-	-	107,144,836.33	148,364,258.28	-	53,043,360.95	308,552,455.58	
Notice of Transfer Allocations (NTA)	-	1,353,829.12	-	-	1,353,829.12	1,371,945.55	12,925,955.48	-	-	-	-	2,570,835.35	10,355,120.11	-	-	12,925,955.48	
MDS Checks Issued	-	288,148.29	-	-	288,148.29	306,264.72	4,054,852.71	-	-	-	-	1,472,704.09	2,582,148.62	-	-	4,054,852.71	
Advice to Debit Account	-	1,065,680.83	-	-	1,065,680.83	1,065,680.83	8,871,102.75	-	-	-	-	1,098,131.28	7,772,971.49	-	-	8,871,102.75	
Working Fund for FAPS	-	-	-	-	-	-	-	-	-	-	-	-	-	-	-	-	
Cash Disbursement Ceiling (CDC)	-	-	-	-	-	-	-	-	-	-	-	-	-	-	-	-	
TOTAL CASH DISBURSEMENTS	-	7,225,914.02	-	-	7,225,914.02	117,486,086.87	498,602,279.47	-	-	-	-	125,285,713.25	261,797,672.23	300.00	111,518,593.99	498,602,279.47	
NON-CASH DISBURSEMENTS	-	10,827.31	-	-	10,827.31	12,818.03	26,955,079.45	-	-	-	-	9,444,011.38	17,511,068.07	-	-	26,955,079.45	
Tax Remittance Advices Issued (TRA)	-	10,827.31	-	-	10,827.31	12,818.03	26,955,079.45	-	-	-	-	9,444,011.38	17,511,068.07	-	-	26,955,079.45	
Non-Cash Availment Authority (NCAA)	-	-	-	-	-	-	-	-	-	-	-	-	-	-	-	-	
Disbursements effected through outright deductions from claims	-	-	-	-	-	-	-	-	-	-	-	-	-	-	-	-	
Overpayment of expenses	-	-	-	-	-	-	-	-	-	-	-	-	-	-	-	-	
Restitution for loss of government property	-	-	-	-	-	-	-	-	-	-	-	-	-	-	-	-	
Liquidated damages and similar claims	-	-	-	-	-	-	-	-	-	-	-	-	-	-	-	-	
Others (TEF, BTr-Documentary Stamp Tax, etc.)	-	-	-	-	-	-	-	-	-	-	-	-	-	-	-	-	
TOTAL NON-CASH DISBURSEMENTS	-	10,827.31	-	-	10,827.31	12,818.03	26,955,079.45	-	-	-	-	9,444,011.38	17,511,068.07	-	-	26,955,079.45	
GRAND TOTAL	-	7,236,741.33	-	-	7,236,741.33	117,498,904.90	525,557,358.92	-	-	-	-	134,729,724.63	279,308,740.30	300.00	111,518,593.99	525,557,358.92	


Certified Correct:

  
 MARIA CELESTE D.L. BALANZA  
 Accounting Division  
 Officer-in-Charge

Recommending Approval:

  
 SOCRATES L. RAMORES  
 Assistant National Statistician  
 Finance and Administrative Services

Approved by:

  
 CLAIRE DENNIS S. MAPA, Ph. D.  
 Undersecretary  
 National Statistician and Civil Registrar General