



In following-up, pls. cite DMS ref #
2022-BA-0002483

**REPUBLIC OF THE PHILIPPINES
DEPARTMENT OF BUDGET AND MANAGEMENT
GENERAL SOLANO STREET, SAN MIGUEL, MANILA**

ACKNOWLEDGEMENT RECEIPT

The **DEPARTMENT OF BUDGET AND MANAGEMENT** hereby acknowledges the receipt of your letter/request which has been uploaded to the DBM-Document Management System and routed to the appropriate office/s with the following information:

Sender: PSA - EMAIL (RECEIVED HARD COPY 2-9-2022)

Document Title: PSA-FAR 4 & 5 AS OF DECEMBER 2021

Document Reference No: 2022-BA-0002483

Date and Time Uploaded: Tuesday, January 11, 2022 8:06:29 AM

Uploaded By: CRD RECEIVING GLENN

Routed To: BMB-A Christine P. Santos

cc:

Total no. of pages received: 1 copy And 9 pages

The determination of the completeness of the documentary requirements submitted, if any, is subject to the evaluation of the technical person in charge.

This receipt is system generated and does not require signature.

Received by:



**DOCUMENT
MANAGEMENT
SYSTEM**


MONTHLY REPORT OF DISBURSEMENTS
For the month of December 2021

Department : National Economic and Development Authority (NEDA)
 Agency : Philippine Statistics Authority
 Operating Unit : Central Office
 Organization Code (UACS) : 24 008 0100000
 Fund Cluster : 01 - Regular Agency Fund

Particulars (1)	CURRENT YEAR'S BUDGET					PRIOR YEAR'S BUDGET				
	PS (2)	MOOE (3)	FinEx (4)	CO (5)	TOTAL 6=(2+3+4+5)	PRIOR YEAR'S ACCOUNTS PAYABLE				
						PS (7)	MOOE (8)	FinEx (9)	CO (10)	Sub-Total 11=(7+8+9+10)
CASH DISBURSEMENTS	69,891,969.05	241,016,233.18	-	317,503,568.75	628,411,770.98	13,909.23	1,373,298.68	-	179,249,640.39	180,636,848.30
Notice of Cash Allocations	69,891,969.05	241,016,233.18	-	317,503,568.75	628,411,770.98	13,909.23	1,373,298.68	-	179,249,640.39	180,636,848.30
MDS Checks Issued	5,650,858.58	146,558,206.46	-	313,248,573.40	465,457,838.44	-	-	-	156,778,427.90	156,778,427.90
Advice to Debit Account	64,241,110.47	94,458,026.72	-	4,254,995.35	162,954,132.54	13,909.23	1,373,298.68	-	22,471,212.49	23,858,420.40
Notice of Transfer Allocations (NTA)	-	-	-	-	-	-	-	-	-	-
S Checks Issued	-	-	-	-	-	-	-	-	-	-
Advice to Debit Account	-	-	-	-	-	-	-	-	-	-
Working Fund for FAPS	-	-	-	-	-	-	-	-	-	-
Cash Disbursement Ceiling (CDC)	-	-	-	-	-	-	-	-	-	-
TOTAL CASH DISBURSEMENTS	69,891,969.05	241,016,233.18	-	317,503,568.75	628,411,770.98	13,909.23	1,373,298.68	-	179,249,640.39	180,636,848.30
NON-CASH DISBURSEMENTS	3,611,331.68	21,255,727.33	-	-	24,867,059.01	-	-	-	-	-
Tax Remittance Advices Issued (TRA)	3,611,331.68	21,255,727.33	-	-	24,867,059.01	-	-	-	-	-
Non-Cash Availment Authority (NCAA)	-	-	-	-	-	-	-	-	-	-
Disbursements effected through outright deductions from claims	-	-	-	-	-	-	-	-	-	-
Overpayment of expenses	-	-	-	-	-	-	-	-	-	-
Restitution for loss of government property	-	-	-	-	-	-	-	-	-	-
Liquidated damages and similar claims	-	-	-	-	-	-	-	-	-	-
Others (TEF,BTr-Documentary Stamp Tax, etc.)	-	-	-	-	-	-	-	-	-	-
TOTAL NON-CASH DISBURSEMENTS	3,611,331.68	21,255,727.33	-	-	24,867,059.01	-	-	-	-	-
GRAND TOTAL	73,503,300.73	262,271,960.51	-	317,503,568.75	653,278,829.99	13,909.23	1,373,298.68	-	179,249,640.39	180,636,848.30

SUMMARY

Particulars (1)	Previous Report (2)	Current Month (3)	As of Date (4)
Total Disbursement Authorities Received	7,576,367,868.87	1,641,234,059.01	9,217,601,927.88
NCA	7,383,696,000.00	1,616,367,000.00	9,000,063,000.00
NTA	-	-	-
Working Fund	-	-	-
TRA	192,671,868.87	24,867,059.01	217,538,927.88
CDC	-	-	-
NCAA	-	-	-
Less: Notice of Transfer Allocation (NTA) issued*	3,790,997,279.60	406,680,950.10	4,197,678,229.70
Total Disbursements Authorities Available	3,785,370,589.27	1,234,553,108.91	5,019,923,698.18
Less:	-	-	-
Lapsed NCA	285,201,033.92	1,347,817,274.22	1,633,018,308.14
Disbursements	2,552,989,711.75	833,915,878.29	3,386,905,390.04
Less: Other Non-Cash Disbursements	-	-	-
Disbursements effected through outright deductions from claims	-	-	-
Others (TEF,BTr-Documentary Stamp Tax, etc.)	-	-	-
Add/Less: Adjustments (e.g. cancelled/staled checks)	-	-	-
Balance of Disbursements Authorities to date	947,179,843.60	(947,179,843.60)	-
Total Disbursements Program	3,785,370,589.27	1,234,553,108.91	5,019,923,698.18
Less: Actual Disbursements	2,552,989,711.75	833,915,878.29	3,386,905,390.04
(Over)/Under spending	1,232,380,877.52	400,637,430.62	1,633,018,308.14



Department : National Economic and Development Authority (NEDA)
 Agency : Philippine Statistics Authority
 Operating Unit : Central Office
 Organization Code (UACS) : 24 008 0100000
 Fund Cluster : 01 - Regular Agency Fund

Particulars	PRIOR YEAR'S BUDGET						SUB-TOTAL	TRUST LIABILITIES				GRAND TOTAL					Remarks							
	CURRENT YEARS ACCOUNTS PAYABLE					TOTAL		PS	MOOE	CO	TOTAL	PS	MOOE	FinEx	CO	TOTAL								
	PS	MOOE	FinEx	CO	Sub-Total													(12)	(13)	(14)	(15)	=(12+13+14+)	17=(11+10)	18=(6+17)
CASH DISBURSEMENTS	-	-	-	-	-	180,636,848.30	809,048,619.28	-	-	-	-	69,905,878.28	242,389,531.86	-	496,753,209.14	809,048,619.28								
Notice of Cash Allocations	-	-	-	-	-	180,636,848.30	809,048,619.28	-	-	-	-	69,905,878.28	242,389,531.86	-	496,753,209.14	809,048,619.28								
MDS Checks Issued	-	-	-	-	-	156,778,427.90	622,236,066.34	-	-	-	-	5,650,858.58	146,558,206.46	-	470,027,001.30	622,236,066.34								
Advice to Debit Account	-	-	-	-	-	23,858,420.40	186,812,552.94	-	-	-	-	64,255,019.70	95,831,325.40	-	28,726,207.84	186,812,552.94								
Notice of Transfer Allocations (NTA)	-	-	-	-	-	-	-	-	-	-	-	-	-	-	-	-								
MDS Checks Issued	-	-	-	-	-	-	-	-	-	-	-	-	-	-	-	-								
Advice to Debit Account	-	-	-	-	-	-	-	-	-	-	-	-	-	-	-	-								
Voting Fund for FAPS	-	-	-	-	-	-	-	-	-	-	-	-	-	-	-	-								
Cash Disbursement Ceiling (CDC)	-	-	-	-	-	-	-	-	-	-	-	-	-	-	-	-								
TOTAL CASH DISBURSEMENTS	-	-	-	-	-	180,636,848.30	809,048,619.28	-	-	-	-	69,905,878.28	242,389,531.86	-	496,753,209.14	809,048,619.28								
NON-CASH DISBURSEMENTS	-	-	-	-	-	-	24,867,059.01	-	-	-	-	3,611,331.68	21,255,727.33	-	-	24,867,059.01								
Tax Remittance Advices Issued (TRA)	-	-	-	-	-	-	24,867,059.01	-	-	-	-	3,611,331.68	21,255,727.33	-	-	24,867,059.01								
Non-Cash Availment Authority (NCAA)	-	-	-	-	-	-	-	-	-	-	-	-	-	-	-	-								
Disbursements effected through outright deductions from claims	-	-	-	-	-	-	-	-	-	-	-	-	-	-	-	-								
Overpayment of expenses	-	-	-	-	-	-	-	-	-	-	-	-	-	-	-	-								
Restitution for loss of government property	-	-	-	-	-	-	-	-	-	-	-	-	-	-	-	-								
Liquidated damages and similar claims	-	-	-	-	-	-	-	-	-	-	-	-	-	-	-	-								
Others (TEF,BTr-Documentary Stamp Tax, etc.)	-	-	-	-	-	-	-	-	-	-	-	-	-	-	-	-								
TOTAL NON-CASH DISBURSEMENTS	-	-	-	-	-	-	24,867,059.01	-	-	-	-	3,611,331.68	21,255,727.33	-	-	24,867,059.01								
GRAND TOTAL	-	-	-	-	-	180,636,848.30	833,915,678.29	-	-	-	-	73,517,209.96	263,645,259.19	-	496,753,209.14	833,915,678.29								

Certified Correct:

Maria Celeste D. Balanza
 MARIA CELESTE D. BALANZA
 Accounting Division
 Officer-in-Charge

Approved by:

Claire Dennis S. Mapa
 CLAIRE DENNIS S. MAPA, Ph.D.
 Undersecretary
 National Statistician and Civil Registrar General




MONTHLY REPORT OF DISBURSEMENTS
For the month of December 2021

Department : National Economic and Development Authority (NEDA)
 Agency : Philippine Statistics Authority
 Operating Unit : Consolidated Regional Statistical Services Office
 Organization Code (UACS) : 24 008 0100008
 Fund Cluster : 01 - Regular Agency Fund

Particulars (1)	CURRENT YEAR'S BUDGET					PRIOR YEAR'S BUDGET				
	PS (2)	MOOE (3)	FinEx (4)	CO (5)	TOTAL 6=(2+3+4+5)	PRIOR YEAR'S ACCOUNTS PAYABLE				Sub-Total 11=(7+8+9+10)
						PS (7)	MOOE (8)	FinEx (9)	CO (10)	
CASH DISBURSEMENTS	100,378,574.54	615,927,509.99	400.00	2,421,071.89	718,725,556.42	-	4,000.00	-	-	4,000.00
Notice of Cash Allocations	97,116,166.22	557,816,529.10	400.00	2,421,071.89	657,354,167.21	-	-	-	-	-
MDS Checks Issued	18,088,019.11	197,843,375.48	400.00	1,065,875.82	216,997,470.41	-	-	-	-	-
Advice to Debit Account	79,028,147.11	359,973,153.62	-	1,355,396.07	440,356,696.80	-	-	-	-	-
Notice of Transfer Allocations (NTA)	3,260,408.32	58,110,980.89	-	-	61,371,389.21	-	4,000.00	-	-	4,000.00
MDS Checks Issued	1,849,951.80	47,792,258.60	-	-	49,642,210.40	-	4,000.00	-	-	4,000.00
Advice to Debit Account	1,410,456.52	10,318,722.29	-	-	11,729,178.81	-	-	-	-	-
Working Fund for FAPS	-	-	-	-	-	-	-	-	-	-
Disbursement Ceiling (CDC)	-	-	-	-	-	-	-	-	-	-
NON-CASH DISBURSEMENTS	5,959,545.59	12,104,461.14	-	-	18,064,006.73	-	-	-	-	-
Tax Remittance Advices Issued (TRA)	5,959,545.59	12,104,461.14	-	-	18,064,006.73	-	-	-	-	-
Non-Cash Availment Authority (NCAA)	-	-	-	-	-	-	-	-	-	-
Disbursements effected through outright deductions from claims	-	-	-	-	-	-	-	-	-	-
Overpayment of expenses	-	-	-	-	-	-	-	-	-	-
Restitution for loss of government property	-	-	-	-	-	-	-	-	-	-
Liquidated damages and similar claims	-	-	-	-	-	-	-	-	-	-
Others (TEF,BTr-Documentary Stamp Tax, etc.)	-	-	-	-	-	-	-	-	-	-
TOTAL NON-CASH DISBURSEMENTS	5,959,545.59	12,104,461.14	-	-	18,064,006.73	-	-	-	-	-
GRAND TOTAL	106,338,120.13	628,031,971.13	400.00	2,421,071.89	736,789,563.15	-	4,000.00	-	-	4,000.00

SUMMARY

Particulars (1)	Previous Report (2)	Current Month (3)	As of Date (4)
Total Disbursement Authorities Received	5,580,798,280.21	530,817,243.46	6,111,615,523.67
NCA	1,376,922,000.00	53,465,000.00	1,430,387,000.00
NTA	4,034,945,721.83	459,182,791.51	4,494,128,513.34
Working Fund	-	-	-
TRA	168,930,558.39	18,169,451.95	187,100,010.34
CDC	-	-	-
NCAA	-	-	-
Less: Notice of Transfer Allocation (NTA) Issued*	243,948,442.23	52,501,841.41	296,450,283.64
Total Disbursements Authorities Available	5,336,849,837.98	478,315,402.05	5,815,165,240.03
Less:	-	-	-
Lapsed NCA	4,937,568.49	50,067,123.41	55,004,691.90
Disbursements	5,016,024,482.12	744,325,730.56	5,760,350,212.68
Less: Other Non-Cash Disbursements	-	-	-
Disbursements effected through outright deductions from claims	-	-	-
Overpayment of expenses	-	-	-
Restitution for loss of government property	-	-	-
Liquidated damages and similar claims	-	-	-
Others (TEF,BTr-Documentary Stamp Tax, etc.)	-	-	-
Add/Less: Adjustments (e.g. cancelled/staled checks)	180,941.39	8,723.15	189,664.54
Balance of Disbursements Authorities to date	316,068,728.77	(316,068,728.77)	(0.00)
Total Disbursements Program	5,337,030,779.37	478,324,125.20	5,815,354,904.57
Less: Actual Disbursements	5,016,024,482.12	744,325,730.56	5,760,350,212.68
(Over)/Under spending	321,006,297.25	(266,001,605.36)	55,004,691.90



Department : National Economic and Development Authority (NEDA)
 Agency : Philippine Statistics Authority
 Operating Unit : Consolidated Regional Statistical Services Office
 Organization Code (UACS) : 24 008 0100000
 Fund Cluster : 01 - Regular Agency Fund


Particulars	PRIOR YEAR'S BUDGET						SUB-TOTAL	TRUST LIABILITIES				GRAND TOTAL					Remarks
	CURRENT YEARS ACCOUNTS PAYABLE					TOTAL		PS	MOOE	CO	TOTAL	PS	MOOE	FinEx	CO	TOTAL	
	PS	MOOE	FinEx	CO	Sub-Total												
(1)	(12)	(13)	(14)	(15)	16=(12+13+14+15)	17=(11+16)	18=(6+17)	(19)	(20)	(21)	=(19+20+)	(23)	(24)	(25)	(26)	27=(23+24+25+26)	(28)
CASH DISBURSEMENTS	-	5,713,991.22	-	1,712,730.97	7,426,722.19	7,430,722.19	726,156,278.61	-	-	-	-	100,376,574.54	621,645,501.21	400.00	4,133,802.86	726,156,278.61	
Notice of Cash Allocations	-	5,332,853.36	-	-	5,332,853.36	5,332,853.36	662,687,020.57	-	-	-	-	97,116,166.22	563,149,382.46	400.00	2,421,071.89	662,687,020.57	
MDS Checks Issued	-	3,390,302.17	-	-	3,390,302.17	3,390,302.17	220,387,772.56	-	-	-	-	18,088,019.11	201,233,677.65	400.00	1,065,675.82	220,387,772.56	
Advice to Debit Account	-	1,942,551.19	-	-	1,942,551.19	1,942,551.19	442,299,247.99	-	-	-	-	79,028,147.11	361,915,704.81	-	1,355,396.07	442,299,247.99	
Notice of Transfer Allocations (NTA)	-	381,137.66	-	1,712,730.97	2,093,868.83	2,097,868.83	63,469,258.04	-	-	-	-	3,260,408.32	58,496,118.75	-	1,712,730.97	63,469,258.04	
MDS Checks Issued	-	318,396.22	-	1,078,150.61	1,396,546.83	1,400,546.83	51,042,757.23	-	-	-	-	1,849,951.80	48,114,654.82	-	1,078,150.61	51,042,757.23	
Advice to Debit Account	-	62,741.64	-	634,580.36	697,322.00	697,322.00	12,426,500.81	-	-	-	-	1,410,456.52	10,381,463.93	-	634,580.36	12,426,500.81	
Working Fund for FAPS	-	-	-	-	-	-	-	-	-	-	-	-	-	-	-	-	
Cash Disbursement Ceiling (CDC)	-	-	-	-	-	-	-	-	-	-	-	-	-	-	-	-	
TOTAL CASH DISBURSEMENTS	-	5,713,991.22	-	1,712,730.97	7,426,722.19	7,430,722.19	726,156,278.61	-	-	-	-	100,376,574.54	621,645,501.21	400.00	4,133,802.86	726,156,278.61	
NON-CASH DISBURSEMENTS	-	8,498.19	-	96,947.03	105,445.22	105,445.22	18,169,451.95	-	-	-	-	5,959,545.59	12,112,959.33	-	96,947.03	18,169,451.95	
Tax Remittance Advices Issued (TRA)	-	8,498.19	-	96,947.03	105,445.22	105,445.22	18,169,451.95	-	-	-	-	5,959,545.59	12,112,959.33	-	96,947.03	18,169,451.95	
Non-Cash Availment Authority (NCAA)	-	-	-	-	-	-	-	-	-	-	-	-	-	-	-	-	
Disbursements effected through outright deductions from claims	-	-	-	-	-	-	-	-	-	-	-	-	-	-	-	-	
Overpayment of expenses	-	-	-	-	-	-	-	-	-	-	-	-	-	-	-	-	
Restitution for loss of government property	-	-	-	-	-	-	-	-	-	-	-	-	-	-	-	-	
Liquidated damages and similar claims	-	-	-	-	-	-	-	-	-	-	-	-	-	-	-	-	
Others (TEF, BTR-Documentary Stamp Tax, etc.)	-	-	-	-	-	-	-	-	-	-	-	-	-	-	-	-	
TOTAL NON-CASH DISBURSEMENTS	-	8,498.19	-	96,947.03	105,445.22	105,445.22	18,169,451.95	-	-	-	-	5,959,545.59	12,112,959.33	-	96,947.03	18,169,451.95	
GRAND TOTAL	-	5,722,489.41	-	1,809,678.00	7,532,167.41	7,536,167.41	744,325,730.56	-	-	-	-	106,336,120.13	633,758,460.54	400.00	4,230,749.89	744,325,730.56	

Certified Correct:

Maria Celeste D.L. Balanza
 MARIA CELESTE D.L. BALANZA
 Accounting Division
 Officer-in-Charge

Approved by:

Claire Dennis S. Mapa
 CLAIRE DENNIS S. MAPA, Ph.D.
 Undersecretary
 National Statistician and Civil Registrar General




MONTHLY REPORT OF DISBURSEMENTS
For the month of December 2021

Department : National Economic and Development Authority (NEDA)
 Agency : Philippine Statistics Authority
 Operating Unit : All
 Organization Code (UACS) : 24 008 0100000
 Fund Cluster : 01 - Regular Agency Fund

Particulars (1)	CURRENT YEAR'S BUDGET					PRIOR YEAR'S BUDGET				
	PS	MOOE	FinEx	CO	TOTAL	PRIOR YEAR'S ACCOUNTS PAYABLE				
	(2)	(3)	(4)	(5)	6=(2+3+4+5)	PS	MOOE	FinEx	CO	Sub-Total
						(7)	(8)	(9)	(10)	11=(7+8+9+10)
CASH DISBURSEMENTS	170,288,543.59	856,943,743.17	400.00	319,924,640.64	1,347,137,327.40	13,909.23	1,377,298.68	-	179,249,840.39	180,640,848.30
Notice of Cash Allocations	187,008,135.27	798,832,762.28	400.00	319,924,640.64	1,285,765,938.19	13,909.23	1,373,298.68	-	179,249,840.39	180,636,848.30
MDS Checks Issued	23,738,877.69	344,401,581.94	400.00	314,314,249.22	682,455,108.85	-	-	-	158,778,427.90	156,778,427.90
Advice to Debit Account	143,269,257.58	454,431,180.34	-	5,610,391.42	603,310,829.34	13,909.23	1,373,298.68	-	22,471,212.49	23,858,420.40
Notice of Transfer Allocations (NTA)	3,280,408.32	58,110,980.89	-	-	61,371,389.21	-	4,000.00	-	-	4,000.00
MDS Checks Issued	1,849,951.80	47,792,258.60	-	-	49,642,210.40	-	4,000.00	-	-	4,000.00
Advice to Debit Account	1,410,456.52	10,318,722.29	-	-	11,729,178.81	-	-	-	-	-
Working Fund for FAPS	-	-	-	-	-	-	-	-	-	-
Disbursement Ceiling (CDC)	-	-	-	-	-	-	-	-	-	-
NON-CASH DISBURSEMENTS	170,288,543.59	856,943,743.17	400.00	319,924,640.64	1,347,137,327.40	13,909.23	1,377,298.68	-	179,249,840.39	180,640,848.30
Tax Remittance Advices Issued (TRA)	9,570,877.27	33,360,188.47	-	-	42,931,065.74	-	-	-	-	-
Non-Cash Availment Authority (NCAA)	-	-	-	-	-	-	-	-	-	-
Disbursements effected through outright deductions from claims	-	-	-	-	-	-	-	-	-	-
Overpayment of expenses	-	-	-	-	-	-	-	-	-	-
Restitution for loss of government property	-	-	-	-	-	-	-	-	-	-
Liquidated damages and similar claims	-	-	-	-	-	-	-	-	-	-
Others (TEF,BTr-Documentary Stamp Tax, etc.)	-	-	-	-	-	-	-	-	-	-
TOTAL NON-CASH DISBURSEMENTS	9,570,877.27	33,360,188.47	-	-	42,931,065.74	-	-	-	-	-
GRAND TOTAL	179,859,420.86	890,303,931.64	400.00	319,924,640.64	1,390,068,393.14	13,909.23	1,377,298.68	-	179,249,840.39	180,640,848.30

SUMMARY

Particulars (1)	Previous Report (2)	Current Month (3)	As of Date (4)
Total Disbursement Authorities Received	13,157,166,149.08	2,172,051,302.47	15,329,217,451.55
NCA	8,760,618,000.00	1,669,832,000.00	10,430,450,000.00
NTA	4,034,945,721.83	459,182,791.51	4,494,128,513.34
Working Fund	-	-	-
TRA	361,602,427.25	43,036,510.96	404,638,938.21
CDC	-	-	-
NCAA	-	-	-
Less: Notice of Transfer Allocation (NTA) Issued*	4,034,945,721.83	459,182,791.51	4,494,128,513.34
Total Disbursements Authorities Available	9,122,220,427.25	1,712,868,510.96	10,835,088,938.21
Less:	-	-	-
Lapsed NCA	290,138,602.41	1,397,884,397.63	1,688,023,000.04
Disbursements	7,569,014,193.87	1,578,241,408.85	9,147,255,602.72
Less: Other Non-Cash Disbursements	-	-	-
Disbursements effected through outright deductions from claims	-	-	-
Overpayment of expenses	-	-	-
Restitution for loss of government property	-	-	-
Liquidated damages and similar claims	-	-	-
Others (TEF,BTr-Documentary Stamp Tax, etc.)	-	-	-
Add/Less: Adjustments (e.g. cancelled/staled checks)	180,941.39	8,723.15	189,664.54
Balance of Disbursements Authorities to date	1,263,248,572.37	(1,263,248,572.37)	(0.00)
Total Disbursements Program	9,122,401,368.64	1,712,877,234.11	10,835,278,602.75
Less: Actual Disbursements	7,569,014,193.87	1,578,241,408.85	9,147,255,602.72
(Over)/Under spending	1,553,387,174.78	134,635,825.26	1,688,023,000.04



Department : National Economic and Development Authority (NEDA)
 Agency : Philippine Statistics Authority
 Operating Unit : All
 Organization Code (UACS) : 24 008 0100000
 Fund Cluster : 01 - Regular Agency Fund

Particulars (1)	PRIOR YEAR'S BUDGET						SUB-TOTAL 18=(6+17)	TRUST LIABILITIES				GRAND TOTAL					Remarks (28)
	CURRENT YEARS ACCOUNTS PAYABLE					TOTAL 17=(11+16)		PS (19)	MOOE (20)	CO (21)	TOTAL =(19+20+21)	PS (23)	MOOE (24)	FinEx (25)	CO (26)	TOTAL 27=(23+24+25+26)	
	PS (12)	MOOE (13)	FinEx (14)	CO (15)	Sub-Total 16=(12+13+14+15)												
CASH DISBURSEMENTS	-	5,713,991.22	-	1,712,730.97	7,426,722.19	188,067,570.49	1,535,204,897.89	-	-	-	-	170,282,452.82	884,035,033.07	400.00	500,887,012.00	1,535,204,897.89	
Notice of Cash Allocations	-	5,332,853.36	-	-	5,332,853.36	185,969,701.66	1,471,735,639.85	-	-	-	-	167,022,044.50	805,538,914.32	400.00	499,174,281.03	1,471,735,639.85	
MDS Checks Issued	-	3,390,302.17	-	-	3,390,302.17	160,168,730.07	842,823,838.92	-	-	-	-	23,738,877.89	347,791,884.11	400.00	471,082,677.12	842,623,838.92	
Advice to Debit Account	-	1,942,551.19	-	-	1,942,551.19	25,800,971.59	629,111,800.93	-	-	-	-	143,283,166.81	457,747,030.21	-	28,081,603.91	629,111,800.93	
Notice of Transfer Allocations (NTA)	-	381,137.88	-	1,712,730.97	2,093,868.83	2,097,868.83	63,469,258.04	-	-	-	-	3,280,408.32	58,496,118.75	-	1,712,730.97	63,469,258.04	
MDS Checks Issued	-	318,396.22	-	1,078,150.61	1,396,546.83	1,400,546.83	51,042,757.23	-	-	-	-	1,849,951.80	48,114,654.82	-	1,078,150.61	51,042,757.23	
Advice to Debit Account	-	62,741.64	-	634,580.36	697,322.00	697,322.00	12,426,500.81	-	-	-	-	1,410,456.52	10,381,483.93	-	634,580.36	12,426,500.81	
Working Fund for FAPS	-	-	-	-	-	-	-	-	-	-	-	-	-	-	-	-	
Disbursement Ceiling (CDC)	-	-	-	-	-	-	-	-	-	-	-	-	-	-	-	-	
CASH DISBURSEMENTS	-	5,713,991.22	-	1,712,730.97	7,426,722.19	188,067,570.49	1,535,204,897.89	-	-	-	-	170,282,452.82	884,035,033.07	400.00	500,887,012.00	1,535,204,897.89	
NON-CASH DISBURSEMENTS	-	8,498.19	-	98,947.03	105,445.22	105,445.22	43,036,510.96	-	-	-	-	9,570,877.27	33,368,686.66	-	98,947.03	43,036,510.96	
Tax Remittance Advices Issued (TRA)	-	8,498.19	-	98,947.03	105,445.22	105,445.22	43,036,510.96	-	-	-	-	9,570,877.27	33,368,686.66	-	98,947.03	43,036,510.96	
Non-Cash Availment Authority (NCAA)	-	-	-	-	-	-	-	-	-	-	-	-	-	-	-	-	
Disbursements effected through outright deductions from claims	-	-	-	-	-	-	-	-	-	-	-	-	-	-	-	-	
Overpayment of expenses	-	-	-	-	-	-	-	-	-	-	-	-	-	-	-	-	
Restitution for loss of government property	-	-	-	-	-	-	-	-	-	-	-	-	-	-	-	-	
Liquidated damages and similar claims	-	-	-	-	-	-	-	-	-	-	-	-	-	-	-	-	
Others (TEF BT-Documentary Stamp Tax, etc.)	-	-	-	-	-	-	-	-	-	-	-	-	-	-	-	-	
TOTAL NON-CASH DISBURSEMENTS	-	8,498.19	-	98,947.03	105,445.22	105,445.22	43,036,510.96	-	-	-	-	9,570,877.27	33,368,686.66	-	98,947.03	43,036,510.96	
GRAND TOTAL	-	5,722,489.41	-	1,809,678.00	7,532,167.41	188,173,015.71	1,578,241,408.85	-	-	-	-	179,853,330.09	897,403,719.73	400.00	500,983,959.03	1,578,241,408.85	

Certified Correct:

Maria Celeste D.L. Balanza
 MARIA CELESTE D.L. BALANZA
 Accounting Division
 Officer-in-Charge

Approved by:

Claire Dennis S. Mapa
 CLAIRE DENNIS S. MAPA, Ph.D.
 Undersecretary
 National Statistician and Civil Registrar General

