



In following-up, pls. cite DMS ref #

2022-BA-0028388

REPUBLIC OF THE PHILIPPINES
DEPARTMENT OF BUDGET AND MANAGEMENT
GENERAL SOLANO STREET, SAN MIGUEL, MANILA
ACKNOWLEDGEMENT RECEIPT

The **DEPARTMENT OF BUDGET AND MANAGEMENT** hereby acknowledges the receipt of your letter/request which has been uploaded to the DBM-Document Management System and routed to the appropriate office/s with the following information:

Sender: Central Office Accounting - adcentraloffice2021@gmail.com - EMAIL

Document Title: PSA-FAR NO 4 FOR THE MONTH OF FEBRUARY 2022

Document Reference No: 2022-BA-0028388

Date and Time Uploaded: Thursday, March 10, 2022 7:38:20 AM

Uploaded By: CRD RECEIVING ()

Routed To: BMB-A Christine P. Santos


CC:

Total no of pages received: 1 copy and 8 pages

The determination of the completeness of the documentary requirements submitted, if any, is subject to the evaluation of the technical person in charge.


This receipt is system generated and does not require signature.

Received by:



DOCUMENT
MANAGEMENT
SYSTEM

MONTHLY REPORT OF DISBURSEMENTS
For the month of February 2022



Department : National Economic and Development Authority (NEDA)
 Agency : Philippine Statistics Authority
 Operating Unit : Central Office
 Organization Code (UACS) : 24 008 0100000
 Fund Cluster : 01 - Regular Agency Fund

Particulars (1)	CURRENT YEAR'S BUDGET					PRIOR YEAR'S BUDGET				
	PS (2)	MOOE (3)	FinEx (4)	CO (5)	TOTAL 6=(2+3+4+5)	PRIOR YEAR'S ACCOUNTS PAYABLE				
						PS (7)	MOOE (8)	FinEx (9)	CO (10)	Sub-Total 11=(7+8+9+10)
CASH DISBURSEMENTS	29,686,547.01	46,058,307.58	-	743,600.00	76,488,454.59	-	41,586,911.49	-	-	41,586,911.49
Notice of Cash Allocations	29,686,547.01	46,058,307.58	-	743,600.00	76,488,454.59	-	41,586,911.49	-	-	41,586,911.49
MDS Checks Issued	2,800,718.08	16,071,386.11	-	743,600.00	19,615,704.19	-	27,382,062.50	-	-	27,382,062.50
Advice to Debit Account	26,885,828.93	29,986,921.47	-	-	56,872,750.40	-	14,204,848.99	-	-	14,204,848.99
Notice of Transfer Allocations (NTA)	-	-	-	-	-	-	-	-	-	-
MDS Checks Issued	-	-	-	-	-	-	-	-	-	-
Advice to Debit Account	-	-	-	-	-	-	-	-	-	-
Working Fund for FAPS	-	-	-	-	-	-	-	-	-	-
Cash Disbursement Ceiling (CDC)	-	-	-	-	-	-	-	-	-	-
TOTAL CASH DISBURSEMENTS	29,686,547.01	46,058,307.58	-	743,600.00	76,488,454.59	-	41,586,911.49	-	-	41,586,911.49
NON-CASH DISBURSEMENTS	3,472,780.32	1,823,030.77	-	-	5,295,811.09	-	-	-	-	-
Tax Remittance Advices Issued (TRA)	3,472,780.32	1,823,030.77	-	-	5,295,811.09	-	-	-	-	-
Non-Cash Availment Authority (NCAA)	-	-	-	-	-	-	-	-	-	-
Disbursements effected through outright deductions from claims	-	-	-	-	-	-	-	-	-	-
Overpayment of expenses	-	-	-	-	-	-	-	-	-	-
Restitution for loss of government property	-	-	-	-	-	-	-	-	-	-
Liquidated damages and similar claims	-	-	-	-	-	-	-	-	-	-
Others (TEF,BTr-Documentary Stamp Tax, etc.)	-	-	-	-	-	-	-	-	-	-
TOTAL NON-CASH DISBURSEMENTS	3,472,780.32	1,823,030.77	-	-	5,295,811.09	-	-	-	-	-
GRAND TOTAL	33,159,327.33	47,881,338.35	-	743,600.00	81,784,265.68	-	41,586,911.49	-	-	41,586,911.49

SUMMARY

Particulars (1)	Previous Report (2)	Current Month (3)	As of Date (4)
Total Disbursement Authorities Received	385,702,242.13	535,678,811.09	921,381,053.22
NCA	336,589,000.00	530,383,000.00	866,972,000.00
NTA	-	-	-
Working Fund	-	-	-
TRA	49,113,242.13	5,295,811.09	54,409,053.22
CDC	-	-	-
NCAA	-	-	-
Less: Notice of Transfer Allocation (NTA) issued*	42,464,246.05	450,821,194.74	493,285,440.79
Total Disbursements Authorities Available	343,237,996.08	84,857,616.35	428,095,612.43
Less:	-	-	-
Lapsed NCA Disbursements	123,643,772.31	123,371,177.17	247,014,949.48
Less: Other Non-Cash Disbursements	-	-	-
Disbursements effected through outright deductions from claims	-	-	-
Others (TEF,BTr-Documentary Stamp Tax, etc.)	-	-	-
Add/Less: Adjustments (e.g. cancelled/staled checks)	-	-	-
Balance of Disbursements Authorities to date	219,594,223.77	(38,513,560.82)	181,080,662.95
Total Disbursements Program	343,237,996.08	84,857,616.35	428,095,612.43
Less: Actual Disbursements	123,643,772.31	123,371,177.17	247,014,949.48
(Over)/Under spending	219,594,223.77	(38,513,560.82)	181,080,662.95

DBM COPY

Department : National Economic and Development Authority (NEDA)
 Agency : Philippine Statistics Authority
 Operating Unit : Central Office
 Organization Code (UACS) : 24 008 0100000
 Fund Cluster : 01 - Regular Agency Fund

Particulars (1)	PRIOR YEAR'S BUDGET					TOTAL 17=(11+16)	SUB-TOTAL 18=(6+17)	TRUST LIABILITIES				GRAND TOTAL					Remarks (28)
	CURRENT YEARS ACCOUNTS PAYABLE							PS	MOOE	CO	TOTAL (19+20+21)	PS (23)	MOOE (24)	FinEx (25)	CO (26)	TOTAL 27=(23+24+25+26)	
	PS (12)	MOOE (13)	FinEx (14)	CO (15)	Sub-Total =(12+13+14+)												
CASH DISBURSEMENTS	-	-	-	-	-	41,586,911.49	118,075,366.08	-	-	-	-	29,686,547.01	87,645,219.07	-	743,600.00	118,075,366.08	
Notice of Cash Allocations	-	-	-	-	-	41,586,911.49	118,075,366.08	-	-	-	-	29,686,547.01	87,645,219.07	-	743,600.00	118,075,366.08	
MDS Checks Issued	-	-	-	-	-	27,382,062.50	46,997,766.69	-	-	-	-	2,800,718.08	43,453,448.61	-	743,600.00	46,997,766.69	
Advice to Debit Account	-	-	-	-	-	14,204,848.99	71,077,599.39	-	-	-	-	26,885,828.93	44,191,770.46	-	-	71,077,599.39	
Notice of Transfer Allocations (NTA)	-	-	-	-	-	-	-	-	-	-	-	-	-	-	-	-	
MDS Checks Issued	-	-	-	-	-	-	-	-	-	-	-	-	-	-	-	-	
Advice to Debit Account	-	-	-	-	-	-	-	-	-	-	-	-	-	-	-	-	
Working Fund for FAPS	-	-	-	-	-	-	-	-	-	-	-	-	-	-	-	-	
Cash Disbursement Ceiling (CDC)	-	-	-	-	-	-	-	-	-	-	-	-	-	-	-	-	
TOTAL CASH DISBURSEMENTS	-	-	-	-	-	41,586,911.49	118,075,366.08	-	-	-	-	29,686,547.01	87,645,219.07	-	743,600.00	118,075,366.08	
NON-CASH DISBURSEMENTS	-	-	-	-	-	-	5,295,811.09	-	-	-	-	3,472,780.32	1,823,030.77	-	-	5,295,811.09	
Tax Remittance Advices Issued (TRA)	-	-	-	-	-	-	5,295,811.09	-	-	-	-	3,472,780.32	1,823,030.77	-	-	5,295,811.09	
Non-Cash Availment Authority (NCAA)	-	-	-	-	-	-	-	-	-	-	-	-	-	-	-	-	
Disbursements effected through outright deductions from claims	-	-	-	-	-	-	-	-	-	-	-	-	-	-	-	-	
Overpayment of expenses	-	-	-	-	-	-	-	-	-	-	-	-	-	-	-	-	
Restitution for loss of government property	-	-	-	-	-	-	-	-	-	-	-	-	-	-	-	-	
Liquidated damages and similar claims	-	-	-	-	-	-	-	-	-	-	-	-	-	-	-	-	
Others (TEF,BTr-Documentary Stamp Tax, etc.)	-	-	-	-	-	-	-	-	-	-	-	-	-	-	-	-	
TOTAL NON-CASH DISBURSEMENTS	-	-	-	-	-	-	5,295,811.09	-	-	-	-	3,472,780.32	1,823,030.77	-	-	5,295,811.09	
GRAND TOTAL	-	-	-	-	-	41,586,911.49	123,371,177.17	-	-	-	-	33,159,327.33	89,468,249.84	-	743,600.00	123,371,177.17	


Certified Correct:


MARIA CELESTE D.L. BALANZA
 Accounting Division
 Officer-in-Charge


Recommending Approval:


SOCRATES L. RAMORES
 Assistant National Statistician
 Finance and Administrative Services

Approved by:


CLAIRE DENNIS S. MAPA, Ph.D.
 Undersecretary
 National Statistician and Civil Registrar General

MONTHLY REPORT OF DISBURSEMENTS
For the month of February 2022



Department : National Economic and Development Authority (NEDA)
 Agency : Philippine Statistics Authority
 Operating Unit : Central Office
 Organization Code (UACS) : 24 008 0100000
 Fund Cluster : 07 - Trust Fund


Particulars (1)	CURRENT YEAR'S BUDGET					PRIOR YEAR'S BUDGET				
	PS	MOOE	FinEx	CO	TOTAL	PRIOR YEAR'S ACCOUNTS PAYABLE				
	(2)	(3)	(4)	(5)	6=(2+3+4+5)	PS	MOOE	FinEx	CO	Sub-Total
						(7)	(8)	(9)	(10)	11=(7+8+9+10)
CASH DISBURSEMENTS	-	676,941.50	-	-	676,941.50	-	-	-	-	-
Notice of Cash Allocations	-	676,941.50	-	-	676,941.50	-	-	-	-	-
MDS Checks Issued										
Advice to Debit Account		676,941.50			676,941.50					
Notice of Transfer Allocations (NTA)	-	-	-	-	-	-	-	-	-	-
MDS Checks Issued										
Advice to Debit Account										
Working Fund for FAPS										
Cash Disbursement Ceiling (CDC)										
TOTAL CASH DISBURSEMENTS	-	676,941.50	-	-	676,941.50	-	-	-	-	-
NON-CASH DISBURSEMENTS	-	-	-	-	-	-	-	-	-	-
Tax Remittance Advices Issued (TRA)										
Non-Cash Availment Authority (NCAA)										
Disbursements effected through outright deductions from claims	-	-	-	-	-	-	-	-	-	-
Overpayment of expenses										
Restitution for loss of government property										
Liquidated damages and similar claims										
Others (TEF,BTr-Documentary Stamp Tax, etc.)										
TOTAL NON-CASH DISBURSEMENTS	-	-	-	-	-	-	-	-	-	-
GRAND TOTAL	-	676,941.50	-	-	676,941.50	-	-	-	-	-


SUMMARY


Particulars (1)	Previous Report (2)	Current Month (3)	As of Date (4)
Total Disbursement Authorities Received	-	35,000,000.00	35,000,000.00
NCA		35,000,000.00	35,000,000.00
NTA	-	-	-
Working Fund	-	-	-
TRA	-	-	-
CDC	-	-	-
NCAA	-	-	-
Less: Notice of Transfer Allocation (NTA) issued*			
Total Disbursements Authorities Available	-	35,000,000.00	35,000,000.00
Less:			
Lapsed NCA			-
Disbursements	-	676,941.50	676,941.50
Less: Other Non-Cash Disbursements			
Disbursements effected through outright deductions from claims			
Others (TEF,BTr-Documentary Stamp Tax, etc.)			
Add/Less: Adjustments (e.g. cancelled/etaled checks)			
Balance of Disbursements Authorities to date	-	34,323,058.50	34,323,058.50
Total Disbursements Program	-	35,000,000.00	35,000,000.00
Less: Actual Disbursements	-	676,941.50	676,941.50
(Over)/Under spending	-	34,323,058.50	34,323,058.50

Department : National Economic and Development Authority (NEDA)
 Agency : Philippine Statistics Authority
 Operating Unit : Central Office
 Organization Code (UACS) : 24 008 0100000
 Fund Cluster : 07 - Trust Fund

Particulars	PRIOR YEAR'S BUDGET						SUB-TOTAL	TRUST LIABILITIES				GRAND TOTAL					Remarks									
	CURRENT YEARS ACCOUNTS PAYABLE					TOTAL		PS	MOOE	CO	TOTAL	PS	MOOE	FinEx	CO	TOTAL										
	PS	MOOE	FinEx	CO	Sub-Total													(12)	(13)	(14)	(15)	=(12+13+14+15)	(16)	(17)	(18)	(19)
(1)	(12)	(13)	(14)	(15)	=(12+13+14+15)	17=(11+16)	18=(6+17)	(19)	(20)	(21)	=(19+20+21)	(23)	(24)	(25)	(26)	27=(23+24+25+26)	(28)									
CASH DISBURSEMENTS	-	-	-	-	-	-	676,941.50	-	-	-	-	-	676,941.50	-	-	-	676,941.50	-	-	-	-	-	-	-	676,941.50	
Notice of Cash Allocations	-	-	-	-	-	-	676,941.50	-	-	-	-	-	676,941.50	-	-	-	676,941.50	-	-	-	-	-	-	-	676,941.50	
MDS Checks Issued	-	-	-	-	-	-	-	-	-	-	-	-	-	-	-	-	-	-	-	-	-	-	-	-	-	
Advice to Debit Account	-	-	-	-	-	-	676,941.50	-	-	-	-	-	676,941.50	-	-	-	676,941.50	-	-	-	-	-	-	-	676,941.50	
Notice of Transfer Allocations (NTA)	-	-	-	-	-	-	-	-	-	-	-	-	-	-	-	-	-	-	-	-	-	-	-	-	-	
MDS Checks Issued	-	-	-	-	-	-	-	-	-	-	-	-	-	-	-	-	-	-	-	-	-	-	-	-	-	
Advice to Debit Account	-	-	-	-	-	-	-	-	-	-	-	-	-	-	-	-	-	-	-	-	-	-	-	-	-	
Working Fund for FAPS	-	-	-	-	-	-	-	-	-	-	-	-	-	-	-	-	-	-	-	-	-	-	-	-	-	
Cash Disbursement Ceiling (CDC)	-	-	-	-	-	-	-	-	-	-	-	-	-	-	-	-	-	-	-	-	-	-	-	-	-	
TOTAL CASH DISBURSEMENTS	-	-	-	-	-	-	676,941.50	-	-	-	-	-	676,941.50	-	-	-	676,941.50	-	-	-	-	-	-	-	676,941.50	
NON-CASH DISBURSEMENTS	-	-	-	-	-	-	-	-	-	-	-	-	-	-	-	-	-	-	-	-	-	-	-	-	-	
Tax Remittance Advices Issued (TRA)	-	-	-	-	-	-	-	-	-	-	-	-	-	-	-	-	-	-	-	-	-	-	-	-	-	
Non-Cash Availment Authority (NCAA)	-	-	-	-	-	-	-	-	-	-	-	-	-	-	-	-	-	-	-	-	-	-	-	-	-	
Disbursements effected through outright deductions from claims	-	-	-	-	-	-	-	-	-	-	-	-	-	-	-	-	-	-	-	-	-	-	-	-	-	
Overpayment of expenses	-	-	-	-	-	-	-	-	-	-	-	-	-	-	-	-	-	-	-	-	-	-	-	-	-	
Restitution for loss of government property	-	-	-	-	-	-	-	-	-	-	-	-	-	-	-	-	-	-	-	-	-	-	-	-	-	
Liquidated damages and similar claims	-	-	-	-	-	-	-	-	-	-	-	-	-	-	-	-	-	-	-	-	-	-	-	-	-	
Others (TEF,BTR-Documentary Stamp Tax, etc.)	-	-	-	-	-	-	-	-	-	-	-	-	-	-	-	-	-	-	-	-	-	-	-	-	-	
TOTAL NON-CASH DISBURSEMENTS	-	-	-	-	-	-	-	-	-	-	-	-	-	-	-	-	-	-	-	-	-	-	-	-	-	
GRAND TOTAL	-	-	-	-	-	-	676,941.50	-	-	-	-	-	676,941.50	-	-	-	676,941.50	-	-	-	-	-	-	-	676,941.50	

Certified Correct:

 MARIA CELESTE D.L. BALANZA
 Accounting Division
 Officer-in-Charge


Recommending Approval:

 SOCRATES L. RAMORES
 Assistant National Statistician
 Finance and Administrative Services

Approved by:

 CLAIRE DENNIS S. MAPA, Ph.D.
 Undersecretary
 National Statistician and Civil Registrar General

MONTHLY REPORT OF DISBURSEMENTS
For the month of February 2022

FAR no. 4

Department : National Economic and Development Authority (NEDA)
Agency : Philippine Statistics Authority
Operating Unit : Consolidated Regional Statistical Services Office
Organization Code (UACS) : 24 008 0100000
Fund Cluster : 01 - Regular Agency Fund



Particulars (1)	CURRENT YEAR'S BUDGET					PRIOR YEAR'S BUDGET				
	PS	MOOE	FinEx	CO	TOTAL	PRIOR YEAR'S ACCOUNTS PAYABLE				
	(2)	(3)	(4)	(5)	6=(2+3+4+5)	PS	MOOE	FinEx	CO	Sub-Total
	(7)	(8)	(9)	(10)		11=(7+8+9+10)				
CASH DISBURSEMENTS	77,276,795.02	443,310,941.49	200.00	-	520,587,936.51	-	2,468,549.83	-	-	2,468,549.83
Notice of Cash Allocations	74,988,730.52	429,998,871.57	200.00	-	504,985,802.09	-	2,468,549.83	-	-	2,468,549.83
MDS Checks Issued	10,081,464.80	34,020,423.14	200.00	-	44,102,087.94	-	2,408,615.35	-	-	2,408,615.35
Advice to Debit Account	64,907,265.72	395,976,448.43	-	-	460,883,714.15	-	59,934.48	-	-	59,934.48
Notice of Transfer Allocations (NTA)	2,288,064.50	13,314,069.92	-	-	15,602,134.42	-	-	-	-	-
MDS Checks Issued	673,770.01	5,432,238.48	-	-	6,106,008.49	-	-	-	-	-
Advice to Debit Account	1,614,294.49	7,881,831.44	-	-	9,496,125.93	-	-	-	-	-
Working Fund for FAPS	-	-	-	-	-	-	-	-	-	-
Cash Disbursement Ceiling (CDC)	-	-	-	-	-	-	-	-	-	-
TOTAL CASH DISBURSEMENTS	77,276,795.02	443,310,941.49	200.00	-	520,587,936.51	-	2,468,549.83	-	-	2,468,549.83
NON-CASH DISBURSEMENTS	5,150,859.79	2,343,961.42	-	-	7,494,821.21	-	82,415.89	-	-	82,415.89
Tax Remittance Advices Issued (TRA)	5,150,859.79	2,343,961.42	-	-	7,494,821.21	-	82,415.89	-	-	82,415.89
Non-Cash Availment Authority (NCAA)	-	-	-	-	-	-	-	-	-	-
Disbursements effected through outright deductions from claims	-	-	-	-	-	-	-	-	-	-
Overpayment of expenses	-	-	-	-	-	-	-	-	-	-
Restitution for loss of government property	-	-	-	-	-	-	-	-	-	-
Liquidated damages and similar claims	-	-	-	-	-	-	-	-	-	-
Others (TEF,BTr-Documentary Stamp Tax, etc.)	-	-	-	-	-	-	-	-	-	-
TOTAL NON-CASH DISBURSEMENTS	5,150,859.79	2,343,961.42	-	-	7,494,821.21	-	82,415.89	-	-	82,415.89
GRAND TOTAL	82,427,654.81	445,654,902.91	200.00	-	528,082,757.72	-	2,550,965.72	-	-	2,550,965.72

SUMMARY

Particulars (1)	Previous Report (2)	Current Month (3)	As of Date (4)
Total Disbursement Authorities Received	221,035,806.07	607,684,772.04	828,720,577.11
NCA	145,947,000.00	125,968,000.00	271,915,000.00
NTA	46,395,940.22	474,105,042.56	520,500,982.78
Working Fund	-	-	-
TRA	28,692,864.85	7,611,729.48	36,304,594.33
CDC	-	-	-
NCAA	-	-	-
Less: Notice of Transfer Allocation (NTA) issued*	3,931,694.17	23,283,847.82	27,215,541.99
Total Disbursements Authorities Available	217,104,110.90	584,400,924.22	801,505,035.12
Less:	-	-	-
Lapsed NCA	-	-	-
Disbursements	163,124,880.90	533,140,329.63	696,265,210.53
Less: Other Non-Cash Disbursements	-	-	-
Disbursements effected through outright deductions from claims	-	-	-
Overpayment of expenses	-	-	-
Restitution for loss of government property	-	-	-
Liquidated damages and similar claims	-	-	-
Others (TEF,BTr-Documentary Stamp Tax, etc.)	-	-	-
Add/Less: Adjustments (e.g. cancelled/staled checks)	-	-	-
Balance of Disbursements Authorities to date	53,979,230.00	51,260,594.59	105,239,824.59
Total Disbursements Program	217,104,110.90	584,400,924.22	801,505,035.12
Less: Actual Disbursements	163,124,880.90	533,140,329.63	696,265,210.53
(Over)/Under spending	53,979,230.00	51,260,594.59	105,239,824.59

Department : National Economic and Development Authority (NEDA)
 Agency : Philippine Statistics Authority
 Operating Unit : Consolidated Regional Statistical Services Office
 Organization Code (UACB) : 24 008 0100000
 Fund Cluster : 01 - Regular Agency Fund

Particulars (1)	PRIOR YEAR'S BUDGET						SUB-TOTAL 18=(6+17)	TRUST LIABILITIES				GRAND TOTAL					Remarks (28)
	CURRENT YEARS ACCOUNTS PAYABLE					TOTAL 17=(11+16)		PS (19)	MOOE (20)	CO (21)	TOTAL 2=(19+20+21)	PS (23)	MOOE (24)	FinEx (25)	CO (26)	TOTAL 27=(23+24+25+26)	
	PS (12)	MOOE (13)	FinEx (14)	CO (15)	Sub-Total 3=(12+13+14+15)												
CASH DISBURSEMENTS	-	2,472,113.76	-	-	2,472,113.76	4,940,683.59	525,528,600.10	-	-	-	-	77,276,795.02	448,251,605.08	200.00	-	525,528,600.10	
Notice of Cash Allocations	-	1,520,195.34	-	-	1,520,195.34	3,988,745.17	508,974,547.26	-	-	-	-	74,988,730.52	433,985,816.74	200.00	-	508,974,547.26	
MDS Checks Issued	-	128,485.16	-	-	128,485.16	2,537,100.51	46,639,188.45	-	-	-	-	10,081,464.80	36,557,523.65	200.00	-	46,639,188.45	
Advice to Debit Account	-	1,391,710.18	-	-	1,391,710.18	1,451,644.66	462,335,358.81	-	-	-	-	64,907,265.72	397,428,093.09	-	-	462,335,358.81	
Notice of Transfer Allocations (NTA)	-	951,918.42	-	-	951,918.42	951,918.42	16,554,052.84	-	-	-	-	2,288,064.50	14,265,988.34	-	-	16,554,052.84	
MDS Checks Issued	-	309,672.06	-	-	309,672.06	309,672.06	6,415,680.55	-	-	-	-	673,770.01	5,741,910.54	-	-	6,415,680.55	
Advice to Debit Account	-	642,246.36	-	-	642,246.36	642,246.36	10,138,372.29	-	-	-	-	1,614,294.49	8,524,077.80	-	-	10,138,372.29	
Working Fund for FAPS	-	-	-	-	-	-	-	-	-	-	-	-	-	-	-	-	
Cash Disbursement Ceiling (CDC)	-	-	-	-	-	-	-	-	-	-	-	-	-	-	-	-	
TOTAL CASH DISBURSEMENTS	-	2,472,113.76	-	-	2,472,113.76	4,940,683.59	525,528,600.10	-	-	-	-	77,276,795.02	448,251,605.08	200.00	-	525,528,600.10	
NON-CASH DISBURSEMENTS	-	34,492.38	-	-	34,492.38	116,908.27	7,611,729.48	-	-	-	-	5,150,859.79	2,460,869.69	-	-	7,611,729.48	
Tax Remittance Advices Issued (TRA)	-	34,492.38	-	-	34,492.38	116,908.27	7,611,729.48	-	-	-	-	5,150,859.79	2,460,869.69	-	-	7,611,729.48	
Non-Cash Availment Authority (NCAA)	-	-	-	-	-	-	-	-	-	-	-	-	-	-	-	-	
Disbursements effected through outright deductions from claims	-	-	-	-	-	-	-	-	-	-	-	-	-	-	-	-	
Overpayment of expenses	-	-	-	-	-	-	-	-	-	-	-	-	-	-	-	-	
Restitution for loss of government property	-	-	-	-	-	-	-	-	-	-	-	-	-	-	-	-	
Liquidated damages and similar claims	-	-	-	-	-	-	-	-	-	-	-	-	-	-	-	-	
Others (TEF, BTR-Documentary Stamp Tax, etc.)	-	-	-	-	-	-	-	-	-	-	-	-	-	-	-	-	
TOTAL NON-CASH DISBURSEMENTS	-	34,492.38	-	-	34,492.38	116,908.27	7,611,729.48	-	-	-	-	5,150,859.79	2,460,869.69	-	-	7,611,729.48	
GRAND TOTAL	-	2,506,606.14	-	-	2,506,606.14	5,057,571.86	533,140,329.58	-	-	-	-	82,427,654.81	450,712,474.77	200.00	-	533,140,329.58	


Certified Correct:


 MARIA CELESTE D.L. BALANZA
 Accounting Division
 Officer-in-Charge

Recommending Approval:


 SOCRATES L. RAMORES
 Assistant National Statistician
 Finance and Administrative Services


Approved by:


 CLAIRE DENNIS S. MAPA, Ph.D.
 Undersecretary
 National Statistician and Civil Registrar General

MONTHLY REPORT OF DISBURSEMENTS
For the month of February 2022

FAR no. 4

Department : National Economic and Development Authority (NEDA)
Agency : Philippine Statistics Authority
Operating Unit : All
Organization Code (UACS) : 24 008 0100000
Fund Cluster : 01 - Regular Agency Fund



Particulars (1)	CURRENT YEAR'S BUDGET					PRIOR YEAR'S BUDGET				
	PS (2)	MOOE (3)	FinEx (4)	CO (5)	TOTAL 6=(2+3+4+5)	PRIOR YEAR'S ACCOUNTS PAYABLE				
						PS (7)	MOOE (8)	FinEx (9)	CO (10)	Sub-Total 11=(7+8+9+10)
CASH DISBURSEMENTS	106,963,342.03	489,369,249.07	200.00	743,600.00	597,076,391.10	-	44,055,461.32	-	-	44,055,461.32
Notice of Cash Allocations	104,675,277.53	476,055,179.15	200.00	743,600.00	581,474,256.68	-	44,055,461.32	-	-	44,055,461.32
MDS Checks Issued	12,882,182.88	50,091,809.25	200.00	743,600.00	63,717,792.13	-	29,790,677.85	-	-	29,790,677.85
Advice to Debit Account	91,793,094.65	425,963,369.90	-	-	517,756,464.55	-	14,264,783.47	-	-	14,264,783.47
Notice of Transfer Allocations (NTA)	2,288,064.50	13,314,069.92	-	-	15,602,134.42	-	-	-	-	-
MDS Checks Issued	673,770.01	5,432,238.48	-	-	6,106,008.49	-	-	-	-	-
Advice to Debit Account	1,614,294.49	7,881,831.44	-	-	9,496,125.93	-	-	-	-	-
Working Fund for FAPS	-	-	-	-	-	-	-	-	-	-
Cash Disbursement Ceiling (CDC)	-	-	-	-	-	-	-	-	-	-
TOTAL CASH DISBURSEMENTS	106,963,342.03	489,369,249.07	200.00	743,600.00	597,076,391.10	-	44,055,461.32	-	-	44,055,461.32
NON-CASH DISBURSEMENTS	8,623,640.11	4,166,992.19	-	-	12,790,632.30	-	82,415.89	-	-	82,415.89
Tax Remittance Advices Issued (TRA)	8,623,640.11	4,166,992.19	-	-	12,790,632.30	-	82,415.89	-	-	82,415.89
Non-Cash Availment Authority (NCAA)	-	-	-	-	-	-	-	-	-	-
Disbursements effected through outright deductions from claims	-	-	-	-	-	-	-	-	-	-
Overpayment of expenses	-	-	-	-	-	-	-	-	-	-
Restitution for loss of government property	-	-	-	-	-	-	-	-	-	-
Liquidated damages and similar claims	-	-	-	-	-	-	-	-	-	-
Others (TEF, BTr-Documentary Stamp Tax, etc.)	-	-	-	-	-	-	-	-	-	-
TOTAL NON-CASH DISBURSEMENTS	8,623,640.11	4,166,992.19	-	-	12,790,632.30	-	82,415.89	-	-	82,415.89
GRAND TOTAL	115,586,982.14	493,536,241.26	200.00	743,600.00	609,867,023.40	-	44,137,877.21	-	-	44,137,877.21


SUMMARY

Particulars (1)	Previous Report (2)	Current Month (3)	As of Date (4)
Total Disbursement Authorities Received	606,738,047.20	1,143,363,583.13	1,750,101,630.33
NCA	482,536,000.00	656,351,000.00	1,138,887,000.00
NTA	46,395,940.22	474,105,042.56	520,500,982.78
Working Fund	-	-	-
TRA	77,806,106.98	12,907,540.57	90,713,647.55
CDC	-	-	-
NCAA	-	-	-
Less: Notice of Transfer Allocation (NTA) issued*	46,395,940.22	474,105,042.56	520,500,982.78
Total Disbursements Authorities Available	560,342,106.98	669,258,540.57	1,229,600,647.55
Less:	-	-	-
Lapsed NCA	-	-	-
Disbursements	286,768,653.21	656,511,506.80	943,280,160.01
Less: Other Non-Cash Disbursements	-	-	-
Disbursements effected through outright deductions from claims	-	-	-
Overpayment of expenses	-	-	-
Restitution for loss of government property	-	-	-
Liquidated damages and similar claims	-	-	-
Others (TEF, BTr-Documentary Stamp Tax, etc.)	-	-	-
Add/Less: Adjustments (e.g. cancelled/staled checks)	-	-	-
Balance of Disbursements Authorities to date	273,573,453.77	12,747,033.77	286,320,487.54
Total Disbursements Program	560,342,106.98	669,258,540.57	1,229,600,647.55
Less: Actual Disbursements	286,768,653.21	656,511,506.80	943,280,160.01
(Over)/Under spending	273,573,453.77	12,747,033.77	286,320,487.54

Department : National Economic and Development Authority (NEDA)
 Agency : Philippine Statistics Authority
 Operating Unit : All
 Organization Code (UACS) : 24 006 0100000
 Fund Cluster : 01 - Regular Agency Fund

Particulars (1)	PRIOR YEAR'S BUDGET					TOTAL 17=(11+16)	SUB-TOTAL 18=(6+17)	TRUST LIABILITIES				GRAND TOTAL					Remarks (28)
	CURRENT YEARS ACCOUNTS PAYABLE							PS (19)	MOOE (20)	CO (21)	TOTAL 2=(19+20+21)	PS (23)	MOOE (24)	FinEx (25)	CO (26)	TOTAL 27=(23+24+25+26)	
	PS (12)	MOOE (13)	FinEx (14)	CO (15)	Sub-Total 6=(12+13+14+15)												
CASH DISBURSEMENTS	-	2,472,113.76	-	-	2,472,113.76	46,527,575.08	643,603,966.18	-	-	-	-	106,963,342.03	535,896,824.15	200.00	743,600.00	643,603,966.18	
Notice of Cash Allocations	-	1,520,195.34	-	-	1,520,195.34	45,575,656.68	627,049,913.34	-	-	-	-	104,675,277.53	521,630,835.81	200.00	743,600.00	627,049,913.34	
MDS Checks Issued	-	128,485.16	-	-	128,485.16	29,919,163.01	93,636,955.14	-	-	-	-	12,882,182.88	80,010,972.26	200.00	743,600.00	93,636,955.14	
Advice to Debit Account	-	1,391,710.18	-	-	1,391,710.18	15,656,493.65	533,412,958.20	-	-	-	-	91,793,094.65	441,619,863.55	-	-	533,412,958.20	
Notice of Transfer Allocations (NTA)	-	951,918.42	-	-	951,918.42	951,918.42	16,554,052.84	-	-	-	-	2,288,064.50	14,265,988.34	-	-	16,554,052.84	
MDS Checks Issued	-	309,672.06	-	-	309,672.06	309,672.06	6,415,680.55	-	-	-	-	673,770.01	5,741,910.54	-	-	6,415,680.55	
Advice to Debit Account	-	642,246.36	-	-	642,246.36	642,246.36	10,138,372.29	-	-	-	-	1,614,294.49	8,524,077.80	-	-	10,138,372.29	
Working Fund for FAPS	-	-	-	-	-	-	-	-	-	-	-	-	-	-	-	-	
Cash Disbursement Ceiling (CDC)	-	-	-	-	-	-	-	-	-	-	-	-	-	-	-	-	
TOTAL CASH DISBURSEMENTS	-	2,472,113.76	-	-	2,472,113.76	46,527,575.08	643,603,966.18	-	-	-	-	106,963,342.03	535,896,824.15	200.00	743,600.00	643,603,966.18	
NON-CASH DISBURSEMENTS	-	34,492.38	-	-	34,492.38	116,908.27	12,907,540.57	-	-	-	-	8,623,640.11	4,283,900.46	-	-	12,907,540.57	
Tax Remittance Advices Issued (TRA)	-	34,492.38	-	-	34,492.38	116,908.27	12,907,540.57	-	-	-	-	8,623,640.11	4,283,900.46	-	-	12,907,540.57	
Non-Cash Availment Authority (NCAA)	-	-	-	-	-	-	-	-	-	-	-	-	-	-	-	-	
Disbursements effected through outright deductions from claims	-	-	-	-	-	-	-	-	-	-	-	-	-	-	-	-	
Overpayment of expenses	-	-	-	-	-	-	-	-	-	-	-	-	-	-	-	-	
Restitution for loss of government property	-	-	-	-	-	-	-	-	-	-	-	-	-	-	-	-	
Liquidated damages and similar claims	-	-	-	-	-	-	-	-	-	-	-	-	-	-	-	-	
Others (TEF,BTr-Documentary Stamp Tax, etc.)	-	-	-	-	-	-	-	-	-	-	-	-	-	-	-	-	
TOTAL NON-CASH DISBURSEMENTS	-	34,492.38	-	-	34,492.38	116,908.27	12,907,540.57	-	-	-	-	8,623,640.11	4,283,900.46	-	-	12,907,540.57	
GRAND TOTAL	-	2,506,606.14	-	-	2,506,606.14	46,644,483.35	656,511,506.75	-	-	-	-	115,586,982.14	540,180,724.61	200.00	743,600.00	656,511,506.75	


Certified Correct:


 MARIA CELESTE D.L. BALANZA
 Accounting Division
 Officer-in-Charge

Recommending Approval:


 SOCRATES L. RAMORES
 Assistant National Statistician
 Finance and Administrative Services

Approved by:


 CLAIRE DENNIS S. MAPA, Ph.D.
 Undersecretary
 National Statistician and Civil Registrar General