

**MONTHLY REPORT OF DISBURSEMENTS**  
For the month of July 2020

Department : National Economic and Development Authority (NEDA)  
 Agency : Philippine Statistics Authority  
 Operating Unit : Central Office  
 Organization Code (UACS) : 24 008 0100000  
 Fund Cluster : 01 - Regular Agency Fund

Particulars (1)	CURRENT YEAR'S BUDGET					PRIOR YEAR'S BUDGET				
	PS	MOOE	FinEx	CO	TOTAL	PRIOR YEAR'S ACCOUNTS PAYABLE				
	(2)	(3)	(4)	(5)	6=(2+3+4+5)	PS	MOOE	FinEx	CO	Sub-Total
						(7)	(8)	(9)	(10)	11=(7+8+9+10)
<b>CASH DISBURSEMENTS</b>	23,674,638.54	193,372,355.93	-	25,246,208.00	242,293,202.47	-	2,526,643.80	-	-	2,526,643.80
Notice of Cash Allocations	23,674,638.54	193,372,355.93	-	25,246,208.00	242,293,202.47	-	2,526,643.80	-	-	2,526,643.80
MDS Checks Issued	5,087,772.82	22,903,693.05	-	-	27,991,465.87	-	-	-	-	-
Advice to Debit Account	18,586,865.72	170,468,662.88	-	25,246,208.00	214,301,736.60	-	2,526,643.80	-	-	2,526,643.80
Notice of Transfer Allocations (NTA)	-	-	-	-	-	-	-	-	-	-
MDS Checks Issued	-	-	-	-	-	-	-	-	-	-
Advice to Debit Account	-	-	-	-	-	-	-	-	-	-
Working Fund for FAPS	-	-	-	-	-	-	-	-	-	-
Cash Disbursement Ceiling (CDC)	-	-	-	-	-	-	-	-	-	-
<b>TOTAL CASH DISBURSEMENTS</b>	23,674,638.54	193,372,355.93	-	25,246,208.00	242,293,202.47	-	2,526,643.80	-	-	2,526,643.80
<b>NON-CASH DISBURSEMENTS</b>	2,357,146.02	7,941,035.41	-	-	10,298,181.43	-	-	-	-	-
Tax Remittance Advices Issued (TRA)	2,357,146.02	7,941,035.41	-	-	10,298,181.43	-	-	-	-	-
Non-Cash Availment Authority (NCAA)	-	-	-	-	-	-	-	-	-	-
Disbursements effected through outright deductions from claims	-	-	-	-	-	-	-	-	-	-
Overpayment of expenses	-	-	-	-	-	-	-	-	-	-
Restitution for loss of government property	-	-	-	-	-	-	-	-	-	-
Liquidated damages and similar claims	-	-	-	-	-	-	-	-	-	-
Others (TEF,BTr-Documentary Stamp Tax, etc.)	-	-	-	-	-	-	-	-	-	-
<b>TOTAL NON-CASH DISBURSEMENTS</b>	2,357,146.02	7,941,035.41	-	-	10,298,181.43	-	-	-	-	-
<b>GRAND TOTAL</b>	26,031,784.56	201,313,391.34	-	25,246,208.00	252,591,383.90	-	2,526,643.80	-	-	2,526,643.80


**SUMMARY**

Particulars (1)	Previous Report (2)	Current Month (3)	As of Date (4)
Total Disbursement Authorities Received	3,268,455,970.02	2,190,189,181.43	5,458,645,151.45
NCA	3,221,593,544.00	2,179,891,000.00	5,401,484,544.00
NTA	-	-	-
Working Fund	-	-	-
TRA	46,862,426.02	10,298,181.43	57,160,607.45
CDC	-	-	-
NCAA	-	-	-
Less: Notice of Transfer Allocation (NTA) issued*	544,595,789.44	168,461,302.00	713,057,091.44
Total Disbursements Authorities Available	2,723,860,180.58	2,021,727,879.43	4,745,588,060.01
Less:	-	-	-
Lapsed NCA	2,090,212,381.05	-	2,090,212,381.05
Disbursements	633,647,799.53	255,118,027.70	888,765,827.23
Less: Other Non-Cash Disbursements	-	-	-
Disbursements effected through outright deductions from claims	-	-	-
Others (TEF,BTr-Documentary Stamp Tax, etc.)	-	-	-
Add/Less: Adjustments (e.g. cancelled/staled checks)	-	-	-
Balance of Disbursements Authorities to date	-	1,766,609,851.73	1,766,609,851.73
Total Disbursements Program	2,723,860,180.58	2,021,727,879.43	4,745,588,060.01
Less: Actual Disbursements	633,647,799.53	255,118,027.70	888,765,827.23
(Over)/Under spending	2,090,212,381.05	1,766,609,851.73	3,856,822,232.78


Department : National Economic and Development Authority (NEDA)  
 Agency : Philippine Statistics Authority  
 Operating Unit : Central Office  
 Organization Code (UACS) : 24 008 0100000  
 Fund Cluster : 01 - Regular Agency Fund

Particulars (1)	PRIOR YEAR'S BUDGET					TOTAL 17=(11+16)	SUB-TOTAL 18=(6+17)	TRUST LIABILITIES				GRAND TOTAL					Remarks (28)
	CURRENT YEARS ACCOUNTS PAYABLE							PS	MOOE	CO	TOTAL =(19+20+21)	PS (23)	MOOE (24)	FinEx (25)	CO (26)	TOTAL 27=(23+24+25+26)	
	PS (12)	MOOE (13)	FinEx (14)	CO (15)	Sub-Total =(12+13+14+15)												
CASH DISBURSEMENTS	-	-	-	-	-	2,526,643.80	244,819,846.27	-	-	-	-	23,674,638.54	195,898,999.73	-	25,246,208.00	244,819,846.27	
Notice of Cash Allocations	-	-	-	-	-	2,526,643.80	244,819,846.27	-	-	-	-	23,674,638.54	195,898,999.73	-	25,246,208.00	244,819,846.27	
MDS Checks Issued	-	-	-	-	-	-	27,991,465.87	-	-	-	-	5,087,772.82	22,903,693.05	-	-	27,991,465.87	
Advice to Debit Account	-	-	-	-	-	2,526,643.80	216,828,380.40	-	-	-	-	18,586,865.72	172,995,306.68	-	25,246,208.00	216,828,380.40	
Notice of Transfer Allocations (NTA)	-	-	-	-	-	-	-	-	-	-	-	-	-	-	-	-	
MDS Checks Issued	-	-	-	-	-	-	-	-	-	-	-	-	-	-	-	-	
Advice to Debit Account	-	-	-	-	-	-	-	-	-	-	-	-	-	-	-	-	
Working Fund for FAPS	-	-	-	-	-	-	-	-	-	-	-	-	-	-	-	-	
Cash Disbursement Ceiling (CDC)	-	-	-	-	-	-	-	-	-	-	-	-	-	-	-	-	
TOTAL CASH DISBURSEMENTS	-	-	-	-	-	2,526,643.80	244,819,846.27	-	-	-	-	23,674,638.54	195,898,999.73	-	25,246,208.00	244,819,846.27	
NON-CASH DISBURSEMENTS	-	-	-	-	-	-	10,298,181.43	-	-	-	-	2,357,146.02	7,941,035.41	-	-	10,298,181.43	
Tax Remittance Advices Issued (TRA)	-	-	-	-	-	-	10,298,181.43	-	-	-	-	2,357,146.02	7,941,035.41	-	-	10,298,181.43	
Non-Cash Availment Authority (NCAA)	-	-	-	-	-	-	-	-	-	-	-	-	-	-	-	-	
Disbursements effected through outright deductions from claims	-	-	-	-	-	-	-	-	-	-	-	-	-	-	-	-	
Overpayment of expenses	-	-	-	-	-	-	-	-	-	-	-	-	-	-	-	-	
Restitution for loss of government property	-	-	-	-	-	-	-	-	-	-	-	-	-	-	-	-	
Liquidated damages and similar claims	-	-	-	-	-	-	-	-	-	-	-	-	-	-	-	-	
Others (TEF, BTr-Documentary Stamp Tax, etc.)	-	-	-	-	-	-	-	-	-	-	-	-	-	-	-	-	
TOTAL NON-CASH DISBURSEMENTS	-	-	-	-	-	-	10,298,181.43	-	-	-	-	2,357,146.02	7,941,035.41	-	-	10,298,181.43	
GRAND TOTAL	-	-	-	-	-	2,526,643.80	255,118,027.70	-	-	-	-	26,031,784.56	203,840,035.14	-	25,246,208.00	255,118,027.70	

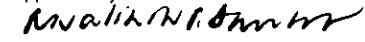
Certified Correct

  
**MARIA CELESTE D.L. BALANZA**  
 Accounting Division  
 Officer-in-Charge

Recommending Approval

  
**SOCRATES L. RAMORES**  
 Director II  
 OIC, Finance and Administrative Services

Approved by

  
**ROSALINDA P. BAUTISTA**  
 Assistant Secretary  
**CLAIRE DENNIS S. MAPA, Ph.D.**  
 Undersecretary  
 National Statistician and Civil Registrar General

**MONTHLY REPORT OF DISBURSEMENTS**  
For the month of July 2020

Department : National Economic and Development Authority (NEDA)  
 Agency : Philippine Statistics Authority  
 Operating Unit : Consolidated Regional Statistical Services Office  
 Organization Code (UACS) : 24 008 0100000  
 Fund Cluster : 01 - Regular Agency Fund

Particulars (1)	CURRENT YEAR'S BUDGET					PRIOR YEAR'S BUDGET				
	PS (2)	MOOE (3)	FinEx (4)	CO (5)	TOTAL 6=(2+3+4+5)	PRIOR YEAR'S ACCOUNTS PAYABLE				Sub-Total 11=(7+8+9+10)
						PS (7)	MOOE (8)	FinEx (9)	CO (10)	
<b>CASH DISBURSEMENTS</b>	35,967,457.24	76,560,121.95	800.00	347,982.04	112,876,361.23	-	78,240.00	-	-	78,240.00
Notice of Cash Allocations	34,212,147.56	72,717,223.29	800.00	347,982.04	107,278,152.89	-	-	-	-	-
MDS Checks Issued	6,813,819.04	10,611,740.76	800.00	347,982.04	17,774,341.84	-	-	-	-	-
Advice to Debit Account	27,398,328.52	62,105,482.53	-	-	89,503,811.05	-	-	-	-	-
Notice of Transfer Allocations (NTA)	1,755,309.68	3,842,898.66	-	-	5,598,208.34	-	78,240.00	-	-	78,240.00
MDS Checks Issued	1,087,942.29	3,328,499.99	-	-	4,416,442.28	-	78,240.00	-	-	78,240.00
Advice to Debit Account	667,367.39	514,398.67	-	-	1,181,766.06	-	-	-	-	-
Working Fund for FAPS	-	-	-	-	-	-	-	-	-	-
Cash Disbursement Ceiling (CDC)	-	-	-	-	-	-	-	-	-	-
<b>TOTAL CASH DISBURSEMENTS</b>	35,967,457.24	76,560,121.95	800.00	347,982.04	112,876,361.23	-	78,240.00	-	-	78,240.00
<b>NON-CASH DISBURSEMENTS</b>	4,247,123.33	6,216,802.29	-	10,079.20	10,474,004.82	-	57,792.30	-	-	57,792.30
Tax Remittance Advices Issued (TRA)	4,247,123.33	6,216,802.29	-	10,079.20	10,474,004.82	-	57,792.30	-	-	57,792.30
Non-Cash Availment Authority (NCAA)	-	-	-	-	-	-	-	-	-	-
Disbursements effected through outright deductions from claims	-	-	-	-	-	-	-	-	-	-
Overpayment of expenses	-	-	-	-	-	-	-	-	-	-
Restitution for loss of government property	-	-	-	-	-	-	-	-	-	-
Liquidated damages and similar claims	-	-	-	-	-	-	-	-	-	-
Others (TEF,BTr-Documentary Stamp Tax, etc.)	-	-	-	-	-	-	-	-	-	-
<b>TOTAL NON-CASH DISBURSEMENTS</b>	4,247,123.33	6,216,802.29	-	10,079.20	10,474,004.82	-	57,792.30	-	-	57,792.30
<b>GRAND TOTAL</b>	40,214,580.57	82,776,924.24	800.00	358,061.24	123,350,366.05	-	136,032.30	-	-	136,032.30

**SUMMARY**

Particulars (1)	Previous Report (2)	Current Month (3)	As of Date (4)
Total Disbursement Authorities Received	1,389,241,528.20	500,491,178.23	1,889,732,706.43
NCA	749,080,655.00	321,082,000.00	1,070,162,655.00
NTA	589,675,141.07	168,865,245.31	758,540,386.38
Working Fund	-	-	-
TRA	50,485,732.13	10,543,932.92	61,029,665.05
CDC	-	-	-
NCAA	-	-	-
Less: Notice of Transfer Allocation (NTA) issued*	45,079,351.63	403,943.31	45,483,294.94
Total Disbursements Authorities Available	1,344,162,176.57	500,087,234.92	1,844,249,411.49
Less:	-	-	-
Lapsed NCA	522,647.10	-	522,647.10
Disbursements	1,322,828,464.18	123,671,530.33	1,446,499,994.51
Less: Other Non-Cash Disbursements	-	-	-
Disbursements effected through outright deductions from claims	-	-	-
Overpayment of expenses	-	-	-
Restitution for loss of government property	-	-	-
Liquidated damages and similar claims	-	-	-
Others (TEF,BTr-Documentary Stamp Tax, etc.)	-	-	-
Add/Less: Adjustments (e.g. cancelled/staled checks)	344,719.12	36,006.30	380,725.42
Balance of Disbursements Authorities to date	21,155,784.41	376,451,710.89	397,607,495.30
Total Disbursements Program	1,344,506,895.69	500,123,241.22	1,844,630,136.91
Less: Actual Disbursements	1,322,828,464.18	123,671,530.33	1,446,499,994.51
(Over)/Under spending	21,678,431.51	376,451,710.89	398,130,142.40


Department : National Economic and Development Authority (NEDA)  
 Agency : Philippine Statistics Authority  
 Operating Unit : Consolidated Regional Statistical Services Office  
 Organization Code (UACS) : 24 008 0100000  
 Fund Cluster : 01 - Regular Agency Fund

Particulars (1)	PRIOR YEAR'S BUDGET						SUB-TOTAL 18=(6+17)	TRUST LIABILITIES				GRAND TOTAL					Remarks (28)
	CURRENT YEARS ACCOUNTS PAYABLE					TOTAL 17=(11+18)		PS (19)	MOOE (20)	CO (21)	TOTAL 19=(19+20+21)	PS (23)	MOOE (24)	FinEx (25)	CO (26)	TOTAL 27=(23+24+25+26)	
	PS (12)	MOOE (13)	FinEx (14)	CO (15)	Sub-Total 16=(12+13+14+15)												
CASH DISBURSEMENTS	-	172,996.18	-	-	172,996.18	251,236.18	113,127,597.41	-	-	-	-	35,967,457.24	76,811,358.13	800.00	347,982.04	113,127,597.41	
Notice of Cash Allocations	-	155,176.30	-	-	155,176.30	155,176.30	107,433,329.19	-	-	-	-	34,212,147.56	72,872,399.59	800.00	347,982.04	107,433,329.19	
MDS Checks Issued	-	155,176.30	-	-	155,176.30	155,176.30	17,929,518.14	-	-	-	-	6,813,819.04	10,766,917.06	800.00	347,982.04	17,929,518.14	
Advice to Debit Account	-	-	-	-	-	-	89,503,811.05	-	-	-	-	27,398,328.52	62,105,482.53	-	-	89,503,811.05	
Notice of Transfer Allocations (NTA)	-	17,819.88	-	-	17,819.88	96,059.88	5,694,268.22	-	-	-	-	1,755,309.68	3,938,958.54	-	-	5,694,268.22	
MDS Checks Issued	-	3,569.88	-	-	3,569.88	81,809.88	4,498,252.16	-	-	-	-	1,087,942.29	3,410,309.87	-	-	4,498,252.16	
Advice to Debit Account	-	14,250.00	-	-	14,250.00	14,250.00	1,196,016.06	-	-	-	-	687,367.39	528,648.67	-	-	1,196,016.06	
Working Fund for FAPS	-	-	-	-	-	-	-	-	-	-	-	-	-	-	-	-	
Cash Disbursement Ceiling (CDC)	-	-	-	-	-	-	-	-	-	-	-	-	-	-	-	-	
TOTAL CASH DISBURSEMENTS	-	172,996.18	-	-	172,996.18	251,236.18	113,127,597.41	-	-	-	-	35,967,457.24	76,811,358.13	800.00	347,982.04	113,127,597.41	
NON-CASH DISBURSEMENTS	-	12,135.80	-	-	12,135.80	69,928.10	10,543,932.92	-	-	-	-	4,247,123.33	6,286,730.39	-	10,079.20	10,543,932.92	
Tax Remittance Advices Issued (TRA)	-	12,135.80	-	-	12,135.80	69,928.10	10,543,932.92	-	-	-	-	4,247,123.33	6,286,730.39	-	10,079.20	10,543,932.92	
Non-Cash Availment Authority (NCAA)	-	-	-	-	-	-	-	-	-	-	-	-	-	-	-	-	
Disbursements effected through outright deductions from claims	-	-	-	-	-	-	-	-	-	-	-	-	-	-	-	-	
Overpayment of expenses	-	-	-	-	-	-	-	-	-	-	-	-	-	-	-	-	
Restitution for loss of government property	-	-	-	-	-	-	-	-	-	-	-	-	-	-	-	-	
Liquidated damages and similar claims	-	-	-	-	-	-	-	-	-	-	-	-	-	-	-	-	
Others (TEF, BTR-Documentary Stamp Tax, etc.)	-	-	-	-	-	-	-	-	-	-	-	-	-	-	-	-	
TOTAL NON-CASH DISBURSEMENTS	-	12,135.80	-	-	12,135.80	69,928.10	10,543,932.92	-	-	-	-	4,247,123.33	6,286,730.39	-	10,079.20	10,543,932.92	
GRAND TOTAL	-	185,131.98	-	-	185,131.98	321,164.28	123,671,530.33	-	-	-	-	40,214,580.57	83,098,088.52	800.00	358,061.24	123,671,530.33	


Certified Correct:

  
 MARIA CELESTE D.L. BALANZA  
 Accounting Division  
 Officer-in-Charge

Recommending Approval:

  
 SOCRATES L. RAMORES  
 Director II  
 OIC, Finance and Administrative Services

Approved by:

  
 ROSALINDA P. BAUTISTA  
 Assistant Secretary  
 CLAIRE DENNIS S. MAPA, Ph.D.  
 Undersecretary  
 National Statistician and Civil Registrar General

**MONTHLY REPORT OF DISBURSEMENTS**  
For the month of July 2020

Department : National Economic and Development Authority (NEDA)  
 Agency : Philippine Statistics Authority  
 Operating Unit : All  
 Organization Code (UACS) : 24 008 0100000  
 Fund Cluster : 01 - Regular Agency Fund

Particulars (1)	CURRENT YEAR'S BUDGET					PRIOR YEAR'S ACCOUNTS PAYABLE				
	PS	MOOE	FinEx	CO	TOTAL	PS	MOOE	FinEx	CO	Sub-Total
	(2)	(3)	(4)	(5)	6=(2+3+4+5)	(7)	(8)	(9)	(10)	11=(7+8+9+10)
<b>CASH DISBURSEMENTS</b>	59,642,095.78	269,932,477.88	800.00	25,594,190.04	355,169,563.70	-	2,604,883.80	-	-	2,604,883.80
Notice of Cash Allocations	57,886,786.10	266,089,579.22	800.00	25,594,190.04	349,571,355.36	-	2,526,643.80	-	-	2,526,643.80
MDS Checks Issued	11,901,591.86	33,515,433.81	800.00	347,982.04	45,765,807.71	-	-	-	-	-
Advice to Debit Account	45,985,194.24	232,574,145.41	-	25,246,208.00	303,805,547.65	-	2,526,643.80	-	-	2,526,643.80
Notice of Transfer Allocations (NTA)	1,755,309.68	3,842,898.66	-	-	5,598,208.34	-	78,240.00	-	-	78,240.00
MDS Checks Issued	1,087,942.29	3,328,499.99	-	-	4,416,442.28	-	78,240.00	-	-	78,240.00
Advice to Debit Account	667,367.39	514,398.67	-	-	1,181,766.06	-	-	-	-	-
Working Fund for FAPS	-	-	-	-	-	-	-	-	-	-
Cash Disbursement Ceiling (CDC)	-	-	-	-	-	-	-	-	-	-
<b>TOTAL CASH DISBURSEMENTS</b>	59,642,095.78	269,932,477.88	800.00	25,594,190.04	355,169,563.70	-	2,604,883.80	-	-	2,604,883.80
<b>NON-CASH DISBURSEMENTS</b>	6,604,269.35	14,157,837.70	-	10,079.20	20,772,186.25	-	57,792.30	-	-	57,792.30
Tax Remittance Advices Issued (TRA)	6,604,269.35	14,157,837.70	-	10,079.20	20,772,186.25	-	57,792.30	-	-	57,792.30
Non-Cash Availment Authority (NCAA)	-	-	-	-	-	-	-	-	-	-
Disbursements effected through outright deductions from claims	-	-	-	-	-	-	-	-	-	-
Overpayment of expenses	-	-	-	-	-	-	-	-	-	-
Restitution for loss of government property	-	-	-	-	-	-	-	-	-	-
Liquidated damages and similar claims	-	-	-	-	-	-	-	-	-	-
Others (TEF,BTr-Documentary Stamp Tax, etc.)	-	-	-	-	-	-	-	-	-	-
<b>TOTAL NON-CASH DISBURSEMENTS</b>	6,604,269.35	14,157,837.70	-	10,079.20	20,772,186.25	-	57,792.30	-	-	57,792.30
<b>GRAND TOTAL</b>	66,246,365.13	284,090,315.58	800.00	25,604,269.24	375,941,749.95	-	2,662,676.10	-	-	2,662,676.10


**SUMMARY**

Particulars (1)	Previous Report (2)	Current Month (3)	As of Date (4)
Total Disbursement Authorities Received	4,657,697,498.22	2,690,680,359.66	7,348,377,857.88
NCA	3,970,674,199.00	2,500,973,000.00	6,471,647,199.00
NTA	589,675,141.07	168,865,245.31	758,540,386.38
Working Fund	-	-	-
TRA	97,348,158.15	20,842,114.35	118,190,272.50
CDC	-	-	-
NCAA	-	-	-
Less: Notice of Transfer Allocation (NTA) issued*	589,675,141.07	168,865,245.31	758,540,386.38
Total Disbursements Authorities Available	4,068,022,357.15	2,521,815,114.35	6,589,837,471.50
Less:	-	-	-
Lapsed NCA	2,090,735,028.15	-	2,090,735,028.15
Disbursements	1,956,476,263.71	378,789,558.03	2,335,265,821.74
Less: Other Non-Cash Disbursements	-	-	-
Disbursements effected through outright deductions from claims	-	-	-
Overpayment of expenses	-	-	-
Restitution for loss of government property	-	-	-
Liquidated damages and similar claims	-	-	-
Others (TEF,BTr-Documentary Stamp Tax, etc.)	-	-	-
Add/Less: Adjustments (e.g. cancelled/staled checks)	344,719.12	36,006.30	380,725.42
Balance of Disbursements Authorities to date	21,155,784.41	2,143,061,562.62	2,164,217,347.03
Total Disbursements Program	4,068,367,076.27	2,521,851,120.65	6,590,218,196.92
Less: Actual Disbursements	1,956,476,263.71	378,789,558.03	2,335,265,821.74
(Over)/Under spending	2,111,890,812.56	2,143,061,562.62	4,254,952,375.18


Department : National Economic and Development Authority (I)  
 Agency : Philippine Statistics Authority  
 Operating Unit : All  
 Organization Code (UACS) : 24 008 0100000  
 Fund Cluster : 01 - Regular Agency Fund

Particulars (1)	PRIOR YEAR'S BUDGET						SUB-TOTAL 18=(6+17)	TRUST LIABILITIES				GRAND TOTAL					Remarks (28)
	CURRENT YEARS ACCOUNTS PAYABLE					TOTAL 17=(11+16)		PS (19)	MOOE (20)	CO (21)	TOTAL =(19+20+21)	PS (23)	MOOE (24)	FinEx (25)	CO (26)	TOTAL 27=(23+24+25+26)	
	PS (12)	MOOE (13)	FinEx (14)	CO (15)	Sub-Total 16=(12+13+14+15)												
<b>CASH DISBURSEMENTS</b>	-	172,996 18	-	-	172,996 18	2,777,879 98	357,947,443 68	-	-	-	-	59,642,095 78	272,710,357 86	800 00	25,594,190 04	357,947,443 68	
Notice of Cash Allocations	-	155,176 30	-	-	155,176 30	2,681,820 10	352,253,175 46	-	-	-	-	57,886,786 10	268,771,399 32	800 00	25,594,190 04	352,253,175 46	
MDS Checks Issued	-	155,176 30	-	-	155,176 30	155,176 30	45,920,984 01	-	-	-	-	11,901,591 86	33,670,610 11	800 00	347,982 04	45,920,984 01	
Advice to Debit Account	-	-	-	-	-	2,526,643 80	306,332,191 45	-	-	-	-	45,985,194 24	235,100,789 21	-	25,246,208 00	306,332,191 45	
Notice of Transfer Allocations (NTA)	-	17,819 88	-	-	17,819 88	96,059 88	5,694,268 22	-	-	-	-	1,755,309 68	3,938,958 54	-	-	5,694,268 22	
MDS Checks Issued	-	3,569 88	-	-	3,569 88	81,809 88	4,498,252 16	-	-	-	-	1,087,942 29	3,410,309 87	-	-	4,498,252 16	
Advice to Debit Account	-	14,250 00	-	-	14,250 00	14,250 00	1,196,016 06	-	-	-	-	667,367 39	528,648 67	-	-	1,196,016 06	
Working Fund for FAPS	-	-	-	-	-	-	-	-	-	-	-	-	-	-	-	-	
Cash Disbursement Ceiling (CDC)	-	-	-	-	-	-	-	-	-	-	-	-	-	-	-	-	
<b>TOTAL CASH DISBURSEMENTS</b>	-	172,996 18	-	-	172,996 18	2,777,879 98	357,947,443 68	-	-	-	-	59,642,095 78	272,710,357 86	800 00	25,594,190 04	357,947,443 68	
<b>NON-CASH DISBURSEMENTS</b>	-	12,135 80	-	-	12,135 80	69,928 10	20,842,114 35	-	-	-	-	6,604,269 35	14,227,765 80	-	10,079 20	20,842,114 35	
Tax Remittance Advices Issued (TRA)	-	12,135 80	-	-	12,135 80	69,928 10	20,842,114 35	-	-	-	-	6,604,269 35	14,227,765 80	-	10,079 20	20,842,114 35	
Non-Cash Availment Authority (NCAA)	-	-	-	-	-	-	-	-	-	-	-	-	-	-	-	-	
Disbursements effected through outright deductions from claims	-	-	-	-	-	-	-	-	-	-	-	-	-	-	-	-	
Overpayment of expenses	-	-	-	-	-	-	-	-	-	-	-	-	-	-	-	-	
Restitution for loss of government property	-	-	-	-	-	-	-	-	-	-	-	-	-	-	-	-	
Liquidated damages and similar claims	-	-	-	-	-	-	-	-	-	-	-	-	-	-	-	-	
Others (TEF, BTR-Documentary Stamp Tax, etc.)	-	-	-	-	-	-	-	-	-	-	-	-	-	-	-	-	
<b>TOTAL NON-CASH DISBURSEMENTS</b>	-	12,135 80	-	-	12,135 80	69,928 10	20,842,114 35	-	-	-	-	6,604,269 35	14,227,765 80	-	10,079 20	20,842,114 35	
<b>GRAND TOTAL</b>	-	185,131 98	-	-	185,131 98	2,847,808 08	378,789,558 03	-	-	-	-	66,246,365 13	286,938,123 66	800 00	25,604,269 24	378,789,558 03	


Certified Correct:

  
**MARIA CELESTE D.L. BALANZA**  
 Accounting Division  
 Officer-in-Charge

Recommending Approval:

  
**SOCRATES L. RAMORES**  
 Director II  
 OIC, Finance and Administrative Services

Approved by:

  
**ROSALINDA P. BAUTISTA**  
 Assistant Secretary  
**CLAIRE DENNIS S. MAPA, Ph.D.**  
 Undersecretary  
 National Statistician and Civil Registrar General