



In following-up, pls. cite DMS ref #

**2021-BA-0063431**

REPUBLIC OF THE PHILIPPINES  
**DEPARTMENT OF BUDGET AND MANAGEMENT**  
GENERAL SOLANO STREET, SAN MIGUEL, MANILA

**ACKNOWLEDGEMENT RECEIPT**

The **DEPARTMENT OF BUDGET AND MANAGEMENT** hereby acknowledges the receipt of your letter/request which has been uploaded to the DBM-Document Management System and routed to the appropriate office/s with the following information:

Sender: PSA - PERSONAL DELIVERY

Document Title: PSA-SUBMISSION OF FINANCIAL ACCOUNTABILITY REPORTS FOR THE MONTH OF MAY 2021

Document Reference No: 2021-BA-0063431

Date and Time  
Uploaded: Monday, June 14, 2021 1:43:14 PM

Uploaded By: CRD RECEIVING EDUARD

Routed To: BMB-A Christine P. Santos

CC:

Total no of pages  
received: 1 copy and 7 pages

The determination of the completeness of the documentary requirements submitted, if any, is subject to the evaluation of the technical person in charge.

This receipt is system generated and does not require signature.

Received by:



DOCUMENT  
MANAGEMENT  
SYSTEM



REPUBLIC OF THE PHILIPPINES  
**PHILIPPINE STATISTICS AUTHORITY**

Reference No. 21FAS03-302

11 June 2021

**MS. VILLA DJ. BERNALDO**  
Assistant Commissioner  
COA-Government Accountancy Office  
Commonwealth Ave., Quezon City

Government Accountancy Office  
Office of the Director  
J. Villalpando  
June 11, 2021

Dear Madam,

We are transmitting the following Financial Accountability Reports (FAR) for the month of May 2021 as listed below:

- a) Central Office Monthly Report of Disbursement (FAR no. 4) – Regular Fund
- b) Consolidated RSSO Monthly Report of Disbursement (FAR no. 4) – Regular Fund
- c) ALL (combined Central Office and RSSO) Monthly Report of Disbursement (FAR no. 4) – Regular Fund

Please acknowledge receipt. Thank you.

Very truly yours,

**MS. MARIA CELESTE D.L. BALANZA**  
Officer-in-Charge, Accounting Division

---

**ACKNOWLEDGMENT RECEIPT**

**MS. MARIA CELESTE D.L. BALANZA**


Officer-in-Charge, Accounting Division

PSA

This is to acknowledge receipt of the reports as mentioned above

Received by: \_\_\_\_\_

Date Received: \_\_\_\_\_



PSA Complex, East Avenue, Diliman, Quezon City, Philippines 1101  
Telephone: (632) 8938-5267  
www.psa.gov.ph


MONTHLY REPORT OF DISBURSEMENTS  
For the month of May 2021

Department : National Economic and Development Authority (NEDA)  
Agency : Philippine Statistics Authority  
Operating Unit : Central Office  
Organization Code (UACS) : 24 008 0100000  
Fund Cluster : 01 - Regular Agency Fund

Particulars	CURRENT YEAR'S BUDGET					PRIOR YEAR'S ACCOUNTS PAYABLE					
	PS	MOOE	FinEx	CO	TOTAL	PS	MOOE	FinEx	CO	Sub-Total	
	(1)	(2)	(3)	(4)	(5)	(6)=(2+3+4+5)	(7)	(8)	(9)	(10)	11=(7+8+9+10)
CASH DISBURSEMENTS											
Notice of Cash Allocations		56,663,485.73	33,020,005.43	-	-	89,683,491.16	-	1,297,159.85	-	2,950,414.89	4,247,574.74
MDS Checks Issued		56,663,485.73	33,020,005.43	-	-	89,683,491.16	-	1,297,159.85	-	2,950,414.89	4,247,574.74
Advice to Debit Account		1,867,347.09	5,818,082.23	-	-	7,685,429.32	-	-	-	1,875,000.00	1,875,000.00
Notice of Transfer Allocations (NTA)		54,796,138.64	27,201,923.20	-	-	81,998,061.84	-	1,297,159.85	-	1,075,414.89	2,372,574.74
MDS Checks Issued											
Advice to Debit Account											
Working Fund for FAPS											
Cash Disbursement Ceiling (CDC)											
TOTAL CASH DISBURSEMENTS		56,663,485.73	33,020,005.43	-	-	89,683,491.16	-	1,297,159.85	-	2,950,414.89	4,247,574.74
NON-CASH DISBURSEMENTS		2,934,633.42	1,853,503.58	-	-	4,788,137.00	-	-	-	-	-
Tax Remittance Advices Issued (TRA)		2,934,633.42	1,853,503.58	-	-	4,788,137.00	-	-	-	-	-
Non-Cash Availment Authority (NCAA)											
Disbursements effected through outright deductions from claims											
Overpayment of expenses											
Restitution for loss of government property											
Liquidated damages and similar claims											
Others (TEF, BTI-Documentary Stamp Tax, etc.)											
TOTAL NON-CASH DISBURSEMENTS		2,934,633.42	1,853,503.58	-	-	4,788,137.00	-	-	-	-	-
GRAND TOTAL		59,598,119.15	34,873,509.01	-	-	94,471,628.16	-	1,297,159.85	-	2,950,414.89	4,247,574.74

SUMMARY

Particulars	Previous Report	Current Month	As of Date
	(1)	(2)	(3)
Total Disbursement Authorities Received	1,771,715,027.39	431,922,137.00	2,203,637,164.39
NCA	1,659,694,000.00	427,134,000.00	2,086,828,000.00
NTA	-	-	-
Working Fund	112,021,027.39	4,788,137.00	116,809,164.39
TRA	-	-	-
CDC	-	-	-
NCAA	-	-	-
Less: Notice of Transfer Allocation (NTA) issued*	1,047,204,843.31	340,271,933.87	1,387,476,777.18
Total Disbursements Authorities Available	724,510,184.08	91,650,203.13	816,160,387.21
Less:			
Lapsed NCA	2,356.64	-	2,356.64
Disbursements	717,437,234.33	98,719,202.90	816,156,437.23
Less: Other Non-Cash Disbursements	-	-	-
Disbursements effected through outright deductions from claims	-	-	-
Others (TEF, BTI-Documentary Stamp Tax, etc.)	-	-	-
Address: Adjustments (e.g. cancelled/related checks)	7,070,593.11	(7,068,999.77)	1,593.34
Balance of Disbursements Authorities to date	724,510,184.08	91,650,203.13	816,160,387.21
Total Disbursements Program	717,437,234.33	98,719,202.90	816,156,437.23
Less: Actual Disbursements	7,072,949.75	(7,068,999.77)	3,949.98
(Over)/Under spending	-	-	-





*[Handwritten Signature]*

Department : National Economic and Development Authority (NEDA)  
 Agency : Philippine Statistics Authority  
 Operating Unit : Central Office  
 Organization Code (UACS) : 24 008 0100000  
 Fund Cluster : 01 - Regular Agency Fund

Particulars	PRIOR YEAR'S BUDGET					TOTAL	SUB-TOTAL	TRUST LIABILITIES			GRAND TOTAL					Remarks
	PS (12)	MOOE (13)	FinEx (14)	CO (15)	Sub-Total =(12+13+14+15)			PS (19)	MOOE (20)	CO (21)	TOTAL =(19+20+21)	PS (23)	MOOE (24)	FinEx (25)	CO (26)	
CASH DISBURSEMENTS (1)	-	-	-	-	-	17=(11+16)	18=(6+17)	-	-	-	-	-	-	-	-	(28)
Notice of Cash Allocations	-	-	-	-	-	4,247,574.74	93,931,065.90	-	-	-	56,663,485.73	34,317,165.28	-	2,950,414.89	93,931,065.90	
MDS Checks Issued	-	-	-	-	-	4,247,574.74	93,931,065.90	-	-	-	56,663,485.73	34,317,165.28	-	2,950,414.89	93,931,065.90	
Advice to Debit Account	-	-	-	-	-	1,875,000.00	9,560,429.32	-	-	-	1,867,347.09	5,818,082.23	-	1,875,000.00	9,560,429.32	
Notice of Transfer Allocations (NTA)	-	-	-	-	-	2,372,574.74	84,370,636.58	-	-	-	54,796,138.64	28,499,083.05	-	1,075,414.89	84,370,636.58	
MDS Checks Issued	-	-	-	-	-	-	-	-	-	-	-	-	-	-	-	
Advice to Debit Account	-	-	-	-	-	-	-	-	-	-	-	-	-	-	-	
Working Fund for FAPS	-	-	-	-	-	-	-	-	-	-	-	-	-	-	-	
Cash Disbursement Ceiling (CDC)	-	-	-	-	-	-	-	-	-	-	-	-	-	-	-	
TOTAL CASH DISBURSEMENTS	-	-	-	-	-	4,247,574.74	93,931,065.90	-	-	-	56,663,485.73	34,317,165.28	-	2,950,414.89	93,931,065.90	
NON-CASH DISBURSEMENTS	-	-	-	-	-	-	4,788,137.00	-	-	-	2,934,633.42	1,853,503.58	-	-	4,788,137.00	
Tax Remittance Advices Issued (TRA)	-	-	-	-	-	-	4,788,137.00	-	-	-	2,934,633.42	1,853,503.58	-	-	4,788,137.00	
Non-Cash Availment Authority (NCAA)	-	-	-	-	-	-	-	-	-	-	-	-	-	-	-	
Disbursements effected through outright deductions from claims	-	-	-	-	-	-	-	-	-	-	-	-	-	-	-	
Overpayment of expenses	-	-	-	-	-	-	-	-	-	-	-	-	-	-	-	
Restitution for loss of government property	-	-	-	-	-	-	-	-	-	-	-	-	-	-	-	
Liquidated damages and similar claims	-	-	-	-	-	-	-	-	-	-	-	-	-	-	-	
Others (IEF, BIR-Documentary Stamp Tax, etc.)	-	-	-	-	-	-	-	-	-	-	-	-	-	-	-	
TOTAL NON-CASH DISBURSEMENTS	-	-	-	-	-	-	4,788,137.00	-	-	-	2,934,633.42	1,853,503.58	-	-	4,788,137.00	
GRAND TOTAL	-	-	-	-	-	4,247,574.74	98,719,202.90	-	-	-	59,598,119.15	36,170,668.86	-	2,950,414.89	98,719,202.90	

Certified Correct:  
  
**MARIA CELESTE D.L. BALANZA**  
 Accounting Division  
 Officer-in-Charge

Recommending Approval:  
  
**SOCRATES L. RAMORES**  
 Assistant National Statistician  
 Finance and Administrative Services

Approved by:  
  
**CLAIRE DENNIS S. MAPA, Ph.D.**  
 Undersecretary  
 National Statistician and Civil Registrar General

**MONTHLY REPORT OF DISBURSEMENTS**  
For the month of May 2021


FAR no. 4

Department : National Economic and Development Authority (NEDA)  
Agency : Philippine Statistics Authority  
Operating Unit : Consolidated Regional Statistical Services Office  
Organization Code (UACS) : 24 006 0100000  
Fund Cluster : 01 - Regular Agency Fund

Particulars	CURRENT YEAR'S BUDGET					PRIOR YEAR'S BUDGET				
	PS (1)	MOOE (2)	FinEx (3)	CO (4)	TOTAL (5) = (2+3+4+5)	PS (6)	MOOE (7)	FinEx (8)	CO (9)	Sub-Total (10) = (7+8+9+10)
CASH DISBURSEMENTS	120,128,278.52	420,111,572.78	-	-	540,239,851.30	-	688,534.53	-	-	688,534.53
Notice of Cash Allocations	116,120,608.81	402,829,427.86	-	-	518,950,036.67	-	269,722.91	-	-	269,722.91
MDS Checks Issued	18,679,953.88	72,665,415.39	-	-	91,345,369.27	-	251,882.86	-	-	251,882.86
Advice to Debit Account	97,440,654.93	330,164,012.47	-	-	427,604,667.40	-	17,840.05	-	-	17,840.05
Notice of Transfer Allocations (NTA)	4,007,669.71	17,282,144.92	-	-	21,289,814.63	-	418,811.62	-	-	418,811.62
MDS Checks Issued	1,998,423.09	8,893,021.90	-	-	10,891,444.99	-	418,811.62	-	-	418,811.62
Advice to Debit Account	2,009,246.62	8,399,123.02	-	-	10,398,369.64	-	-	-	-	-
Working Fund for FAPS	-	-	-	-	-	-	-	-	-	-
Cash Disbursement Ceiling (CDC)	-	-	-	-	-	-	-	-	-	-
TOTAL CASH DISBURSEMENTS	120,128,278.52	420,111,572.78	-	-	540,239,851.30	-	688,534.53	-	-	688,534.53
NON-CASH DISBURSEMENTS	4,785,515.71	7,450,695.03	-	-	12,236,210.74	-	26,732.46	-	-	26,732.46
Tax Remittance Advices Issued (TRA)	4,785,515.71	7,450,695.03	-	-	12,236,210.74	-	26,732.46	-	-	26,732.46
Non-Cash Availment Authority (NCAA)	-	-	-	-	-	-	-	-	-	-
Disbursements effected through outright deductions from claims	-	-	-	-	-	-	-	-	-	-
Overpayment of expenses	-	-	-	-	-	-	-	-	-	-
Restitution for loss of government property	-	-	-	-	-	-	-	-	-	-
Liquidated damages and similar claims	-	-	-	-	-	-	-	-	-	-
Others (IEF, BIT, Documentary Stamp Tax, etc.)	-	-	-	-	-	-	-	-	-	-
TOTAL NON-CASH DISBURSEMENTS	4,785,515.71	7,450,695.03	-	-	12,236,210.74	-	26,732.46	-	-	26,732.46
GRAND TOTAL	124,913,794.23	427,562,267.81	-	-	552,476,062.04	-	715,266.99	-	-	715,266.99


**SUMMARY**


Particulars	Particulars (1)	Previous Report (2)	Current Month (3)	As of Date (4)
Total Disbursement Authorities Received	1,688,417,664.00	1,688,417,664.00	549,552,675.90	2,237,970,339.90
NCA	512,395,000.00	512,395,000.00	168,891,000.00	679,286,000.00
NTA	1,099,839,896.50	1,099,839,896.50	370,359,665.46	1,470,199,561.96
Working Fund	-	-	-	-
TRA	76,182,767.50	76,182,767.50	12,302,010.44	88,484,777.94
CDC	-	-	-	-
NCAA	-	-	-	-
Less: Notice of Transfer Allocation (NTA) issued	56,701,828.19	56,701,828.19	26,020,956.59	82,722,784.78
Total Disbursements Authorities Available	1,631,715,835.81	1,631,715,835.81	523,531,719.31	2,155,247,555.12
Less:	-	-	-	-
Lapsed NCA	6,449.14	6,449.14	98,455.22	104,904.36
Disbursements	1,448,513,504.30	1,448,513,504.30	556,482,983.78	2,004,996,488.08
Less: Other Non-Cash Disbursements	-	-	-	-
Disbursements effected through outright deductions from claims	-	-	-	-
Overpayment of expenses	-	-	-	-
Restitution for loss of government property	-	-	-	-
Liquidated damages and similar claims	-	-	-	-
Others (IEF, BIT, Documentary Stamp Tax, etc.)	-	-	-	-
Address: Adjustments (e.g. cancelled/staled checks)	183,236,545.72	183,236,545.72	(33,029,033.94)	150,207,511.78
Total Disbursements Program	1,631,756,499.16	1,631,756,499.16	523,552,405.06	2,155,308,904.22
Less: Actual Disbursements	1,448,513,504.30	1,448,513,504.30	556,482,983.78	2,004,996,488.08
(Over)/Under spending	183,242,994.86	183,242,994.86	(32,930,578.72)	150,312,416.14

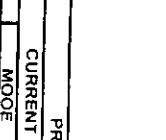


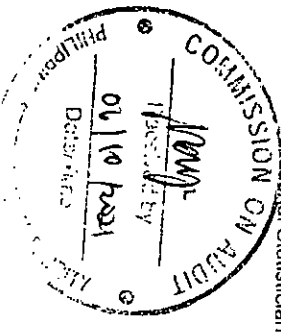
Department : National Economic and Development Authority (NEOA)  
 Agency : Philippine Statistics Authority  
 Operating Unit : Consolidated Regional Statistical Services Office  
 Organization Code (UACS) : 24 008 0100000  
 Fund Cluster : 01 - Regular Agency Fund

Particulars	PRIOR YEAR'S BUDGET										Remarks						
	CURRENT YEARS ACCOUNTS PAYABLE					TRUST LIABILITIES						GRAND TOTAL					
	PS (12)	MOOE (13)	Finex (14)	CO (15)	Sub-Total (16)=(12+13+14+15)	TOTAL (17)=(11+16)	SUB-TOTAL (18)=(6+17)	PS (19)	MOOE (20)	CO (21)		TOTAL (19+20+21)	PS (23)	MOOE (24)	Finex (25)	CO (26)	TOTAL (27)=(23+24+25+26)
CASH DISBURSEMENTS	-	3,252,587.51	-	-	3,252,587.51	3,941,122.04	544,180,973.34	-	-	-	120,128,278.52	424,052,694.82	-	-	-	544,180,973.34	(28)
Notice of Cash Allocations	-	2,481,758.58	-	-	2,481,758.58	2,751,481.49	521,701,518.16	-	-	-	116,120,608.81	405,580,909.35	-	-	-	521,701,518.16	
MDS Checks Issued	-	256,422.38	-	-	256,422.38	508,305.24	91,853,674.51	-	-	-	18,679,953.88	73,173,720.63	-	-	-	91,853,674.51	
Advice to Debit Account	-	2,225,336.20	-	-	2,225,336.20	2,243,176.25	429,847,843.65	-	-	-	97,440,654.93	332,407,186.72	-	-	-	429,847,843.65	
Notice of Transfer Allocations (NTA)	-	770,828.93	-	-	770,828.93	1,189,640.55	22,479,455.18	-	-	-	4,007,669.71	18,471,785.47	-	-	-	22,479,455.18	
MDS Checks Issued	-	183,618.45	-	-	183,618.45	602,430.07	11,493,875.06	-	-	-	1,998,423.09	9,495,451.97	-	-	-	11,493,875.06	
Advice to Debit Account	-	587,210.48	-	-	587,210.48	587,210.48	10,985,580.12	-	-	-	2,009,246.02	8,976,333.50	-	-	-	10,985,580.12	
Working Fund for FAPS	-	-	-	-	-	-	-	-	-	-	-	-	-	-	-	-	
Cash Disbursement Ceiling (CDC)	-	-	-	-	-	-	-	-	-	-	-	-	-	-	-	-	
TOTAL CASH DISBURSEMENTS	-	3,252,587.51	-	-	3,252,587.51	3,941,122.04	544,180,973.34	-	-	-	120,128,278.52	424,052,694.82	-	-	-	544,180,973.34	
NON-CASH DISBURSEMENTS	-	39,067.24	-	-	39,067.24	65,799.70	12,302,010.44	-	-	-	4,785,515.71	7,516,494.73	-	-	-	12,302,010.44	
Tax Refund/Advance Issued (TRA)	-	39,067.24	-	-	39,067.24	65,799.70	12,302,010.44	-	-	-	4,785,515.71	7,516,494.73	-	-	-	12,302,010.44	
Non-Cash Availment Authority (NCAA)	-	-	-	-	-	-	-	-	-	-	-	-	-	-	-	-	
Disbursements effected through outright deductions from claims	-	-	-	-	-	-	-	-	-	-	-	-	-	-	-	-	
Overpayment of expenses	-	-	-	-	-	-	-	-	-	-	-	-	-	-	-	-	
Restitution for loss of government property	-	-	-	-	-	-	-	-	-	-	-	-	-	-	-	-	
Liquidated damages and similar claims	-	-	-	-	-	-	-	-	-	-	-	-	-	-	-	-	
Others (TEF, BIT-Documentary Stamp Tax, etc.)	-	-	-	-	-	-	-	-	-	-	-	-	-	-	-	-	
TOTAL NON-CASH DISBURSEMENTS	-	39,067.24	-	-	39,067.24	65,799.70	12,302,010.44	-	-	-	4,785,515.71	7,516,494.73	-	-	-	12,302,010.44	
GRAND TOTAL	-	3,291,654.75	-	-	3,291,654.75	4,006,921.74	556,482,983.78	-	-	-	124,913,794.23	431,569,189.55	-	-	-	556,482,983.78	

Certified Correct:  
  
 MARIA CELESTE D.L. BALANZA  
 Accounting Division  
 Officer-in-Charge

Recommending Approval:  
  
 SOCRATES L. RAMORES  
 Assistant National Statistician  
 Finance and Administrative Services

Approved by:  
  
 CLAIRE DENNIS S. MAPA, Ph.D.  
 Undersecretary  
 National Statistician and Civil Registrar General



**MONTHLY REPORT OF DISBURSEMENTS**  
For the month of May 2021


FAR no. 4

Department : National Economic and Development Authority (NEOA)  
Agency : Philippine Statistics Authority  
Operating Unit : All  
Organization Code (UACS) : 24 008 0100000  
Fund Cluster : 01 - Regular Agency Fund

Particulars	CURRENT YEAR'S BUDGET					PRIOR YEAR'S BUDGET				
	PS	MOOE	FinEx	CO	TOTAL	PS	MOOE	FinEx	CO	Sub-Total
(1)	(2)	(3)	(4)	(5)	6=(2+3+4+5)	(7)	(8)	(9)	(10)	11=(7+8+9+10)
CASH DISBURSEMENTS	176,791,764.25	453,131,578.21	-	-	629,923,342.46	-	1,985,694.38	-	2,950,414.89	4,936,109.27
Notice of Cash Allocations	172,784,094.54	435,848,433.29	-	-	608,633,527.83	-	1,566,882.76	-	2,950,414.89	4,517,297.65
MDS Checks Issued	20,547,300.97	78,483,497.62	-	-	99,030,798.59	-	251,882.86	-	1,875,000.00	2,126,882.86
Advice to Debit Account	-	-	-	-	509,602,729.24	-	1,314,999.90	-	1,075,414.89	2,390,414.79
Notice of Transfer Allocations (NTA)	4,007,659.71	17,282,144.92	-	-	21,289,814.63	-	418,811.62	-	-	418,811.62
MDS Checks Issued	1,998,423.09	8,893,021.90	-	-	10,891,444.99	-	418,811.62	-	-	418,811.62
Advice to Debit Account	2,009,246.62	8,389,123.02	-	-	10,398,369.64	-	-	-	-	-
Working Fund for FAPs	-	-	-	-	-	-	-	-	-	-
Cash Disbursement Ceiling (CDC)	-	-	-	-	-	-	-	-	-	-
TOTAL CASH DISBURSEMENTS	176,791,764.25	453,131,578.21	-	-	629,923,342.46	-	1,985,694.38	-	2,950,414.89	4,936,109.27
NON-CASH DISBURSEMENTS	7,720,149.13	9,304,198.61	-	-	17,024,347.74	-	26,732.46	-	-	26,732.46
Tax Remittance Advice Issued (TRA)	7,720,149.13	9,304,198.61	-	-	17,024,347.74	-	26,732.46	-	-	26,732.46
Non-Cash Availment Authority (NCAA)	-	-	-	-	-	-	-	-	-	-
Disbursements effected through outright deductions from claims	-	-	-	-	-	-	-	-	-	-
Overpayment of expenses	-	-	-	-	-	-	-	-	-	-
Restitution for loss of government property	-	-	-	-	-	-	-	-	-	-
Liquidated damages and similar claims	-	-	-	-	-	-	-	-	-	-
Others (IEF, BIR-Documentary Stamp Tax, etc.)	-	-	-	-	-	-	-	-	-	-
TOTAL NON-CASH DISBURSEMENTS	7,720,149.13	9,304,198.61	-	-	17,024,347.74	-	26,732.46	-	-	26,732.46
GRAND TOTAL	184,511,913.38	462,435,776.82	-	-	646,947,690.20	-	2,012,426.84	-	2,950,414.89	4,962,841.73

**SUMMARY**


Particulars	Particulars (1)	Previous Report (2)	Current Month (3)	As of Date (4)
Total Disbursement Authorities Received	3,460,132,691.39	981,474,812.90	4,441,607,504.29	
NCA	2,172,089,000.00	594,025,000.00	2,766,114,000.00	
NTA	1,099,839,896.50	370,359,665.46	1,470,199,561.96	
Working Fund	188,203,794.89	17,090,147.44	205,293,942.33	
TRA	-	-	-	
CDC	-	-	-	
NCAA	-	-	-	
Less: Notice of Transfer Allocation (NTA) issued	1,103,906,671.50	366,292,890.46	1,470,199,561.96	
Total Disbursements Authorities Available	2,356,226,019.89	615,181,922.44	2,971,407,942.33	
Less:	-	-	-	
Lapsed NCA	8,805.78	98,455.22	107,261.00	
Disbursements	2,165,950,738.63	655,202,188.68	2,821,152,925.31	
Less: Other Non-Cash Disbursements	-	-	-	
Disbursements effected through outright deductions from claims	-	-	-	
Overpayment of expenses	-	-	-	
Restitution for loss of government property	-	-	-	
Liquidated damages and similar claims	-	-	-	
Others (IEF, BIR-Documentary Stamp Tax, etc.)	-	-	-	
Add: Less: Adjustments (e.g. cancelled/stated checks)	40,663.35	20,685.75	61,349.10	
Balance of Disbursements Authorities to date	190,307,138.83	(40,098,033.71)	150,209,105.12	
Total Disbursements Program	2,356,266,683.24	615,202,608.19	2,971,469,291.43	
Less: Actual Disbursements	2,165,950,738.63	655,202,188.68	2,821,152,925.31	
(Over)/Under spending	190,315,944.61	(39,999,578.49)	150,316,366.12	




Department : National Economic and Development Authority (NEDA)  
 Agency : Philippine Statistics Authority  
 Operating Unit : All  
 Organization Code (UACS) : 24 008 0100000  
 Fund Cluster : 01 - Regular Agency Fund

Particulars	PRIOR YEAR'S BUDGET						TRUST LIABILITIES				GRAND TOTAL					Remarks	
	CURRENT YEARS ACCOUNTS PAYABLE		TOTAL		SUB-TOTAL		PS		MOOE		FINEX		CO		TOTAL		
	PS (12)	MOOE (13)	FINEX (14)	CO (15)	Sub-Total (16=(12+13+14+15))	TOTAL (17=(11+16))	SUB-TOTAL (18=(6+17))	PS (19)	MOOE (20)	CO (21)	TOT AL (19+20)	PS (23)	MOOE (24)	FINEX (25)	CO (26)		TOTAL (27=(23+24+25+26))
CASH DISBURSEMENTS	-	3,252,587.51	-	-	3,252,587.51	8,188,696.78	638,112,039.24	-	-	-	-	176,791,764.25	458,369,880.10	-	2,950,414.89	638,112,039.24	
Notice of Cash Allocations	-	2,481,758.58	-	-	2,481,758.58	6,989,056.23	615,632,584.06	-	-	-	-	172,784,094.54	439,898,074.63	-	2,950,414.89	615,632,584.06	
MDS Checks Issued	-	256,422.38	-	-	256,422.38	2,383,305.24	101,414,103.83	-	-	-	-	20,547,300.97	78,991,802.86	-	1,875,000.00	101,414,103.83	
Advice to Debit Account	-	2,225,336.20	-	-	2,225,336.20	4,615,750.99	514,218,480.23	-	-	-	-	152,236,793.57	360,906,271.77	-	1,075,414.89	514,218,480.23	
Notice of Transfer Allocations (NTA)	-	770,828.93	-	-	770,828.93	1,189,640.55	22,479,455.18	-	-	-	-	4,007,669.71	18,471,785.47	-	-	22,479,455.18	
MDS Checks Issued	-	183,618.45	-	-	183,618.45	602,430.07	11,493,875.06	-	-	-	-	1,998,423.09	9,495,451.97	-	-	11,493,875.06	
Advice to Debit Account	-	587,210.48	-	-	587,210.48	587,210.48	10,985,580.12	-	-	-	-	2,009,246.62	8,976,333.50	-	-	10,985,580.12	
Working Fund for FAPS	-	-	-	-	-	-	-	-	-	-	-	-	-	-	-	-	
Cash Disbursement Ceiling (CDC)	-	-	-	-	-	-	-	-	-	-	-	-	-	-	-	-	
TOTAL CASH DISBURSEMENTS	-	3,252,587.51	-	-	3,252,587.51	8,188,696.78	638,112,039.24	-	-	-	-	176,791,764.25	458,369,880.10	-	2,950,414.89	638,112,039.24	
NON-CASH DISBURSEMENTS	-	39,067.24	-	-	39,067.24	65,799.70	17,090,147.44	-	-	-	-	7,720,149.13	9,369,998.31	-	-	17,090,147.44	
Tax Remittance Advices Issued (TRA)	-	39,067.24	-	-	39,067.24	65,799.70	17,090,147.44	-	-	-	-	7,720,149.13	9,369,998.31	-	-	17,090,147.44	
Non-Cash Availment Authority (NCAA)	-	-	-	-	-	-	-	-	-	-	-	-	-	-	-	-	
Disbursements effected through outright deductions from claims	-	-	-	-	-	-	-	-	-	-	-	-	-	-	-	-	
Overpayment of expenses	-	-	-	-	-	-	-	-	-	-	-	-	-	-	-	-	
Restitution for loss of government property	-	-	-	-	-	-	-	-	-	-	-	-	-	-	-	-	
Liquidated damages and similar claims	-	-	-	-	-	-	-	-	-	-	-	-	-	-	-	-	
Others (IEF, BIR-Documentary Stamp Tax, etc.)	-	39,067.24	-	-	39,067.24	65,799.70	17,090,147.44	-	-	-	-	7,720,149.13	9,369,998.31	-	-	17,090,147.44	
TOTAL NON-CASH DISBURSEMENTS	-	39,067.24	-	-	39,067.24	65,799.70	17,090,147.44	-	-	-	-	7,720,149.13	9,369,998.31	-	-	17,090,147.44	
GRAND TOTAL	-	3,291,654.75	-	-	3,291,654.75	8,254,496.48	655,202,186.68	-	-	-	-	184,511,913.38	467,739,858.41	-	2,950,414.89	655,202,186.68	

Certified Correct:  
  
 MARIA CELESTE D.L. BALANZA  
 Accounting Division  
 Officer-in-Charge

Recommending Approval:  
  
 SOCRATES L. RAMORES  
 Assistant National Statistician  
 Finance and Administrative Services

Approved by:  
  
 CLAIRE DENNIS S. MAPA, Ph.D.  
 Undersecretary  
 National Statistician and Civil Registrar General