

In following-up, pls. cite DMS ref #  
**2021-BA-0134806**

**REPUBLIC OF THE PHILIPPINES  
DEPARTMENT OF BUDGET AND MANAGEMENT  
GENERAL SOLANO STREET, SAN MIGUEL, MANILA**

**ACKNOWLEDGEMENT RECEIPT**

The **DEPARTMENT OF BUDGET AND MANAGEMENT** hereby acknowledges the receipt of your letter/request which has been uploaded to the DBM-Document Management System and routed to the appropriate office/s with the following information:

**Sender:** Central Office Accounting adcentraloffice2021@gmail.com - EMAIL (RECEIVED HARD COPY 2-9-2022)

**Document Title:** PSA FAR 4 Submission - November 2021

**Document Reference No:** 2021-BA-0134806

**Date and Time Uploaded:** Friday, December 10, 2021 9:41:11 AM

**Uploaded By:** CRD RECEIVING ISAY

**Routed To:** BMB-A Christine P. Santos

**cc:**

**Total no. of pages received:** 1 copy And 6 pages

The determination of the completeness of the documentary requirements submitted, if any, is subject to the evaluation of the technical person in charge.

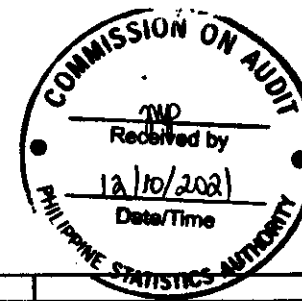
This receipt is system generated and does not require signature.

**Received by:**



**DOCUMENT  
MANAGEMENT  
SYSTEM**

**MONTHLY REPORT OF DISBURSEMENTS**  
For the month of November 2021



Department : National Economic and Development Authority (NEDA)  
 Agency : Philippine Statistics Authority  
 Operating Unit : Central Office  
 Organization Code (UACS) : 24 008 0100000  
 Fund Cluster : 01 - Regular Agency Fund

Particulars (1)	CURRENT YEAR'S BUDGET					PRIOR YEAR'S BUDGET				
	PS	MOOE	FinEx	CO	TOTAL	PRIOR YEAR'S ACCOUNTS PAYABLE				
	(2)	(3)	(4)	(5)	6=(2+3+4+5)	PS	MOOE	FinEx	CO	Sub-Total
						(7)	(8)	(9)	(10)	11=(7+8+9+10)
<b>CASH DISBURSEMENTS</b>	81,214,289.23	242,241,742.83	-	11,977,928.57	335,433,960.63	-	1,289,000.00	-	65,820,144.40	67,089,144.40
Notice of Cash Allocations	81,214,289.23	242,241,742.83	-	11,977,928.57	335,433,960.63	-	1,289,000.00	-	65,820,144.40	67,089,144.40
MDS Checks Issued	2,119,153.04	195,022,217.18	-	-	197,141,370.22	-	-	-	37,196,898.24	37,196,898.24
Advice to Debit Account	79,095,136.19	47,219,525.65	-	11,977,928.57	138,292,590.41	-	1,289,000.00	-	28,623,248.16	29,892,248.16
Notice of Transfer Allocations (NTA)										
S Checks Issued										
Advice to Debit Account										
Working Fund for FAPS										
Cash Disbursement Ceiling (CDC)										
<b>TOTAL CASH DISBURSEMENTS</b>	81,214,289.23	242,241,742.83	-	11,977,928.57	335,433,960.63	-	1,289,000.00	-	65,820,144.40	67,089,144.40
<b>NON-CASH DISBURSEMENTS</b>	3,248,668.63	843,651.94	-	-	4,092,320.57	-	-	-	-	-
Tax Remittance Advices Issued (TRA)	3,248,668.63	843,651.94	-	-	4,092,320.57	-	-	-	-	-
Non-Cash Availment Authority (NCAA)										
Disbursements effected through outright deductions from claims										
Overpayment of expenses										
Restitution for loss of government property										
Liquidated damages and similar claims										
Others (TEF,BTr-Documentary Stamp Tax, etc.)										
<b>TOTAL NON-CASH DISBURSEMENTS</b>	3,248,668.63	843,651.94	-	-	4,092,320.57	-	-	-	-	-
<b>GRAND TOTAL</b>	84,462,957.86	243,085,394.77	-	11,977,928.57	339,526,281.20	-	1,289,000.00	-	65,820,144.40	67,089,144.40

**SUMMARY**

Particulars (1)	Previous Report (2)	Current Month (3)	As of Date (4)
Total Disbursement Authorities Received	7,116,284,548.30	460,083,320.57	7,576,367,868.87
NCA	6,927,705,000.00	455,991,000.00	7,383,696,000.00
NTA	-	-	-
Working Fund	-	-	-
TRA	188,579,548.30	4,092,320.57	192,671,868.87
CDC	-	-	-
NCAA	-	-	-
Less: Notice of Transfer Allocation (NTA) issued*	3,524,808,045.69	286,189,233.91	3,790,997,279.60
Total Disbursements Authorities Available	3,591,476,502.61	193,894,086.66	3,785,370,589.27
Less:	-	-	-
Lapsed NCA	285,201,033.92	-	285,201,033.92
Disbursements	2,146,374,288.15	406,615,425.60	2,552,989,711.75
Less: Other Non-Cash Disbursements	-	-	-
Disbursements effected through outright deductions from claims	-	-	-
Others (TEF,BTr-Documentary Stamp Tax, etc.)	-	-	-
Add/Less: Adjustments (e.g. cancelled/staled checks)	-	-	-
Balance of Disbursements Authorities to date	1,159,901,182.54	(212,721,338.94)	947,179,843.60
Total Disbursements Program	3,591,476,502.61	193,894,086.66	3,785,370,589.27
Less: Actual Disbursements	2,146,374,288.15	406,615,425.60	2,552,989,711.75
(Over)/Under spending	1,445,102,216.46	(212,721,338.94)	1,232,380,877.52

*CAF*

Department : National Economic and Development Authority (NEDA)  
 Agency : Philippine Statistics Authority  
 Operating Unit : Central Office  
 Organization Code (UACS) : 24 008 0100000  
 Fund Cluster : 01 - Regular Agency Fund

Particulars (1)	PRIOR YEAR'S BUDGET					SUB-TOTAL 18=(6+17)	TRUST LIABILITIES				GRAND TOTAL					Remarks (28)	
	CURRENT YEARS ACCOUNTS PAYABLE						TOTAL 17=(11+16)	PS (19)	MOOE (20)	CO (21)	TOTAL (19+20+21)	PS (23)	MOOE (24)	FinEx (25)	CO (26)		TOTAL 27=(23+24+25+26)
	PS (12)	MOOE (13)	FinEx (14)	CO (15)	Sub-Total =(12+13+14+15)												
CASH DISBURSEMENTS	-	-	-	-	-	67,089,144.40	402,523,105.03	-	-	-	-	81,214,289.23	243,510,742.83	-	77,798,072.97	402,523,105.03	
Notice of Cash Allocations	-	-	-	-	-	67,089,144.40	402,523,105.03	-	-	-	-	81,214,289.23	243,510,742.83	-	77,798,072.97	402,523,105.03	
MDS Checks Issued	-	-	-	-	-	37,196,898.24	234,338,268.46	-	-	-	-	2,119,153.04	195,022,217.18	-	37,196,898.24	234,338,268.46	
Advice to Debit Account	-	-	-	-	-	29,892,246.16	168,184,836.57	-	-	-	-	79,095,136.19	48,488,525.65	-	40,601,174.73	168,184,836.57	
Notice of Transfer Allocations (NTA)	-	-	-	-	-	-	-	-	-	-	-	-	-	-	-	-	
S Checks Issued	-	-	-	-	-	-	-	-	-	-	-	-	-	-	-	-	
Advice to Debit Account	-	-	-	-	-	-	-	-	-	-	-	-	-	-	-	-	
Working Fund for FAPS	-	-	-	-	-	-	-	-	-	-	-	-	-	-	-	-	
Cash Disbursement Ceiling (CDC)	-	-	-	-	-	-	-	-	-	-	-	-	-	-	-	-	
TOTAL CASH DISBURSEMENTS	-	-	-	-	-	67,089,144.40	402,523,105.03	-	-	-	-	81,214,289.23	243,510,742.83	-	77,798,072.97	402,523,105.03	
NON-CASH DISBURSEMENTS	-	-	-	-	-	-	4,092,320.57	-	-	-	-	3,248,688.63	843,651.94	-	-	4,092,320.57	
Tax Remittance Advices Issued (TRA)	-	-	-	-	-	-	4,092,320.57	-	-	-	-	3,248,688.63	843,651.94	-	-	4,092,320.57	
Non-Cash Availment Authority (NCAA)	-	-	-	-	-	-	-	-	-	-	-	-	-	-	-	-	
Disbursements effected through outright deductions from claims	-	-	-	-	-	-	-	-	-	-	-	-	-	-	-	-	
Overpayment of expenses	-	-	-	-	-	-	-	-	-	-	-	-	-	-	-	-	
Restitution for loss of government property	-	-	-	-	-	-	-	-	-	-	-	-	-	-	-	-	
Liquidated damages and similar claims	-	-	-	-	-	-	-	-	-	-	-	-	-	-	-	-	
Others (TEF, BTR-Documentary Stamp Tax, etc.)	-	-	-	-	-	-	4,092,320.57	-	-	-	-	3,248,688.63	843,651.94	-	-	4,092,320.57	
TOTAL NON-CASH DISBURSEMENTS	-	-	-	-	-	-	4,092,320.57	-	-	-	-	3,248,688.63	843,651.94	-	-	4,092,320.57	
GRAND TOTAL	-	-	-	-	-	67,089,144.40	406,615,425.60	-	-	-	-	84,462,957.86	244,354,394.77	-	77,798,072.97	406,615,425.60	

Certified Correct:

*Maria Celeste D.L. Balanza*  
 MARIA CELESTE D.L. BALANZA  
 Accounting Division  
 Officer-in-Charge

Recommending Approval:

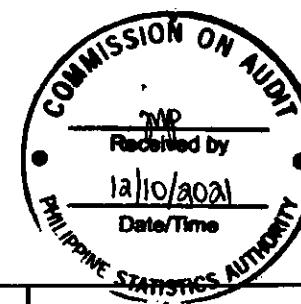
*Socrates L. Ramores*  
 SOCRATES L. RAMORES  
 Assistant National Statistician  
 Finance and Administrative Services

Approved by:

*Rosalinda P. Bautista*  
 ROSALINDA P. BAUTISTA  
 Assistant Secretary  
 CLAIRE DENNIS S. MAPA, Ph.D.  
 Undersecretary  
 National Statistician and Civil Registrar General

**MONTHLY REPORT OF DISBURSEMENTS**  
For the month of November 2021

FAR no. 4



Department : National Economic and Development Authority (NEDA)  
 Agency : Philippine Statistics Authority  
 Operating Unit : Consolidated Regional Statistical Services Office  
 Organization Code (UACS) : 24 008 0100000  
 Fund Cluster : 01 - Regular Agency Fund

Particulars (1)	CURRENT YEAR'S BUDGET					PRIOR YEAR'S BUDGET				
	PS (2)	MOOE (3)	FinEx (4)	CO (5)	TOTAL 6=(2+3+4+5)	PRIOR YEAR'S ACCOUNTS PAYABLE				Sub-Total 11=(7+8+9+10)
						PS (7)	MOOE (8)	FinEx (9)	CO (10)	
<b>CASH DISBURSEMENTS</b>	92,030,651.11	107,666,679.29	400.00	-	199,697,730.40	-	10,624.00	-	-	10,624.00
Notice of Cash Allocations	88,492,272.39	89,872,000.92	400.00	-	178,364,673.31	-	10,624.00	-	-	10,624.00
MDS Checks Issued	13,133,893.08	29,055,050.94	400.00	-	42,189,344.02	-	10,624.00	-	-	10,624.00
Advice to Debit Account	75,358,379.31	60,816,949.98	-	-	136,175,329.29	-	-	-	-	-
Notice of Transfer Allocations (NTA)	3,538,378.72	17,794,678.37	-	-	21,333,057.09	-	-	-	-	-
MDS Checks Issued	1,880,372.37	13,844,008.44	-	-	15,724,380.81	-	-	-	-	-
Advice to Debit Account	1,658,006.35	3,950,669.93	-	-	5,608,676.28	-	-	-	-	-
Working Fund for FAPS	-	-	-	-	-	-	-	-	-	-
Disbursement Ceiling (CDC)	-	-	-	-	-	-	-	-	-	-
<b>TOTAL CASH DISBURSEMENTS</b>	92,030,651.11	107,666,679.29	400.00	-	199,697,730.40	-	10,624.00	-	-	10,624.00
<b>NON-CASH DISBURSEMENTS</b>	5,247,338.94	8,414,775.09	-	-	13,662,114.03	-	176.00	-	-	176.00
Tax Remittance Advices Issued (TRA)	5,247,338.94	8,414,775.09	-	-	13,662,114.03	-	176.00	-	-	176.00
Non-Cash Availment Authority (NCAA)	-	-	-	-	-	-	-	-	-	-
Disbursements effected through outright deductions from claims	-	-	-	-	-	-	-	-	-	-
Overpayment of expenses	-	-	-	-	-	-	-	-	-	-
Restitution for loss of government property	-	-	-	-	-	-	-	-	-	-
Liquidated damages and similar claims	-	-	-	-	-	-	-	-	-	-
Others (TEF,BTr-Documentary Stamp Tax, etc.)	-	-	-	-	-	-	-	-	-	-
<b>TOTAL NON-CASH DISBURSEMENTS</b>	5,247,338.94	8,414,775.09	-	-	13,662,114.03	-	176.00	-	-	176.00
<b>GRAND TOTAL</b>	97,277,990.05	116,081,454.38	400.00	-	213,359,844.43	-	10,800.00	-	-	10,800.00

**SUMMARY**

Particulars (1)	Previous Report (2)	Current Month (3)	As of Date (4)
Total Disbursement Authorities Received	5,163,718,687.38	417,079,592.83	5,580,798,280.21
NCA	1,246,913,000.00	130,009,000.00	1,376,922,000.00
NTA	3,761,540,933.75	273,404,788.08	4,034,945,721.83
Working Fund	-	-	-
TRA	155,264,753.64	13,665,804.75	168,930,558.39
CDC	-	-	-
NCAA	-	-	-
Less: Notice of Transfer Allocation (NTA) issued*	236,732,888.06	7,215,554.17	243,948,442.23
Total Disbursements Authorities Available	4,926,985,799.32	409,864,038.66	5,336,849,837.98
Less:	-	-	-
Lapsed NCA	4,937,568.49	-	4,937,568.49
Disbursements	4,772,322,184.64	243,702,297.48	5,016,024,482.12
Less: Other Non-Cash Disbursements	-	-	-
Disbursements effected through outright deductions from claims	-	-	-
Overpayment of expenses	-	-	-
Restitution for loss of government property	-	-	-
Liquidated damages and similar claims	-	-	-
Others (TEF,BTr-Documentary Stamp Tax, etc.)	-	-	-
Add/Less: Adjustments (e.g. cancelled/staled checks)	180,941.39	-	180,941.39
Balance of Disbursements Authorities to date	149,906,987.59	166,161,741.18	316,068,728.77
Total Disbursements Program	4,927,166,740.71	409,864,038.66	5,337,030,779.37
Less: Actual Disbursements	4,772,322,184.64	243,702,297.48	5,016,024,482.12
(Over)/Under spending	154,844,556.08	166,161,741.18	321,006,297.26

Department : National Economic and Development Authority (NEDA)  
 Agency : Philippine Statistics Authority  
 Operating Unit : Consolidated Regional Statistical Services Office  
 Organization Code (UACS) : 24 000 0100000  
 Fund Cluster : 01 - Regular Agency Fund

Particulars (1)	PRIOR YEAR'S BUDGET						SUB-TOTAL 18=(6+17)	TRUST LIABILITIES				GRAND TOTAL					Remarks (28)
	CURRENT YEARS ACCOUNTS PAYABLE					TOTAL 17=(11+16)		PS (19)	MOOE (20)	CO (21)	TOTAL (19+20+21)	PS (23)	MOOE (24)	FinEx (25)	CO (26)	TOTAL 27=(23+24+25+26)	
	PS (12)	MOOE (13)	FinEx (14)	CO (15)	Sub-Total 16=(12+13+14+15)												
CASH DISBURSEMENTS	-	30,328,138.33	-	-	30,328,138.33	30,338,762.33	230,036,492.73	-	-	-	-	92,030,651.11	138,005,441.62	400.00	-	230,036,492.73	
Notice of Cash Allocations	-	30,264,043.91	-	-	30,264,043.91	30,274,667.91	208,639,341.22	-	-	-	-	88,492,272.39	120,146,668.83	400.00	-	208,639,341.22	
MDS Checks Issued	-	30,022,090.21	-	-	30,022,090.21	30,032,714.21	72,222,058.23	-	-	-	-	13,133,893.08	59,087,765.15	400.00	-	72,222,058.23	
Advice to Debit Account	-	241,953.70	-	-	241,953.70	241,953.70	136,417,282.99	-	-	-	-	75,358,379.31	61,058,903.68	-	-	136,417,282.99	
Notice of Transfer Allocations (NTA)	-	64,094.42	-	-	64,094.42	64,094.42	21,397,151.51	-	-	-	-	3,536,376.72	17,858,772.79	-	-	21,397,151.51	
MDS Checks Issued	-	64,094.42	-	-	64,094.42	64,094.42	15,788,475.23	-	-	-	-	1,880,372.37	13,908,102.86	-	-	15,788,475.23	
Advice to Debit Account	-	-	-	-	-	-	5,608,676.28	-	-	-	-	1,658,008.35	3,950,669.93	-	-	5,608,676.28	
King Fund for FAPS	-	-	-	-	-	-	-	-	-	-	-	-	-	-	-	-	
Disbursement Ceiling (CDC)	-	-	-	-	-	-	-	-	-	-	-	-	-	-	-	-	
TOTAL CASH DISBURSEMENTS	-	30,328,138.33	-	-	30,328,138.33	30,338,762.33	230,036,492.73	-	-	-	-	92,030,651.11	138,005,441.62	400.00	-	230,036,492.73	
NON-CASH DISBURSEMENTS	-	3,514.72	-	-	3,514.72	3,690.72	13,665,804.75	-	-	-	-	5,247,338.94	8,418,465.81	-	-	13,665,804.75	
Tax Remittance Advices Issued (TRA)	-	3,514.72	-	-	3,514.72	3,690.72	13,665,804.75	-	-	-	-	5,247,338.94	8,418,465.81	-	-	13,665,804.75	
Non-Cash Availment Authority (NCAA)	-	-	-	-	-	-	-	-	-	-	-	-	-	-	-	-	
Disbursements effected through outright deductions from claims	-	-	-	-	-	-	-	-	-	-	-	-	-	-	-	-	
Overpayment of expenses	-	-	-	-	-	-	-	-	-	-	-	-	-	-	-	-	
Restitution for loss of government property	-	-	-	-	-	-	-	-	-	-	-	-	-	-	-	-	
Liquidated damages and similar claims	-	-	-	-	-	-	-	-	-	-	-	-	-	-	-	-	
Others (TEF, BTr-Documentary Stamp Tax, etc.)	-	-	-	-	-	-	-	-	-	-	-	-	-	-	-	-	
TOTAL NON-CASH DISBURSEMENTS	-	3,514.72	-	-	3,514.72	3,690.72	13,665,804.75	-	-	-	-	5,247,338.94	8,418,465.81	-	-	13,665,804.75	
GRAND TOTAL	-	30,331,653.05	-	-	30,331,653.05	30,342,453.05	243,702,297.48	-	-	-	-	97,277,990.05	146,423,907.43	400.00	-	243,702,297.48	

Certified Correct:

*Mari Celeste D. Balanza*  
**MARIA CELESTE D. BALANZA**  
 Accounting Division  
 Officer-in-Charge

Recommending Approval:

*Socrates L. Ramores*  
**SOCRATES L. RAMORES**  
 Assistant National Statistician  
 Finance and Administrative Services


Approved by:

*Rosalinda P. Bautista*  
**ROSALINDA P. BAUTISTA**  
 Assistant Secretary  
 CLAIRE DENNIS S. MAPA, Ph.D.  
 Undersecretary  
 National Statistician and Civil Registrar General

**MONTHLY REPORT OF DISBURSEMENTS**  
For the month of November 2021

FAR no. 4

Department : National Economic and Development Authority (NEDA)  
Agency : Philippine Statistics Authority  
Operating Unit : All  
Organization Code (UACS) : 24 008 0100000  
Fund Cluster : 01 - Regular Agency Fund



Particulars (1)	CURRENT YEAR'S BUDGET					PRIOR YEAR'S BUDGET				
	PS	MOOE	FinEx	CO	TOTAL	PRIOR YEAR'S ACCOUNTS PAYABLE				
	(2)	(3)	(4)	(5)	6=(2+3+4+5)	PS	MOOE	FinEx	CO	Sub-Total
	(7)	(8)	(9)	(10)	11=(7+8+9+10)					
<b>CASH DISBURSEMENTS</b>	173,244,940.34	349,908,422.12	400.00	11,977,928.57	535,131,691.03	-	1,279,624.00	-	65,820,144.40	67,099,768.40
Notice of Cash Allocations	169,706,561.62	332,113,743.75	400.00	11,977,928.57	513,798,633.94	-	1,279,624.00	-	65,820,144.40	67,099,768.40
MDS Checks Issued	15,253,046.12	224,077,268.12	400.00	-	239,330,714.24	-	10,624.00	-	37,196,898.24	37,207,522.24
Advice to Debit Account	154,453,515.50	108,036,475.63	-	11,977,928.57	274,467,919.70	-	1,269,000.00	-	28,623,246.16	29,892,246.16
Notice of Transfer Allocations (NTA)	3,538,378.72	17,794,678.37	-	-	21,333,057.09	-	-	-	-	-
MDS Checks Issued	1,880,372.37	13,844,008.44	-	-	15,724,380.81	-	-	-	-	-
Advice to Debit Account	1,658,006.35	3,950,669.93	-	-	5,608,676.28	-	-	-	-	-
Working Fund for FAPS	-	-	-	-	-	-	-	-	-	-
Disbursement Ceiling (CDC)	-	-	-	-	-	-	-	-	-	-
<b>TOTAL CASH DISBURSEMENTS</b>	173,244,940.34	349,908,422.12	400.00	11,977,928.57	535,131,691.03	-	1,279,624.00	-	65,820,144.40	67,099,768.40
<b>NON-CASH DISBURSEMENTS</b>	8,496,007.57	9,258,427.03	-	-	17,754,434.60	-	176.00	-	-	176.00
Tax Remittance Advices Issued (TRA)	8,496,007.57	9,258,427.03	-	-	17,754,434.60	-	176.00	-	-	176.00
Non-Cash Availment Authority (NCAA)	-	-	-	-	-	-	-	-	-	-
Disbursements effected through outright deductions from claims	-	-	-	-	-	-	-	-	-	-
Overpayment of expenses	-	-	-	-	-	-	-	-	-	-
Restitution for loss of government property	-	-	-	-	-	-	-	-	-	-
Liquidated damages and similar claims	-	-	-	-	-	-	-	-	-	-
Others (TEF, BTR-Documentary Stamp Tax, etc.)	-	-	-	-	-	-	-	-	-	-
<b>TOTAL NON-CASH DISBURSEMENTS</b>	8,496,007.57	9,258,427.03	-	-	17,754,434.60	-	176.00	-	-	176.00
<b>GRAND TOTAL</b>	181,740,947.91	359,166,849.15	400.00	11,977,928.57	552,886,125.63	-	1,279,800.00	-	65,820,144.40	67,099,944.40

**SUMMARY**

Particulars (1)	Previous Report (2)	Current Month (3)	As of Date (4)
<b>Total Disbursement Authorities Received</b>	12,280,003,235.68	877,162,913.40	13,157,166,149.08
NCA	8,174,618,000.00	586,000,000.00	8,760,618,000.00
NTA	3,761,540,933.75	273,404,788.08	4,034,945,721.83
Working Fund	-	-	-
TRA	343,844,301.93	17,758,125.32	361,602,427.25
CDC	-	-	-
NCAA	-	-	-
Less: Notice of Transfer Allocation (NTA) issued*	3,761,540,933.75	273,404,788.08	4,034,945,721.83
<b>Total Disbursements Authorities Available</b>	8,518,462,301.93	603,758,125.32	9,122,220,427.25
Less:	-	-	-
Lapsed NCA	290,138,602.41	-	290,138,602.41
Disbursements	6,918,696,470.79	650,317,723.08	7,569,014,193.87
Less: Other Non-Cash Disbursements	-	-	-
Disbursements effected through outright deductions from claims	-	-	-
Overpayment of expenses	-	-	-
Restitution for loss of government property	-	-	-
Liquidated damages and similar claims	-	-	-
Others (TEF, BTR-Documentary Stamp Tax, etc.)	-	-	-
Add/Less: Adjustments (e.g. cancelled/staled checks)	180,941.39	-	180,941.39
<b>Balance of Disbursements Authorities to date</b>	1,309,808,170.13	(46,559,597.76)	1,263,248,572.37
<b>Total Disbursements Program</b>	8,518,643,243.32	603,758,125.32	9,122,401,368.64
Less: Actual Disbursements	6,918,696,470.79	650,317,723.08	7,569,014,193.87
<b>(Over)/Under spending</b>	1,599,946,772.54	(46,559,597.76)	1,553,387,174.78

Department : National Economic and Development Authority (NEDA)  
 Agency : Philippine Statistics Authority  
 Operating Unit : All  
 Organization Code (UACS) : 24 008 0100000  
 Fund Cluster : 01 - Regular Agency Fund

Particulars (1)	PRIOR YEAR'S BUDGET						SUB-TOTAL 18=(6+17)	TRUST LIABILITIES				GRAND TOTAL					Remarks (28)
	CURRENT YEARS ACCOUNTS PAYABLE					TOTAL 17=(11+16)		PS (19)	MOOE (20)	CO (21)	TOTAL (19+20+21)	PS (23)	MOOE (24)	FinEx (25)	CO (26)	TOTAL 27=(23+24+25+26)	
	PS (12)	MOOE (13)	FinEx (14)	CO (15)	Sub-Total 16=(12+13+14+15)												
<b>CASH DISBURSEMENTS</b>	-	30,328,138.33	-	-	30,328,138.33	97,427,906.73	632,559,597.76	-	-	-	-	173,244,940.34	381,516,184.45	400.00	77,798,072.97	632,559,597.76	
Notice of Cash Allocations	-	30,264,043.91	-	-	30,264,043.91	97,383,812.31	611,162,446.25	-	-	-	-	169,706,581.62	363,657,411.66	400.00	77,798,072.97	611,162,446.25	
MDS Checks Issued	-	30,022,090.21	-	-	30,022,090.21	67,229,612.45	306,560,326.69	-	-	-	-	15,253,046.12	254,109,982.33	400.00	37,196,898.24	306,560,326.69	
Advice to Debit Account	-	241,953.70	-	-	241,953.70	30,134,199.86	304,602,119.56	-	-	-	-	154,453,515.50	109,547,429.33	-	40,601,174.73	304,602,119.56	
Notice of Transfer Allocations (NTA)	-	64,094.42	-	-	64,094.42	64,094.42	21,397,151.51	-	-	-	-	3,538,378.72	17,858,772.79	-	-	21,397,151.51	
MDS Checks Issued	-	64,094.42	-	-	64,094.42	64,094.42	15,788,475.23	-	-	-	-	1,880,372.37	13,908,102.86	-	-	15,788,475.23	
Advice to Debit Account	-	-	-	-	-	-	5,608,676.28	-	-	-	-	1,658,006.35	3,950,669.93	-	-	5,608,676.28	
Working Fund for FAPS	-	-	-	-	-	-	-	-	-	-	-	-	-	-	-	-	
Disbursement Ceiling (CDC)	-	-	-	-	-	-	-	-	-	-	-	-	-	-	-	-	
<b>NON-CASH DISBURSEMENTS</b>	-	3,514.72	-	-	3,514.72	3,690.72	17,758,125.32	-	-	-	-	8,496,007.57	9,262,117.75	-	-	17,758,125.32	
Tax Remittance Advices Issued (TRA)	-	3,514.72	-	-	3,514.72	3,690.72	17,758,125.32	-	-	-	-	8,496,007.57	9,262,117.75	-	-	17,758,125.32	
Non-Cash Availment Authority (NCAA)	-	-	-	-	-	-	-	-	-	-	-	-	-	-	-	-	
Disbursements effected through outright deductions from claims	-	-	-	-	-	-	-	-	-	-	-	-	-	-	-	-	
Overpayment of expenses	-	-	-	-	-	-	-	-	-	-	-	-	-	-	-	-	
Restitution for loss of government property	-	-	-	-	-	-	-	-	-	-	-	-	-	-	-	-	
Liquidated damages and similar claims	-	-	-	-	-	-	-	-	-	-	-	-	-	-	-	-	
Others (TEF, BTR, Documentary Stamp Tax, etc.)	-	-	-	-	-	-	-	-	-	-	-	-	-	-	-	-	
<b>TOTAL NON-CASH DISBURSEMENTS</b>	-	3,514.72	-	-	3,514.72	3,690.72	17,758,125.32	-	-	-	-	8,496,007.57	9,262,117.75	-	-	17,758,125.32	
<b>GRAND TOTAL</b>	-	30,331,653.05	-	-	30,331,653.05	97,431,597.45	650,317,723.08	-	-	-	-	181,740,947.91	390,778,302.20	400.00	77,798,072.97	650,317,723.08	

Certified Correct:

*Maria Celeste D. Balanza*  
 MARIA CELESTE D. BALANZA  
 Accounting Division  
 Officer-in-Charge

Recommending Approval:

*Socrates L. Ramores*  
 SOCRATES L. RAMORES  
 Assistant National Statistician  
 Finance and Administrative Services

Approved by:

*Rosalinda P. Bautista*  
 ROSALINDA P. BAUTISTA  
 Assistant Secretary  
 CLAIRE DENNIS S. MAPA, Ph.D.  
 Undersecretary  
 National Statistician and Civil Registrar General