

MONTHLY REPORT OF DISBURSEMENTS
For the month of October 2020

P
 Department : National Economic and Development Authority (NEDA)
 Agency : Philippine Statistics Authority
 Operating Unit : Central Office
 Organization Code (UACS) : 24 008 0100000
 Fund Cluster : 01 - Regular Agency Fund

Particulars (1)	CURRENT YEAR'S BUDGET					PRIOR YEAR'S BUDGET				
	PS	MOOE	FinEx	CO	TOTAL	PRIOR YEAR'S ACCOUNTS PAYABLE				
	(2)	(3)	(4)	(5)	6=(2+3+4+5)	PS (7)	MOOE (8)	FinEx (9)	CO (10)	Sub-Total 11=(7+8+9+10)
CASH DISBURSEMENTS	30,676,739.58	35,023,354.41	-	96,077,571.12	161,777,665.11	-	214,239,704.20	-	-	214,239,704.20
Notice of Cash Allocations	30,676,739.58	35,023,354.41	-	96,077,571.12	161,777,665.11	-	214,239,704.20	-	-	214,239,704.20
MDS Checks Issued	6,684,113.85	4,353,451.30	-	-	11,037,565.15	-	-	-	-	-
Advice to Debit Account	23,992,625.73	30,669,903.11	-	96,077,571.12	150,740,099.96	-	214,239,704.20	-	-	214,239,704.20
Notice of Transfer Allocations (NTA)	-	-	-	-	-	-	-	-	-	-
MDS Checks Issued	-	-	-	-	-	-	-	-	-	-
Advice to Debit Account	-	-	-	-	-	-	-	-	-	-
Working Fund for FAPS	-	-	-	-	-	-	-	-	-	-
Cash Disbursement Ceiling (CDC)	-	-	-	-	-	-	-	-	-	-
TOTAL CASH DISBURSEMENTS	30,676,739.58	35,023,354.41	-	96,077,571.12	161,777,665.11	-	214,239,704.20	-	-	214,239,704.20
NON-CASH DISBURSEMENTS	-	-	-	-	-	-	-	-	-	-
Tax Remittance Advices Issued (TRA)	-	-	-	-	-	-	-	-	-	-
Non-Cash Availment Authority (NCAA)	-	-	-	-	-	-	-	-	-	-
Disbursements effected through outright deductions from claims	-	-	-	-	-	-	-	-	-	-
Overpayment of expenses	-	-	-	-	-	-	-	-	-	-
Restitution for loss of government property	-	-	-	-	-	-	-	-	-	-
Liquidated damages and similar claims	-	-	-	-	-	-	-	-	-	-
Others (TEF,BTr-Documentary Stamp Tax, etc.)	-	-	-	-	-	-	-	-	-	-
TOTAL NON-CASH DISBURSEMENTS	-	-	-	-	-	-	-	-	-	-
GRAND TOTAL	30,676,739.58	35,023,354.41	-	96,077,571.12	161,777,665.11	-	214,239,704.20	-	-	214,239,704.20

SUMMARY

Particulars (1)	Previous Report (2)	Current Month (3)	As of Date (4)
Total Disbursement Authorities Received	5,492,338,947.93	3,820,236,416.00	9,312,575,363.93
NCA	5,401,484,544.00	3,820,236,416.00	9,221,720,960.00
NTA	-	-	-
Working Fund	-	-	-
TRA	90,854,403.93	-	90,854,403.93
CDC	-	-	-
NCAA	-	-	-
Less: Notice of Transfer Allocation (NTA) issued*	1,958,428,994.78	2,618,888,971.63	4,577,317,966.41
Total Disbursements Authorities Available	3,533,909,953.15	1,201,347,444.37	4,735,257,397.52
Less:	-	-	-
Lapsed NCA	2,090,212,397.51	-	2,090,212,397.51
Disbursements	1,443,697,555.64	376,017,369.31	1,819,714,924.95
Less: Other Non-Cash Disbursements	-	-	-
Disbursements effected through outright deductions from claims	-	-	-
Others (TEF,BTr-Documentary Stamp Tax, etc.)	-	-	-
Add/Less: Adjustments (e.g. cancelled/staled checks)	-	-	-
Balance of Disbursements Authorities to date	-	825,330,075.06	825,330,075.06
Total Disbursements Program	3,533,909,953.15	1,201,347,444.37	4,735,257,397.52
Less: Actual Disbursements	1,443,697,555.64	376,017,369.31	1,819,714,924.95
(Over)/Under spending	2,090,212,397.51	825,330,075.06	2,915,542,472.57

Department : National Economic and Development Authority (NEDA)
 Agency : Philippine Statistics Authority
 Operating Unit : Central Office
 Organization Code (UACS) : 24 006 0100000
 Fund Cluster : 01 - Regular Agency Fund

Particulars (1)	PRIOR YEAR'S BUDGET						SUB-TOTAL 18=(6+17)	TRUST LIABILITIES				GRAND TOTAL					Remarks (28)
	CURRENT YEARS ACCOUNTS PAYABLE					TOTAL 17=(11+16)		PS (19)	MOOE (20)	CO (21)	TOTAL (19+20+21)	PS (23)	MOOE (24)	FinEx (25)	CO (26)	TOTAL 27=(23+24+25+26)	
	PS (12)	MOOE (13)	FinEx (14)	CO (15)	Sub-Total (12+13+14+15)												
CASH DISBURSEMENTS	-	-	-	-	-	214,239,704.20	376,017,369.31	-	-	-	-	30,876,739.58	249,263,058.61	-	96,077,571.12	376,017,369.31	
Notice of Cash Allocations	-	-	-	-	-	214,239,704.20	376,017,369.31	-	-	-	-	30,876,739.58	249,263,058.61	-	96,077,571.12	376,017,369.31	
MDS Checks Issued	-	-	-	-	-	-	11,037,565.15	-	-	-	-	6,684,113.85	4,353,451.30	-	-	11,037,565.15	
Advice to Debit Account	-	-	-	-	-	214,239,704.20	364,979,804.16	-	-	-	-	23,992,625.73	244,909,807.31	-	96,077,571.12	364,979,804.16	
Notice of Transfer Allocations (NTA)	-	-	-	-	-	-	-	-	-	-	-	-	-	-	-	-	
MDS Checks Issued	-	-	-	-	-	-	-	-	-	-	-	-	-	-	-	-	
Advice to Debit Account	-	-	-	-	-	-	-	-	-	-	-	-	-	-	-	-	
Working Fund for FAPS	-	-	-	-	-	-	-	-	-	-	-	-	-	-	-	-	
Cash Disbursement Ceiling (CDC)	-	-	-	-	-	-	-	-	-	-	-	-	-	-	-	-	
TOTAL CASH DISBURSEMENTS	-	-	-	-	-	214,239,704.20	376,017,369.31	-	-	-	-	30,876,739.58	249,263,058.61	-	96,077,571.12	376,017,369.31	
NON-CASH DISBURSEMENTS	-	-	-	-	-	-	-	-	-	-	-	-	-	-	-	-	
Tax Remittance Advices Issued (TRA)	-	-	-	-	-	-	-	-	-	-	-	-	-	-	-	-	
Non-Cash Availment Authority (NCAA)	-	-	-	-	-	-	-	-	-	-	-	-	-	-	-	-	
Disbursements effected through outright deductions from claims	-	-	-	-	-	-	-	-	-	-	-	-	-	-	-	-	
Overpayment of expenses	-	-	-	-	-	-	-	-	-	-	-	-	-	-	-	-	
Restitution for loss of government property	-	-	-	-	-	-	-	-	-	-	-	-	-	-	-	-	
Liquidated damages and similar claims	-	-	-	-	-	-	-	-	-	-	-	-	-	-	-	-	
Others (TEF,BTr-Documentary Stamp Tax, etc.)	-	-	-	-	-	-	-	-	-	-	-	-	-	-	-	-	
TOTAL NON-CASH DISBURSEMENTS	-	-	-	-	-	-	-	-	-	-	-	-	-	-	-	-	
GRAND TOTAL	-	-	-	-	-	214,239,704.20	376,017,369.31	-	-	-	-	30,876,739.58	249,263,058.61	-	96,077,571.12	376,017,369.31	

Certified Correct:

Maria Celeste D.L. Balanza

MARIA CELESTE D.L. BALANZA
 Accounting Division
 Officer-in-Charge

Recommending Approval:

Socrates L. Ramores

SOCRATES L. RAMORES
 Assistant National Statistician
 Finance and Administrative Services

Approved by:

Rosalinda P. Bautista

ROSALINDA P. BAUTISTA
 Assistant Secretary
 CLAIRE DENNIS S. MAPA, Ph.D.
 Undersecretary
 National Statistician and Civil Registrar General

MONTHLY REPORT OF DISBURSEMENTS
For the month of October 2020

Department : National Economic and Development Authority (NEDA)
 Agency : Philippine Statistics Authority
 Operating Unit : Consolidated Regional Statistical Services Office
 Organization Code (UACS) : 24 008 0100000
 Fund Cluster : 01 - Regular Agency Fund

Particulars (1)	CURRENT YEAR'S BUDGET					PRIOR YEAR'S BUDGET				
	PS (2)	MOOE (3)	FinEx (4)	CO (5)	TOTAL 6=(2+3+4+5)	PRIOR YEAR'S ACCOUNTS PAYABLE				Sub-Total 11=(7+8+9+10)
						PS (7)	MOOE (8)	FinEx (9)	CO (10)	
CASH DISBURSEMENTS	57,214,566.70	909,258,762.99	1,600.00	-	966,474,929.69	-	114,408.43	-	-	114,408.43
Notice of Cash Allocations	55,706,106.13	881,960,352.84	1,600.00	-	937,668,058.97	-	-	-	-	-
MDS Checks Issued	7,124,042.47	164,104,217.14	1,600.00	-	171,229,859.61	-	-	-	-	-
Advice to Debit Account	48,582,063.66	717,856,135.70	-	-	766,438,199.36	-	-	-	-	-
Notice of Transfer Allocations (NTA)	1,508,460.57	27,298,410.15	-	-	28,806,870.72	-	114,408.43	-	-	114,408.43
MDS Checks Issued	877,090.65	24,417,952.87	-	-	25,295,043.52	-	114,408.43	-	-	114,408.43
Advice to Debit Account	631,369.92	2,880,457.28	-	-	3,511,827.20	-	-	-	-	-
Working Fund for FAPS	-	-	-	-	-	-	-	-	-	-
Cash Disbursement Ceiling (CDC)	-	-	-	-	-	-	-	-	-	-
TOTAL CASH DISBURSEMENTS	57,214,566.70	909,258,762.99	1,600.00	-	966,474,929.69	-	114,408.43	-	-	114,408.43
NON-CASH DISBURSEMENTS	4,032,450.17	19,918,570.89	-	9,575.35	23,960,596.41	-	-	-	-	-
Tax Remittance Advices Issued (TRA)	4,032,450.17	19,918,570.89	-	9,575.35	23,960,596.41	-	-	-	-	-
Non-Cash Availment Authority (NCAA)	-	-	-	-	-	-	-	-	-	-
Disbursements effected through outright deductions from claims	-	-	-	-	-	-	-	-	-	-
Overpayment of expenses	-	-	-	-	-	-	-	-	-	-
Restitution for loss of government property	-	-	-	-	-	-	-	-	-	-
Liquidated damages and similar claims	-	-	-	-	-	-	-	-	-	-
Others (TEF,BTr-Documentary Stamp Tax, etc.)	-	-	-	-	-	-	-	-	-	-
TOTAL NON-CASH DISBURSEMENTS	4,032,450.17	19,918,570.89	-	9,575.35	23,960,596.41	-	-	-	-	-
GRAND TOTAL	61,247,016.87	929,177,333.88	1,600.00	9,575.35	990,435,526.10	-	114,408.43	-	-	114,408.43

SUMMARY

Particulars (1)	Previous Report (2)	Current Month (3)	As of Date (4)
Total Disbursement Authorities Received	3,228,331,899.20	3,039,575,883.76	6,267,907,782.96
NCA	1,070,162,655.00	355,095,000.00	1,425,257,655.00
NTA	2,075,130,031.99	2,660,225,857.48	4,735,355,889.47
Working Fund	-	-	-
TRA	83,039,212.21	24,255,026.28	107,294,238.49
CDC	-	-	-
NCAA	-	-	-
Less: Notice of Transfer Allocation (NTA) issued*	116,701,037.21	41,336,885.85	158,037,923.06
Total Disbursements Authorities Available	3,111,630,861.99	2,998,238,997.91	6,109,869,859.90
Less:	-	-	-
Lapsed NCA	542,847.32	17,603.57	560,450.89
Disbursements	3,072,595,690.79	997,814,191.92	4,070,409,882.71
Less: Other Non-Cash Disbursements	-	-	-
Disbursements effected through outright deductions from claims	-	-	-
Overpayment of expenses	-	-	-
Restitution for loss of government property	-	-	-
Liquidated damages and similar claims	-	-	-
Others (TEF,BTr-Documentary Stamp Tax, etc.)	-	-	-
Add/Less: Adjustments (e.g. cancelled/staled checks)	380,725.42	-	380,725.42
Balance of Disbursements Authorities to date	38,873,049.30	2,000,407,202.42	2,039,280,251.72
Total Disbursements Program	3,112,011,587.41	2,998,238,997.91	6,110,250,585.32
Less: Actual Disbursements	3,072,595,690.79	997,814,191.92	4,070,409,882.71
(Over)/Under spending	39,415,896.62	2,000,424,805.99	2,039,840,702.61

Department : National Economic and Development Authority (NEDA)
 Agency : Philippine Statistics Authority
 Operating Unit : Consolidated Regional Statistical Services Office
 Organization Code (UACS) : 24 006 0100000
 Fund Cluster : 01 - Regular Agency Fund

Particulars (1)	PRIOR YEAR'S BUDGET						SUB-TOTAL 18=(6+17)	TRUST LIABILITIES				GRAND TOTAL					Remarks (28)
	CURRENT YEARS ACCOUNTS PAYABLE					TOTAL 17=(11+18)		PS (19)	MOOE (20)	CO (21)	TOTAL =(19+20+21)	PS (23)	MOOE (24)	FinEx (25)	CO (26)	TOTAL 27=(23+24+25+26)	
	PS (12)	MOOE (13)	FinEx (14)	CO (15)	Sub-Total 16=(12+13+14+15)												
CASH DISBURSEMENTS	-	6,989,827.52	-	-	6,989,827.52	7,084,235.95	973,559,185.64	-	-	-	-	57,214,566.70	916,342,998.94	1,600.00	-	973,559,185.64	
Notice of Cash Allocations	-	4,664,497.09	-	-	4,664,497.09	4,664,497.09	942,332,556.06	-	-	-	-	55,706,106.13	886,624,849.93	1,600.00	-	942,332,556.06	
MDS Checks Issued	-	601,589.33	-	-	601,589.33	601,589.33	171,831,448.94	-	-	-	-	7,124,042.47	164,705,806.47	1,600.00	-	171,831,448.94	
Advice to Debit Account	-	4,062,907.76	-	-	4,062,907.76	4,062,907.76	770,501,107.12	-	-	-	-	48,582,063.66	721,919,043.46	-	-	770,501,107.12	
Notice of Transfer Allocations (NTA)	-	2,305,330.43	-	-	2,305,330.43	2,419,738.86	31,226,609.58	-	-	-	-	1,506,460.57	29,718,149.01	-	-	31,226,609.58	
MDS Checks Issued	-	2,164,949.36	-	-	2,164,949.36	2,279,357.79	27,574,401.31	-	-	-	-	877,090.65	26,697,310.66	-	-	27,574,401.31	
Advice to Debit Account	-	140,381.07	-	-	140,381.07	140,381.07	3,652,208.27	-	-	-	-	631,369.92	3,020,838.35	-	-	3,652,208.27	
Working Fund for FAPS	-	-	-	-	-	-	-	-	-	-	-	-	-	-	-	-	
Cash Disbursement Ceiling (CDC)	-	-	-	-	-	-	-	-	-	-	-	-	-	-	-	-	
TOTAL CASH DISBURSEMENTS	-	6,989,827.52	-	-	6,989,827.52	7,084,235.95	973,559,185.64	-	-	-	-	57,214,566.70	916,342,998.94	1,600.00	-	973,559,185.64	
NON-CASH DISBURSEMENTS	-	294,429.87	-	-	294,429.87	294,429.87	24,255,026.28	-	-	-	-	4,032,450.17	20,213,000.76	-	9,575.35	24,255,026.28	
Tax Remittance Advices Issued (TRA)	-	294,429.87	-	-	294,429.87	294,429.87	24,255,026.28	-	-	-	-	4,032,450.17	20,213,000.76	-	9,575.35	24,255,026.28	
Non-Cash Availment Authority (NCAA)	-	-	-	-	-	-	-	-	-	-	-	-	-	-	-	-	
Disbursements effected through outright deductions from claims	-	-	-	-	-	-	-	-	-	-	-	-	-	-	-	-	
Overpayment of expenses	-	-	-	-	-	-	-	-	-	-	-	-	-	-	-	-	
Restitution for loss of government property	-	-	-	-	-	-	-	-	-	-	-	-	-	-	-	-	
Liquidated damages and similar claims	-	-	-	-	-	-	-	-	-	-	-	-	-	-	-	-	
Others (TEF,BTr-Documentary Stamp Tax, etc.)	-	-	-	-	-	-	-	-	-	-	-	-	-	-	-	-	
TOTAL NON-CASH DISBURSEMENTS	-	294,429.87	-	-	294,429.87	294,429.87	24,255,026.28	-	-	-	-	4,032,450.17	20,213,000.76	-	9,575.35	24,255,026.28	
GRAND TOTAL	-	7,284,257.39	-	-	7,284,257.39	7,378,665.82	997,814,191.92	-	-	-	-	61,247,016.87	936,555,999.70	1,600.00	9,575.35	997,814,191.92	


Certified Correct:


 MARIA CELESTE D.L. BALANZA
 Accounting Division
 Officer-in-Charge

Recommending Approval:


 SOCRATES L. RAMORES
 Assistant National Statistician
 Finance and Administrative Services

Approved by:


 ROSALINDA P. BAWIE
 Assistant Secretary
 CLAIRE DENNIS S. MAPA, Ph.D.
 Undersecretary
 National Statistician and Civil Registrar General

MONTHLY REPORT OF DISBURSEMENTS
For the month of October 2020

Department : National Economic and Development Authority (NEDA)
 Agency : Philippine Statistics Authority
 Operating Unit : All
 Organization Code (UACS) : 24 008 0100000
 Fund Cluster : 01 - Regular Agency Fund

Particulars (1)	CURRENT YEAR'S BUDGET					PRIOR YEAR'S BUDGET				
	PS	MOOE	FinEx	CO	TOTAL	PRIOR YEAR'S ACCOUNTS PAYABLE				
	(2)	(3)	(4)	(5)	6=(2+3+4+5)	PS	MOOE	FinEx	CO	Sub-Total 11=(7+8+9+10)
CASH DISBURSEMENTS	87,891,306.28	944,282,117.40	1,600.00	96,077,571.12	1,128,252,594.80	-	214,354,112.63	-	-	214,354,112.63
Notice of Cash Allocations	86,382,845.71	916,983,707.25	1,600.00	96,077,571.12	1,099,445,724.08	-	214,239,704.20	-	-	214,239,704.20
MDS Checks Issued	13,808,156.32	168,457,668.44	1,600.00	-	182,267,424.76	-	-	-	-	-
Advice to Debit Account	72,574,689.39	748,526,038.81	-	96,077,571.12	917,178,299.32	-	214,239,704.20	-	-	214,239,704.20
Notice of Transfer Allocations (NTA)	1,508,460.57	27,298,410.15	-	-	28,806,870.72	-	114,408.43	-	-	114,408.43
MDS Checks Issued	877,090.65	24,417,952.87	-	-	25,295,043.52	-	114,408.43	-	-	114,408.43
Advice to Debit Account	631,369.92	2,880,457.28	-	-	3,511,827.20	-	-	-	-	-
Working Fund for FAPS	-	-	-	-	-	-	-	-	-	-
Cash Disbursement Ceiling (CDC)	-	-	-	-	-	-	-	-	-	-
TOTAL CASH DISBURSEMENTS	87,891,306.28	944,282,117.40	1,600.00	96,077,571.12	1,128,252,594.80	-	214,354,112.63	-	-	214,354,112.63
NON-CASH DISBURSEMENTS	4,032,450.17	19,918,570.89	-	9,575.35	23,960,596.41	-	-	-	-	-
Tax Remittance Advices Issued (TRA)	4,032,450.17	19,918,570.89	-	9,575.35	23,960,596.41	-	-	-	-	-
Non-Cash Availment Authority (NCAA)	-	-	-	-	-	-	-	-	-	-
Disbursements effected through outright deductions from claims	-	-	-	-	-	-	-	-	-	-
Overpayment of expenses	-	-	-	-	-	-	-	-	-	-
Restitution for loss of government property	-	-	-	-	-	-	-	-	-	-
Liquidated damages and similar claims	-	-	-	-	-	-	-	-	-	-
Others (TEF,BTr-Documentary Stamp Tax, etc.)	-	-	-	-	-	-	-	-	-	-
TOTAL NON-CASH DISBURSEMENTS	4,032,450.17	19,918,570.89	-	9,575.35	23,960,596.41	-	-	-	-	-
GRAND TOTAL	91,923,756.45	964,200,688.29	1,600.00	96,087,146.47	1,152,213,191.21	-	214,354,112.63	-	-	214,354,112.63

SUMMARY

Particulars (1)	Previous Report (2)	Current Month (3)	As of Date (4)
Total Disbursement Authorities Received	8,720,670,847.13	6,859,812,299.76	15,580,483,146.89
NCA	6,471,647,199.00	4,175,331,416.00	10,646,978,615.00
NTA	2,075,130,031.99	2,660,225,857.48	4,735,355,889.47
Working Fund	-	-	-
TRA	173,893,616.14	24,255,026.28	198,148,642.42
CDC	-	-	-
NCAA	-	-	-
Less: Notice of Transfer Allocation (NTA) issued*	2,075,130,031.99	2,660,225,857.48	4,735,355,889.47
Total Disbursements Authorities Available	6,645,540,815.14	4,199,586,442.28	10,845,127,257.42
Less:	-	-	-
Lapsed NCA	2,090,755,244.83	17,603.57	2,090,772,848.40
Disbursements	4,516,293,246.43	1,373,831,561.23	5,890,124,807.66
Less: Other Non-Cash Disbursements	-	-	-
Disbursements effected through outright deductions from claims	-	-	-
Overpayment of expenses	-	-	-
Restitution for loss of government property	-	-	-
Liquidated damages and similar claims	-	-	-
Others (TEF,BTr-Documentary Stamp Tax, etc.)	-	-	-
Add/Less: Adjustments (e.g. cancelled/staled checks)	380,725.42	-	380,725.42
Balance of Disbursements Authorities to date	38,873,049.30	2,825,737,277.48	2,864,610,326.78
Total Disbursements Program	6,645,921,540.56	4,199,586,442.28	10,845,507,982.84
Less: Actual Disbursements	4,516,293,246.43	1,373,831,561.23	5,890,124,807.66
(Over)/Under spending	2,129,628,294.13	2,825,754,881.05	4,955,383,175.18


Department : National Economic and Development Authority (NEDA)
 Agency : Philippine Statistics Authority
 Operating Unit : All
 Organization Code (UACS) : 24 008 0100000
 Fund Cluster : 01 - Regular Agency Fund

Particulars (1)	PRIOR YEAR'S BUDGET						SUB-TOTAL (18)=(6+17)	TRUST LIABILITIES				GRAND TOTAL					Remarks (28)
	CURRENT YEARS ACCOUNTS PAYABLE					TOTAL (17)=(11+16)		PS (19)	MOOE (20)	CO (21)	TOTAL (19+20+21)	PS (23)	MOOE (24)	FinEx (25)	CO (26)	TOTAL (27)=(23+24+25+26)	
	PS (12)	MOOE (13)	FinEx (14)	CO (15)	Sub-Total (16)=(12+13+14+15)												
CASH DISBURSEMENTS	-	6,969,827.52	-	-	6,969,827.52	221,323,940.15	1,349,576,534.95	-	-	-	-	87,891,306.28	1,165,606,057.55	1,600.00	96,077,571.12	1,349,576,534.95	
Notice of Cash Allocations	-	4,664,497.09	-	-	4,664,497.09	218,904,201.29	1,318,349,925.37	-	-	-	-	86,382,845.71	1,135,887,908.54	1,600.00	96,077,571.12	1,318,349,925.37	
MDS Checks Issued	-	601,589.33	-	-	601,589.33	601,589.33	182,869,014.09	-	-	-	-	13,808,156.32	169,059,257.77	1,600.00	-	182,869,014.09	
Advice to Debit Account	-	4,062,907.76	-	-	4,062,907.76	218,302,611.96	1,135,480,911.28	-	-	-	-	72,574,689.39	966,828,650.77	-	96,077,571.12	1,135,480,911.28	
Notice of Transfer Allocations (NTA)	-	2,305,330.43	-	-	2,305,330.43	2,419,738.86	31,226,609.58	-	-	-	-	1,508,460.57	29,718,149.01	-	-	31,226,609.58	
MDS Checks Issued	-	2,164,949.36	-	-	2,164,949.36	2,279,357.79	27,574,401.31	-	-	-	-	877,090.65	26,697,310.66	-	-	27,574,401.31	
Advice to Debit Account	-	140,381.07	-	-	140,381.07	140,381.07	3,652,208.27	-	-	-	-	631,369.92	3,020,838.35	-	-	3,652,208.27	
Working Fund for FAPS	-	-	-	-	-	-	-	-	-	-	-	-	-	-	-	-	
Cash Disbursement Ceiling (CDC)	-	-	-	-	-	-	-	-	-	-	-	-	-	-	-	-	
TOTAL CASH DISBURSEMENTS	-	6,969,827.52	-	-	6,969,827.52	221,323,940.15	1,349,576,534.95	-	-	-	-	87,891,306.28	1,165,606,057.55	1,600.00	96,077,571.12	1,349,576,534.95	
NON-CASH DISBURSEMENTS	-	294,429.87	-	-	294,429.87	294,429.87	24,255,026.28	-	-	-	-	4,032,450.17	20,213,000.76	-	9,575.35	24,255,026.28	
Tax Remittance Advices Issued (TRA)	-	294,429.87	-	-	294,429.87	294,429.87	24,255,026.28	-	-	-	-	4,032,450.17	20,213,000.76	-	9,575.35	24,255,026.28	
Non-Cash Availment Authority (NCAA)	-	-	-	-	-	-	-	-	-	-	-	-	-	-	-	-	
Disbursements effected through outright deductions from claims	-	-	-	-	-	-	-	-	-	-	-	-	-	-	-	-	
Overpayment of expenses	-	-	-	-	-	-	-	-	-	-	-	-	-	-	-	-	
Restitution for loss of government property	-	-	-	-	-	-	-	-	-	-	-	-	-	-	-	-	
Liquidated damages and similar claims	-	-	-	-	-	-	-	-	-	-	-	-	-	-	-	-	
Others (TEF, BTr-Documentary Stamp Tax, etc.)	-	-	-	-	-	-	-	-	-	-	-	-	-	-	-	-	
TOTAL NON-CASH DISBURSEMENTS	-	294,429.87	-	-	294,429.87	294,429.87	24,255,026.28	-	-	-	-	4,032,450.17	20,213,000.76	-	9,575.35	24,255,026.28	
GRAND TOTAL	-	7,264,257.39	-	-	7,264,257.39	221,618,370.02	1,373,831,561.23	-	-	-	-	91,923,756.45	1,185,819,058.31	1,600.00	96,087,146.47	1,373,831,561.23	

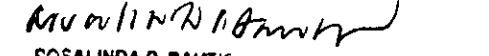
Certified Correct:


 MARIA CELESTE D.L. BALANZA
 Accounting Division
 Officer-in-Charge

Recommending Approval:


 SOCRATES L. RAMORES
 Assistant National Statistician
 Finance and Administrative Services

Approved by:


 ROSALINDA P. BAUTISTA
 Assistant Secretary
 CLAIRE DENNIS S. MAPA, Ph.D.
 Undersecretary
 National Statistician and Civil Registrar General