



In following-up, pls. cite DMS ref #
2023-BA-0031772-E

**REPUBLIC OF THE PHILIPPINES
DEPARTMENT OF BUDGET AND MANAGEMENT
GENERAL SOLANO STREET, SAN MIGUEL, MANILA**

ACKNOWLEDGEMENT RECEIPT

The **DEPARTMENT OF BUDGET AND MANAGEMENT** hereby acknowledges the receipt of your letter/request which has been uploaded to the DBM-Document Management System and routed to the appropriate office/s with the following information:

Sender: Central Office Accounting adcentraloffice2021@gmail.com - EMAIL

Document Title: PSA-MRD FAR No. 4 - February 2023

Document Reference No: 2023-BA-0031772-E

Date and Time Uploaded: Friday, March 10, 2023 5:50:52 PM

Uploaded By: CRD RECEIVING JAYSON CRUZ

Routed To: BMB-A Christine P. Santos


CC:

Total no of pages received: 1 copy and 8 pages

The determination of the completeness of the documentary requirements submitted, if any, is subject to the evaluation of the technical person in charge.

This receipt is system generated and does not require signature.

Received by:



**DOCUMENT
MANAGEMENT
SYSTEM**


MONTHLY REPORT OF DISBURSEMENTS
For the month of February 2023

Department : National Economic and Development Authority (NEDA)
 Agency : Philippine Statistics Authority
 Operating Unit : Central Office
 Organization Code (UACS) : 24 008 0100000
 Fund Cluster : 01 - Regular Agency Fund

Particulars (1)	CURRENT YEAR'S BUDGET					PRIOR YEAR'S BUDGET				
	PS (2)	MOOE (3)	FinEx (4)	CO (5)	TOTAL 6=(2+3+4+5)	PRIOR YEAR'S ACCOUNTS PAYABLE				
						PS (7)	MOOE (8)	FinEx (9)	CO (10)	Sub-Total 11=(7+8+9+10)
CASH DISBURSEMENTS	37,717,229.23	55,069,537.77	-	8,038,630.61	100,825,397.61	1,177,999.66	41,777,682.71	-	218,793,970.81	261,749,653.18
Notice of Cash Allocations	37,717,229.23	55,069,537.77	-	8,038,630.61	100,825,397.61	1,177,999.66	41,777,682.71	-	218,793,970.81	261,749,653.18
MDS Checks Issued	2,923,039.76	24,609,313.70	-	-	27,532,353.46	74,832.11	-	-	215,833,227.96	215,908,060.07
Advice to Debit Account	34,794,189.47	30,460,224.07	-	8,038,630.61	73,293,044.15	1,103,167.55	41,777,682.71	-	2,960,742.85	45,841,593.11
Notice of Transfer Allocations (NTA)	-	-	-	-	-	-	-	-	-	-
MDS Checks Issued	-	-	-	-	-	-	-	-	-	-
Advice to Debit Account	-	-	-	-	-	-	-	-	-	-
Working Fund for FAPS	-	-	-	-	-	-	-	-	-	-
Cash Disbursement Ceiling (CDC)	-	-	-	-	-	-	-	-	-	-
TOTAL CASH DISBURSEMENTS	37,717,229.23	55,069,537.77	-	8,038,630.61	100,825,397.61	1,177,999.66	41,777,682.71	-	218,793,970.81	261,749,653.18
NON-CASH DISBURSEMENTS	1,980,587.41	4,403,445.33	-	-	6,384,032.74	-	-	-	-	-
Tax Remittance Advices Issued (TRA)	1,980,587.41	4,403,445.33	-	-	6,384,032.74	-	-	-	-	-
Non-Cash Availment Authority (NCAA)	-	-	-	-	-	-	-	-	-	-
Disbursements effected through outright deductions from claims	-	-	-	-	-	-	-	-	-	-
Overpayment of expenses	-	-	-	-	-	-	-	-	-	-
Restitution for loss of government property	-	-	-	-	-	-	-	-	-	-
Liquidated damages and similar claims	-	-	-	-	-	-	-	-	-	-
Others (TEF,BTr-Documentary Stamp Tax, etc.)	-	-	-	-	-	-	-	-	-	-
TOTAL NON-CASH DISBURSEMENTS	1,980,587.41	4,403,445.33	-	-	6,384,032.74	-	-	-	-	-
GRAND TOTAL	39,697,816.64	59,472,983.10	-	8,038,630.61	107,209,430.35	1,177,999.66	41,777,682.71	-	218,793,970.81	261,749,653.18

SUMMARY

Particulars (1)	Previous Report (2)	Current Month (3)	As of Date (4)
Total Disbursement Authorities Received	386,522,900.94	431,943,032.74	818,465,933.68
NCA	327,202,000.00	425,559,000.00	752,761,000.00
NTA	-	-	-
Working Fund	-	-	-
TRA	59,320,900.94	6,384,032.74	65,704,933.68
CDC	-	-	-
NCAA	-	-	-
Less: Notice of Transfer Allocation (NTA) issued*	9,864,381.36	254,987,838.00	264,852,219.36
Total Disbursements Authorities Available	376,658,519.58	176,955,194.74	553,613,714.32
Less:	-	-	-
Lapsed NCA	-	-	-
Disbursements	181,680,093.67	368,959,083.53	550,639,177.20
Less: Other Non-Cash Disbursements	-	-	-
Disbursements effected through outright deductions from claims	-	-	-
Others (TEF,BTr-Documentary Stamp Tax, etc.)	-	-	-
Add/Less: Adjustments (e.g. cancelled/staled checks)	-	-	-
Balance of Disbursements Authorities to date	194,978,425.91	(192,003,888.79)	2,974,537.12
Total Disbursements Program	376,658,519.58	176,955,194.74	553,613,714.32
Less: Actual Disbursements	181,680,093.67	368,959,083.53	550,639,177.20
(Over)/Under spending	194,978,425.91	(192,003,888.79)	2,974,537.12



Department : National Economic and Development Authority (NEDA)
 Agency : Philippine Statistics Authority
 Operating Unit : Central Office
 Organization Code (UACS) : 24 008 0100000
 Fund Cluster : 01 - Regular Agency Fund

Particulars (1)	PRIOR YEAR'S BUDGET						SUB-TOTAL 18=(6+17)	TRUST LIABILITIES				GRAND TOTAL					Remarks (28)
	CURRENT YEARS ACCOUNTS PAYABLE					TOTAL 17=(11+16)		PS (19)	MOOE (20)	CO (21)	TOTAL =(19+20+21)	PS (23)	MOOE (24)	FinEx (25)	CO (26)	TOTAL 27=(23+24+25+26)	
	PS (12)	MOOE (13)	FinEx (14)	CO (15)	Sub-Total =(12+13+14+15)												
CASH DISBURSEMENTS	-	-	-	-	-	261,749,653.18	362,575,050.79	-	-	-	-	38,895,228.89	96,847,220.48	-	226,832,601.42	362,575,050.79	
Notice of Cash Allocations	-	-	-	-	-	261,749,653.18	362,575,050.79	-	-	-	-	38,895,228.89	96,847,220.48	-	226,832,601.42	362,575,050.79	
MDS Checks Issued	-	-	-	-	-	215,908,060.07	243,440,413.53	-	-	-	-	2,997,871.87	24,609,313.70	-	215,833,227.96	243,440,413.53	
Advice to Debit Account	-	-	-	-	-	45,841,593.11	119,134,637.26	-	-	-	-	35,897,357.02	72,237,906.78	-	10,999,373.46	119,134,637.26	
Notice of Transfer Allocations (NTA)	-	-	-	-	-	-	-	-	-	-	-	-	-	-	-	-	
MDS Checks Issued	-	-	-	-	-	-	-	-	-	-	-	-	-	-	-	-	
Advice to Debit Account	-	-	-	-	-	-	-	-	-	-	-	-	-	-	-	-	
Working Fund for FAPS	-	-	-	-	-	-	-	-	-	-	-	-	-	-	-	-	
Cash Disbursement Ceiling (CDC)	-	-	-	-	-	-	-	-	-	-	-	-	-	-	-	-	
TOTAL CASH DISBURSEMENTS	-	-	-	-	-	261,749,653.18	362,575,050.79	-	-	-	-	38,895,228.89	96,847,220.48	-	226,832,601.42	362,575,050.79	
NON-CASH DISBURSEMENTS	-	-	-	-	-	-	6,384,032.74	-	-	-	-	1,980,587.41	4,403,445.33	-	-	6,384,032.74	
Tax Remittance Advices Issued (TRA)	-	-	-	-	-	-	6,384,032.74	-	-	-	-	1,980,587.41	4,403,445.33	-	-	6,384,032.74	
Non-Cash Availment Authority (NCAA)	-	-	-	-	-	-	-	-	-	-	-	-	-	-	-	-	
Disbursements effected through outright deductions from claims	-	-	-	-	-	-	-	-	-	-	-	-	-	-	-	-	
Overpayment of expenses	-	-	-	-	-	-	-	-	-	-	-	-	-	-	-	-	
Restitution for loss of government property	-	-	-	-	-	-	-	-	-	-	-	-	-	-	-	-	
Liquidated damages and similar claims	-	-	-	-	-	-	-	-	-	-	-	-	-	-	-	-	
Others (TEF,BTr-Documentary Stamp Tax, etc.)	-	-	-	-	-	-	-	-	-	-	-	-	-	-	-	-	
TOTAL NON-CASH DISBURSEMENTS	-	-	-	-	-	-	6,384,032.74	-	-	-	-	1,980,587.41	4,403,445.33	-	-	6,384,032.74	
GRAND TOTAL	-	-	-	-	-	261,749,653.18	368,959,083.53	-	-	-	-	40,875,816.30	101,250,665.81	-	226,832,601.42	368,959,083.53	

Certified Correct:

By: *Elizabeth B. Onag*
 ELIZABETH B. ONAG
 Chief Accountant
 Accounting Division

Recommending Approval:

Socrates L. Ramores
 Socrates L. Ramores
 Chief Administrative Officer
 General Services Division
 MAR 09 2023
 SOCRATES L. RAMORES
 Assistant National Statistician
 Finance and Administrative Services

Approved by:

Claire Dennis S. Mapa, Ph.D.
 CLAIRE DENNIS S. MAPA, Ph.D.
 Undersecretary
 National Statistician and Civil Registrar General


MONTHLY REPORT OF DISBURSEMENTS
For the month of February 2023

Department : National Economic and Development Authority (NEDA)
 Agency : Philippine Statistics Authority
 Operating Unit : Central Office
 Organization Code (UACS) : 24 008 0100000
 Fund Cluster : 07 - Trust Fund

Particulars	CURRENT YEAR'S BUDGET					PRIOR YEAR'S BUDGET				
	PS	MOOE	FinEx	CO	TOTAL	PRIOR YEAR'S ACCOUNTS PAYABLE				
						PS	MOOE	FinEx	CO	Sub-Total
(1)	(2)	(3)	(4)	(5)	6=(2+3+4+5)	(7)	(8)	(9)	(10)	11=(7+8+9+10)
CASH DISBURSEMENTS	-	52,889,201.79	-	-	52,889,201.79	-	-	-	-	-
Notice of Cash Allocations	-	52,889,201.79	-	-	52,889,201.79	-	-	-	-	-
MDS Checks Issued	-	-	-	-	-	-	-	-	-	-
Advice to Debit Account	-	52,889,201.79	-	-	52,889,201.79	-	-	-	-	-
Notice of Transfer Allocations (NTA)	-	-	-	-	-	-	-	-	-	-
MDS Checks Issued	-	-	-	-	-	-	-	-	-	-
Advice to Debit Account	-	-	-	-	-	-	-	-	-	-
Working Fund for FAPS	-	-	-	-	-	-	-	-	-	-
Cash Disbursement Ceiling (CDC)	-	-	-	-	-	-	-	-	-	-
TOTAL CASH DISBURSEMENTS	-	52,889,201.79	-	-	52,889,201.79	-	-	-	-	-
NON-CASH DISBURSEMENTS	-	-	-	-	-	-	-	-	-	-
Tax Remittance Advices issued (TRA)	-	-	-	-	-	-	-	-	-	-
Non-Cash Availment Authority (NCAA)	-	-	-	-	-	-	-	-	-	-
Disbursements effected through outright deductions from claims	-	-	-	-	-	-	-	-	-	-
Overpayment of expenses	-	-	-	-	-	-	-	-	-	-
Restitution for loss of government property	-	-	-	-	-	-	-	-	-	-
Liquidated damages and similar claims	-	-	-	-	-	-	-	-	-	-
Others (TEF,BTr-Documentary Stamp Tax, etc.)	-	-	-	-	-	-	-	-	-	-
TOTAL NON-CASH DISBURSEMENTS	-	-	-	-	-	-	-	-	-	-
GRAND TOTAL	-	52,889,201.79	-	-	52,889,201.79	-	-	-	-	-

SUMMARY

Particulars	Previous Report	Current Month	As of Date
(1)	(2)	(3)	(4)
Total Disbursement Authorities Received	75,059,700.00	20,945,813.00	96,005,513.00
NCA	75,059,700.00	20,945,813.00	96,005,513.00
NTA	-	-	-
Working Fund	-	-	-
TRA	-	-	-
CDC	-	-	-
NCAA	-	-	-
Less: Notice of Transfer Allocation (NTA) issued*	-	-	-
Total Disbursements Authorities Available	75,059,700.00	20,945,813.00	96,005,513.00
Less:	-	-	-
Lapsed NCA	-	-	-
Disbursements	2,060,202.00	52,889,201.79	54,949,403.79
Less: Other Non-Cash Disbursements	-	-	-
Disbursements effected through outright deductions from claims	-	-	-
Others (TEF,BTr-Documentary Stamp Tax, etc.)	-	-	-
Add/Less: Adjustments (e.g. cancelled/staled checks)	-	-	-
Balance of Disbursements Authorities to date	72,999,498.00	(31,943,388.79)	41,056,109.21
Total Disbursements Program	75,059,700.00	20,945,813.00	96,005,513.00
Less: Actual Disbursements	2,060,202.00	52,889,201.79	54,949,403.79
(Over)/Under spending	72,999,498.00	(31,943,388.79)	41,056,109.21



Department : National Economic and Development Authority (NEDA)
 Agency : Philippine Statistics Authority
 Operating Unit : Central Office
 Organization Code (UACS) : 24 008 0100000
 Fund Cluster : 07 - Trust Fund

Particulars (1)	PRIOR YEAR'S BUDGET						SUB-TOTAL 18=(6+17)	TRUST LIABILITIES				GRAND TOTAL					Remarks (28)	
	CURRENT YEARS ACCOUNTS PAYABLE					TOTAL 17=(11+16)		PS (19)	MOOE (20)	CO (21)	TOTAL =(19+20+21)	PS (23)	MOOE (24)	FinEx (25)	CO (26)	TOTAL 27=(23+24+25+26)		
	PS (12)	MOOE (13)	FinEx (14)	CO (15)	Sub-Total =(12+13+14+15)													
CASH DISBURSEMENTS	-	-	-	-	-	-	52,889,201.79	-	-	-	-	-	52,889,201.79	-	-	-	52,889,201.79	
Notice of Cash Allocations	-	-	-	-	-	-	52,889,201.79	-	-	-	-	-	52,889,201.79	-	-	-	52,889,201.79	
MDS Checks Issued	-	-	-	-	-	-	-	-	-	-	-	-	-	-	-	-	-	
Advice to Debit Account	-	-	-	-	-	-	52,889,201.79	-	-	-	-	-	52,889,201.79	-	-	-	52,889,201.79	
Notice of Transfer Allocations (NTA)	-	-	-	-	-	-	-	-	-	-	-	-	-	-	-	-	-	
MDS Checks Issued	-	-	-	-	-	-	-	-	-	-	-	-	-	-	-	-	-	
Advice to Debit Account	-	-	-	-	-	-	-	-	-	-	-	-	-	-	-	-	-	
Working Fund for FAPS	-	-	-	-	-	-	-	-	-	-	-	-	-	-	-	-	-	
Cash Disbursement Ceiling (CDC)	-	-	-	-	-	-	-	-	-	-	-	-	-	-	-	-	-	
TOTAL CASH DISBURSEMENTS	-	-	-	-	-	-	52,889,201.79	-	-	-	-	-	52,889,201.79	-	-	-	52,889,201.79	
NON-CASH DISBURSEMENTS	-	-	-	-	-	-	-	-	-	-	-	-	-	-	-	-	-	
Tax Remittance Advices Issued (TRA)	-	-	-	-	-	-	-	-	-	-	-	-	-	-	-	-	-	
Non-Cash Availment Authority (NCAA)	-	-	-	-	-	-	-	-	-	-	-	-	-	-	-	-	-	
Disbursements effected through outright deductions from claims	-	-	-	-	-	-	-	-	-	-	-	-	-	-	-	-	-	
Overpayment of expenses	-	-	-	-	-	-	-	-	-	-	-	-	-	-	-	-	-	
Restitution for loss of government property	-	-	-	-	-	-	-	-	-	-	-	-	-	-	-	-	-	
Liquidated damages and similar claims	-	-	-	-	-	-	-	-	-	-	-	-	-	-	-	-	-	
Others (TEF,BTr-Documentary Stamp Tax, etc.)	-	-	-	-	-	-	-	-	-	-	-	-	-	-	-	-	-	
TOTAL NON-CASH DISBURSEMENTS	-	-	-	-	-	-	-	-	-	-	-	-	-	-	-	-	-	
GRAND TOTAL	-	-	-	-	-	-	52,889,201.79	-	-	-	-	-	52,889,201.79	-	-	-	52,889,201.79	

Certified Correct:

for: *Elizabeth E. Onag*
 ELIZABETH E. ONAG
 Chief Accountant
 Accounting Division

Recommending Approval:

Socrates L. Ramores
 Revelyn C. Caparino-Abdulhalim
 Chief Administrative Officer
 General Services Division
 MAR 09 2023
 SOCRATES L. RAMORES
 Assistant National Statistician
 Finance and Administrative Services

Approved by:

Claire Dennis S. Mapa
 CLAIRE DENNIS S. MAPA, Ph.D.
 Undersecretary
 National Statistician and Civil Registrar General


MONTHLY REPORT OF DISBURSEMENTS
For the month of February 2023

Department : National Economic and Development Authority (NEDA)
 Agency : Philippine Statistics Authority
 Operating Unit : Consolidated Regional Statistical Services Office
 Organization Code (UACS) : 24 008 0100000
 Fund Cluster : 01 - Regular Agency Fund

Particulars (1)	CURRENT YEAR'S BUDGET					PRIOR YEAR'S BUDGET				
	PS (2)	MOOE (3)	FinEx (4)	CO (5)	TOTAL 6=(2+3+4+5)	PRIOR YEAR'S ACCOUNTS PAYABLE				Sub-Total 11=(7+8+9+10)
						PS (7)	MOOE (8)	FinEx (9)	CO (10)	
CASH DISBURSEMENTS	73,520,321.34	313,172,692.62	200.00	423,053.57	387,116,267.53	-	25,189.25	-	-	25,189.25
Notice of Cash Allocations	71,624,318.48	302,708,440.06	200.00	423,053.57	374,756,012.11	-	25,189.25	-	-	25,189.25
MDS Checks Issued	9,603,798.93	28,711,740.18	200.00	-	38,315,739.11	-	-	-	-	-
Advice to Debit Account	62,020,519.55	273,996,699.88	-	423,053.57	338,440,273.00	-	25,189.25	-	-	25,189.25
Notice of Transfer Allocations (NTA)	1,896,002.86	10,464,252.56	-	-	12,360,255.42	-	-	-	-	-
MDS Checks Issued	732,849.80	1,220,195.05	-	-	1,953,044.85	-	-	-	-	-
Advice to Debit Account	1,163,153.06	9,244,057.51	-	-	10,407,210.57	-	-	-	-	-
Working Fund for FAPS	-	-	-	-	-	-	-	-	-	-
Cash Disbursement Ceiling (CDC)	-	-	-	-	-	-	-	-	-	-
TOTAL CASH DISBURSEMENTS	73,520,321.34	313,172,692.62	200.00	423,053.57	387,116,267.53	-	25,189.25	-	-	25,189.25
NON-CASH DISBURSEMENTS	4,847,287.92	2,834,447.95	-	-	7,681,735.87	-	818.30	-	-	818.30
Tax Remittance Advices Issued (TRA)	4,847,287.92	2,834,447.95	-	-	7,681,735.87	-	818.30	-	-	818.30
Non-Cash Availment Authority (NCAA)	-	-	-	-	-	-	-	-	-	-
Disbursements effected through outright deductions from claims	-	-	-	-	-	-	-	-	-	-
Overpayment of expenses	-	-	-	-	-	-	-	-	-	-
Restitution for loss of government property	-	-	-	-	-	-	-	-	-	-
Liquidated damages and similar claims	-	-	-	-	-	-	-	-	-	-
Others (TEF,BTr-Documentary Stamp Tax, etc.)	-	-	-	-	-	-	-	-	-	-
TOTAL NON-CASH DISBURSEMENTS	4,847,287.92	2,834,447.95	-	-	7,681,735.87	-	818.30	-	-	818.30
GRAND TOTAL	78,367,609.26	316,007,140.57	200.00	423,053.57	394,798,003.40	-	26,007.55	-	-	26,007.55

SUMMARY

Particulars (1)	Previous Report (2)	Current Month (3)	As of Date (4)
Total Disbursement Authorities Received	194,918,476.92	411,827,833.21	606,746,310.13
NCA	152,554,000.00	133,985,000.00	286,539,000.00
NTA	13,363,432.36	270,144,568.86	283,508,001.22
Working Fund	-	-	-
TRA	29,001,044.56	7,698,264.35	36,699,308.91
CDC	-	-	-
NCAA	-	-	-
Less: Notice of Transfer Allocation (NTA) issued*	3,499,051.00	15,156,730.86	18,655,781.86
Total Disbursements Authorities Available	191,419,425.92	396,671,102.35	588,090,528.27
Less:	-	-	-
Lapsed NCA	-	-	-
Disbursements	154,379,948.08	396,491,445.40	550,871,393.48
Less: Other Non-Cash Disbursements	-	-	-
Disbursements effected through outright deductions from claims	-	-	-
Overpayment of expenses	-	-	-
Restitution for loss of government property	-	-	-
Liquidated damages and similar claims	-	-	-
Others (TEF,BTr-Documentary Stamp Tax, etc.)	-	-	-
Add/Less: Adjustments (e.g. cancelled/staled checks)	-	-	-
Balance of Disbursements Authorities to date	37,039,477.84	179,656.95	37,219,134.79
Total Disbursements Program	191,419,425.92	396,671,102.35	588,090,528.27
Less: Actual Disbursements	154,379,948.08	396,491,445.40	550,871,393.48
(Over)/Under spending	37,039,477.84	179,656.95	37,219,134.79




Department : National Economic and Development Authority (NEDA)
 Agency : Philippine Statistics Authority
 Operating Unit : Consolidated Regional Statistical Services Office
 Organization Code (UACS) : 24 008 0100000
 Fund Cluster : 01 - Regular Agency Fund

Particulars (1)	PRIOR YEAR'S BUDGET						SUB-TOTAL 18=(6+17)	TRUST LIABILITIES				GRAND TOTAL					Remarks (28)
	CURRENT YEARS ACCOUNTS PAYABLE					TOTAL 17=(11+16)		PS (19)	MOOE (20)	CO (21)	TOTAL 19+20 (23)	PS (23)	MOOE (24)	FinEx (25)	CO (26)	TOTAL 27=(23+24+25+26) (27)	
	PS (12)	MOOE (13)	FinE (14)	CO (15)	Sub-Total 6=(12+13+14+15) (16)												
CASH DISBURSEMENTS	-	1,651,724.27	-	-	1,651,724.27	1,676,913.52	388,793,181.05	-	-	-	-	73,520,321.34	314,849,606.14	200.00	423,053.57	388,793,181.05	
Notice of Cash Allocations	-	1,162,152.32	-	-	1,162,152.32	1,187,341.57	375,943,353.68	-	-	-	-	71,624,318.48	303,895,781.63	200.00	423,053.57	375,943,353.68	
MDS Checks Issued	-	140,096.47	-	-	140,096.47	140,096.47	38,455,835.58	-	-	-	-	9,803,798.93	28,851,836.65	200.00	-	38,455,835.58	
Advice to Debit Account	-	1,022,055.85	-	-	1,022,055.85	1,047,245.10	337,487,518.10	-	-	-	-	82,020,519.55	275,043,944.98	-	423,053.57	337,487,518.10	
Notice of Transfer Allocations (NTA)	-	489,571.95	-	-	489,571.95	489,571.95	12,849,827.37	-	-	-	-	1,896,002.86	10,953,824.51	-	-	12,849,827.37	
MDS Checks Issued	-	12,980.00	-	-	12,980.00	12,980.00	1,966,024.85	-	-	-	-	732,849.80	1,233,175.05	-	-	1,966,024.85	
Advice to Debit Account	-	476,591.95	-	-	476,591.95	476,591.95	10,883,802.52	-	-	-	-	1,163,153.06	9,720,649.46	-	-	10,883,802.52	
Working Fund for FAPS	-	-	-	-	-	-	-	-	-	-	-	-	-	-	-	-	
Cash Disbursement Ceiling (CDC)	-	-	-	-	-	-	-	-	-	-	-	-	-	-	-	-	
TOTAL CASH DISBURSEMENTS	-	1,651,724.27	-	-	1,651,724.27	1,676,913.52	388,793,181.05	-	-	-	-	73,520,321.34	314,849,606.14	200.00	423,053.57	388,793,181.05	
NON-CASH DISBURSEMENTS	-	15,710.18	-	-	15,710.18	16,528.48	7,698,264.35	-	-	-	-	4,847,287.92	2,850,976.43	-	-	7,698,264.35	
Tax Remittance Advices Issued (TRA)	-	15,710.18	-	-	15,710.18	16,528.48	7,698,264.35	-	-	-	-	4,847,287.92	2,850,976.43	-	-	7,698,264.35	
Non-Cash Availment Authority (NCAA)	-	-	-	-	-	-	-	-	-	-	-	-	-	-	-	-	
Disbursements effected through outright deductions from claims	-	-	-	-	-	-	-	-	-	-	-	-	-	-	-	-	
Overpayment of expenses	-	-	-	-	-	-	-	-	-	-	-	-	-	-	-	-	
Restitution for loss of government property	-	-	-	-	-	-	-	-	-	-	-	-	-	-	-	-	
Liquidated damages and similar claims	-	-	-	-	-	-	-	-	-	-	-	-	-	-	-	-	
Others (TEF,BTR-Documentary Stamp Tax, etc.)	-	-	-	-	-	-	-	-	-	-	-	-	-	-	-	-	
TOTAL NON-CASH DISBURSEMENTS	-	15,710.18	-	-	15,710.18	16,528.48	7,698,264.35	-	-	-	-	4,847,287.92	2,850,976.43	-	-	7,698,264.35	
GRAND TOTAL	-	1,667,434.45	-	-	1,667,434.45	1,693,442.00	396,491,445.40	-	-	-	-	78,367,609.26	317,700,582.57	200.00	423,053.57	396,491,445.40	


Certified Correct:

for: 
 ELIZABETH B. NAG
 Chief Accountant
 Accounting Division

Recommending Approval:


 Socrates L. Ramores
 Assistant National Statistician
 Finance and Administrative Services
 MAR 09 2023

Approved by:


 CLAIRE DENNIS S. MAPA, Ph.D.
 Undersecretary
 National Statistician and Civil Registrar General


MONTHLY REPORT OF DISBURSEMENTS
For the month of February 2023

Department : National Economic and Development Authority (NEDA)
 Agency : Philippine Statistics Authority
 Operating Unit : All
 Organization Code (UACS) : 24 008 0100000
 Fund Cluster : 01 - Regular Agency Fund

Particulars (1)	CURRENT YEAR'S BUDGET					PRIOR YEAR'S BUDGET				
	PS (2)	MOOE (3)	FinEx (4)	CO (5)	TOTAL 6=(2+3+4+5)	PRIOR YEAR'S ACCOUNTS PAYABLE				
						PS (7)	MOOE (8)	FinEx (9)	CO (10)	Sub-Total 11=(7+8+9+10)
CASH DISBURSEMENTS	111,237,550.57	368,242,230.39	200.00	8,461,684.18	487,941,665.14	1,177,999.66	41,802,871.96	-	218,793,970.81	261,774,842.43
Notice of Cash Allocations	109,341,547.71	357,777,977.83	200.00	8,461,684.18	475,581,409.72	1,177,999.66	41,802,871.96	-	218,793,970.81	261,774,842.43
MDS Checks Issued	12,526,838.69	53,321,053.88	200.00	-	65,848,092.57	74,832.11	-	-	215,833,227.96	215,908,060.07
Advice to Debit Account	96,814,709.02	304,458,923.95	-	8,461,684.18	409,733,317.15	1,103,167.55	41,802,871.96	-	2,960,742.85	45,866,782.36
Notice of Transfer Allocations (NTA)	1,896,002.86	10,464,252.56	-	-	12,360,255.42	-	-	-	-	-
MDS Checks Issued	732,849.80	1,220,195.05	-	-	1,953,044.85	-	-	-	-	-
Advice to Debit Account	1,163,153.06	9,244,057.51	-	-	10,407,210.57	-	-	-	-	-
Working Fund for FAPS	-	-	-	-	-	-	-	-	-	-
Cash Disbursement Ceiling (CDC)	-	-	-	-	-	-	-	-	-	-
TOTAL CASH DISBURSEMENTS	111,237,550.57	368,242,230.39	200.00	8,461,684.18	487,941,665.14	1,177,999.66	41,802,871.96	-	218,793,970.81	261,774,842.43
NON-CASH DISBURSEMENTS	6,827,875.33	7,237,893.28	-	-	14,065,768.61	-	818.30	-	-	818.30
Tax Remittance Advices Issued (TRA)	6,827,875.33	7,237,893.28	-	-	14,065,768.61	-	818.30	-	-	818.30
Non-Cash Availment Authority (NCAA)	-	-	-	-	-	-	-	-	-	-
Disbursements effected through outright deductions from claims	-	-	-	-	-	-	-	-	-	-
Overpayment of expenses	-	-	-	-	-	-	-	-	-	-
Restitution for loss of government property	-	-	-	-	-	-	-	-	-	-
Liquidated damages and similar claims	-	-	-	-	-	-	-	-	-	-
Others (TEF,BTr-Documentary Stamp Tax, etc.)	-	-	-	-	-	-	-	-	-	-
TOTAL NON-CASH DISBURSEMENTS	6,827,875.33	7,237,893.28	-	-	14,065,768.61	-	818.30	-	-	818.30
GRAND TOTAL	118,065,425.90	375,480,123.67	200.00	8,461,684.18	502,007,433.75	1,177,999.66	41,803,690.26	-	218,793,970.81	261,775,660.73

SUMMARY

Particulars (1)	Previous Report (2)	Current Month (3)	As of Date (4)
Total Disbursement Authorities Received	581,441,377.86	843,770,865.95	1,425,212,243.81
NCA	479,756,000.00	559,544,000.00	1,039,300,000.00
NTA	13,363,432.36	270,144,568.86	283,508,001.22
Working Fund	-	-	-
TRA	88,321,945.50	14,082,297.09	102,404,242.59
CDC	-	-	-
NCAA	-	-	-
Less: Notice of Transfer Allocation (NTA) issued*	13,363,432.36	270,144,568.86	283,508,001.22
Total Disbursements Authorities Available	568,077,945.50	573,626,297.09	1,141,704,242.59
Less:			
Lapsed NCA	-	-	-
Disbursements	336,060,041.75	765,450,528.93	1,101,510,570.68
Less: Other Non-Cash Disbursements	-	-	-
Disbursements effected through outright deductions from claims	-	-	-
Overpayment of expenses	-	-	-
Restitution for loss of government property	-	-	-
Liquidated damages and similar claims	-	-	-
Others (TEF,BTr-Documentary Stamp Tax, etc.)	-	-	-
Add/Less: Adjustments (e.g. cancelled/staled checks)	-	-	-
Balance of Disbursements Authorities to date	232,017,903.75	(191,824,231.84)	40,193,671.91
Total Disbursements Program	568,077,945.50	573,626,297.09	1,141,704,242.59
Less: Actual Disbursements	336,060,041.75	765,450,528.93	1,101,510,570.68
(Over)/Under spending	232,017,903.75	(191,824,231.84)	40,193,671.91



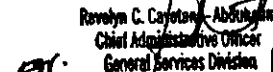
Department : National Economic and Development Authority (NEDA)
 Agency : Philippine Statistics Authority
 Operating Unit : All
 Organization Code (UACS) : 24 008 0100000
 Fund Cluster : 01 - Regular Agency Fund

Particulars (1)	PRIOR YEAR'S BUDGET						SUB-TOTAL 18=(6+17)	TRUST LIABILITIES				GRAND TOTAL					Remarks (28)
	CURRENT YEARS ACCOUNTS PAYABLE					TOTAL 17=(11+16)		PS (19)	MOOE E (20)	CO (21)	TOTAL L 19+20	PS (23)	MOOE (24)	FinEx (25)	CO (26)	TOTAL 27=(23+24+25+26)	
	PS (12)	MOOE (13)	FinE (14)	CO (15)	Sub-Total 6=(12+13+14+15)												
CASH DISBURSEMENTS	-	1,651,724.27	-	-	1,651,724.27	263,426,566.70	751,368,231.84	-	-	-	-	112,415,550.23	411,696,826.62	200.00	227,255,654.99	751,368,231.84	
Notice of Cash Allocations	-	1,182,152.32	-	-	1,182,152.32	262,936,994.75	738,518,404.47	-	-	-	-	110,519,547.37	400,743,002.11	200.00	227,255,654.99	738,518,404.47	
MDS Checks Issued	-	140,096.47	-	-	140,096.47	216,048,156.54	281,896,249.11	-	-	-	-	12,601,670.80	53,481,150.35	200.00	215,833,227.96	281,896,249.11	
Advice to Debit Account	-	1,022,055.85	-	-	1,022,055.85	46,888,838.21	456,822,155.36	-	-	-	-	97,917,876.57	347,281,851.78	-	11,422,427.03	456,822,155.36	
Notice of Transfer Allocations (NTA)	-	489,571.95	-	-	489,571.95	489,571.95	12,849,827.37	-	-	-	-	1,896,002.86	10,953,824.51	-	-	12,849,827.37	
MDS Checks Issued	-	12,980.00	-	-	12,980.00	12,980.00	1,966,024.85	-	-	-	-	732,849.80	1,233,175.05	-	-	1,966,024.85	
Advice to Debit Account	-	476,591.95	-	-	476,591.95	476,591.95	10,883,802.52	-	-	-	-	1,163,153.06	9,720,649.46	-	-	10,883,802.52	
Working Fund for FAPS	-	-	-	-	-	-	-	-	-	-	-	-	-	-	-	-	
Cash Disbursement Ceiling (CDC)	-	-	-	-	-	-	-	-	-	-	-	-	-	-	-	-	
TOTAL CASH DISBURSEMENTS	-	1,651,724.27	-	-	1,651,724.27	263,426,566.70	751,368,231.84	-	-	-	-	112,415,550.23	411,696,826.62	200.00	227,255,654.99	751,368,231.84	
NON-CASH DISBURSEMENTS	-	15,710.18	-	-	15,710.18	16,528.48	14,082,297.09	-	-	-	-	6,827,875.33	7,254,421.78	-	-	14,082,297.09	
Tax Remittance Advices Issued (TRA)	-	15,710.18	-	-	15,710.18	16,528.48	14,082,297.09	-	-	-	-	6,827,875.33	7,254,421.78	-	-	14,082,297.09	
Non-Cash Availment Authority (NCAA)	-	-	-	-	-	-	-	-	-	-	-	-	-	-	-	-	
Disbursements effected through outright deductions from claims	-	-	-	-	-	-	-	-	-	-	-	-	-	-	-	-	
Overpayment of expenses	-	-	-	-	-	-	-	-	-	-	-	-	-	-	-	-	
Restitution for loss of government property	-	-	-	-	-	-	-	-	-	-	-	-	-	-	-	-	
Liquidated damages and similar claims	-	-	-	-	-	-	-	-	-	-	-	-	-	-	-	-	
Others (TEF, BTr-Documentary Stamp Tax, etc.)	-	-	-	-	-	-	-	-	-	-	-	-	-	-	-	-	
TOTAL NON-CASH DISBURSEMENTS	-	15,710.18	-	-	15,710.18	16,528.48	14,082,297.09	-	-	-	-	6,827,875.33	7,254,421.78	-	-	14,082,297.09	
GRAND TOTAL	-	1,667,434.45	-	-	1,667,434.45	263,443,095.18	765,450,528.93	-	-	-	-	119,243,425.56	418,951,248.38	200.00	227,255,654.99	765,450,528.93	


Certified Correct:

for: 
 ELIZABETH B. ONAG
 Chief Accountant
 Accounting Division

Recommending Approval:


 Socrates L. Ramores
 Chief Administrative Officer
 General Services Division
 MAR 09 2023
 Assistant National Statistician
 Finance and Administrative Services

Approved by:


 CLAIRE DENNIS S. MAPA, Ph.D.
 Undersecretary
 National Statistician and Civil Registrar General