



In following-up, pls. cite DMS ref #
2023-BA-0018305-E

REPUBLIC OF THE PHILIPPINES
DEPARTMENT OF BUDGET AND MANAGEMENT
GENERAL SOLANO STREET, SAN MIGUEL, MANILA

ACKNOWLEDGEMENT RECEIPT

The **DEPARTMENT OF BUDGET AND MANAGEMENT** hereby acknowledges the receipt of your letter/request which has been uploaded to the DBM-Document Management System and routed to the appropriate office/s with the following information:

Sender: adcentraloffice2021@gmail.com - EMAIL

Document Title: PSA-FAR NO.4 FOR THE MONTH OF JANUARY 2023

Document Reference No: 2023-BA-0018305-E

Date and Time Uploaded: Friday, February 10, 2023 10:39:11 AM

Uploaded By: CRD RECEIVING JOEVIT

Routed To: BMB-A Christine P. Santos

CC:

Total no of pages received: 1 copy and 6 pages

The determination of the completeness of the documentary requirements submitted, if any, is subject to the evaluation of the technical person in charge.

This receipt is system generated and does not require signature.

Received by:



**DOCUMENT
MANAGEMENT
SYSTEM**


MONTHLY REPORT OF DISBURSEMENTS
For the month of January 2023

Department : National Economic and Development Authority (NEDA)
 Agency : Philippine Statistics Authority
 Operating Unit : Central Office
 Organization Code (UACS) : 24 008 0100000
 Fund Cluster : 01 - Regular Agency Fund

Particulars (1)	CURRENT YEAR'S BUDGET					PRIOR YEAR'S BUDGET				
	PS (2)	MOOE (3)	FinEx (4)	CO (5)	TOTAL 6=(2+3+4+5)	PRIOR YEAR'S ACCOUNTS PAYABLE				
						PS (7)	MOOE (8)	FinEx (9)	CO (10)	Sub-Total 11=(7+8+9+10)
CASH DISBURSEMENTS	41,438,297.19	14,288,502.40	-	-	55,726,799.59	2,485,345.53	60,407,826.63	-	3,739,220.98	66,632,393.14
Notice of Cash Allocations	41,438,297.19	14,288,502.40	-	-	55,726,799.59	2,485,345.53	60,407,826.63	-	3,739,220.98	66,632,393.14
MDS Checks Issued	2,616,011.20	951,702.42	-	-	3,567,713.62	66,840.64	1,381,720.34	-	-	1,448,560.98
Advice to Debit Account	38,822,285.99	13,336,799.98	-	-	52,159,085.97	2,418,504.89	59,026,106.29	-	3,739,220.98	65,183,832.16
Notice of Transfer Allocations (NTA)										
MDS Checks Issued										
Advice to Debit Account										
Working Fund for FAPS										
Cash Disbursement Ceiling (CDC)										
TOTAL CASH DISBURSEMENTS	41,438,297.19	14,288,502.40	-	-	55,726,799.59	2,485,345.53	60,407,826.63	-	3,739,220.98	66,632,393.14
NON-CASH DISBURSEMENTS	6,229,219.90	53,091,681.04	-	-	59,320,900.94	-	-	-	-	-
Tax Remittance Advices Issued (TRA)	6,229,219.90	53,091,681.04	-	-	59,320,900.94	-	-	-	-	-
Non-Cash Availment Authority (NCAA)										
Disbursements effected through outright deductions from claims										
Overpayment of expenses										
Restitution for loss of government property										
Liquidated damages and similar claims										
Others (TEF,BTr-Documentary Stamp Tax, etc.)										
TOTAL NON-CASH DISBURSEMENTS	6,229,219.90	53,091,681.04	-	-	59,320,900.94	-	-	-	-	-
GRAND TOTAL	47,667,517.09	67,380,183.44	-	-	115,047,700.53	2,485,345.53	60,407,826.63	-	3,739,220.98	66,632,393.14

SUMMARY

Particulars (1)	Previous Report (2)	Current Month (3)	As of Date (4)
Total Disbursement Authorities Received	-	386,522,900.94	386,522,900.94
NCA	-	327,202,000.00	327,202,000.00
NTA	-	-	-
Working Fund	-	-	-
TRA	-	59,320,900.94	59,320,900.94
CDC	-	-	-
NCAA	-	-	-
Less: Notice of Transfer Allocation (NTA) issued*	-	9,864,381.36	9,864,381.36
Total Disbursements Authorities Available	-	376,658,519.58	376,658,519.58
Less:	-	-	-
Lapsed NCA	-	-	-
Disbursements	-	181,680,093.67	181,680,093.67
Less: Other Non-Cash Disbursements	-	-	-
Disbursements effected through outright deductions from claims	-	-	-
Overpayment of expenses	-	-	-
Restitution for loss of government property	-	-	-
Liquidated damages and similar claims	-	-	-
Others (TEF,BTr-Documentary Stamp Tax, etc.)	-	-	-
Add/Less: Adjustments (e.g. cancelled/staled checks)	-	-	-
Balance of Disbursements Authorities to date	-	194,978,425.91	194,978,425.91
Total Disbursements Program	-	376,658,519.58	376,658,519.58
Less: Actual Disbursements	-	181,680,093.67	181,680,093.67
(Over)/Under spending	-	194,978,425.91	194,978,425.91



Department : National Economic and Development Author
 Agency : Philippine Statistics Authority
 Operating Unit : Central Office
 Organization Code (UACS) : 24 008 0100000
 Fund Cluster : 01 - Regular Agency Fund

Particulars (1)	PRIOR YEAR'S BUDGET						SUB-TOTAL 18=(6+17)	TRUST LIABILITIES				GRAND TOTAL					Remarks (28)
	CURRENT YEARS ACCOUNTS PAYABLE					TOTAL 17=(11+16)		PS (19)	MOOE (20)	CO (21)	TOTAL =(19+20+21)	PS (23)	MOOE (24)	FinEx (25)	CO (26)	TOTAL 27=(23+24+25+26)	
	PS (12)	MOOE (13)	FinEx (14)	CO (15)	Sub-Total =(12+13+14+15)												
CASH DISBURSEMENTS	-	-	-	-	-	66,632,393.14	122,359,192.73	-	-	-	-	43,923,642.72	74,696,329.03	-	3,739,220.98	122,359,192.73	
Notice of Cash Allocations	-	-	-	-	-	66,632,393.14	122,359,192.73	-	-	-	-	43,923,642.72	74,696,329.03	-	3,739,220.98	122,359,192.73	
MDS Checks Issued	-	-	-	-	-	1,448,560.98	5,016,274.60	-	-	-	-	2,682,851.84	2,333,422.76	-	-	5,016,274.60	
Advice to Debit Account	-	-	-	-	-	65,183,832.16	117,342,918.13	-	-	-	-	41,240,790.88	72,362,906.27	-	3,739,220.98	117,342,918.13	
Notice of Transfer Allocations (NTA)	-	-	-	-	-	-	-	-	-	-	-	-	-	-	-	-	
MDS Checks Issued	-	-	-	-	-	-	-	-	-	-	-	-	-	-	-	-	
Advice to Debit Account	-	-	-	-	-	-	-	-	-	-	-	-	-	-	-	-	
Working Fund for FAPS	-	-	-	-	-	-	-	-	-	-	-	-	-	-	-	-	
Cash Disbursement Ceiling (CDC)	-	-	-	-	-	-	-	-	-	-	-	-	-	-	-	-	
TOTAL CASH DISBURSEMENTS	-	-	-	-	-	66,632,393.14	122,359,192.73	-	-	-	-	43,923,642.72	74,696,329.03	-	3,739,220.98	122,359,192.73	
NON-CASH DISBURSEMENTS	-	-	-	-	-	-	59,320,900.94	-	-	-	-	6,229,219.90	53,091,681.04	-	-	59,320,900.94	
Tax Remittance Advices Issued (TRA)	-	-	-	-	-	-	59,320,900.94	-	-	-	-	6,229,219.90	53,091,681.04	-	-	59,320,900.94	
Non-Cash Availment Authority (NCAA)	-	-	-	-	-	-	-	-	-	-	-	-	-	-	-	-	
Disbursements effected through outright deductions from claims	-	-	-	-	-	-	-	-	-	-	-	-	-	-	-	-	
Overpayment of expenses	-	-	-	-	-	-	-	-	-	-	-	-	-	-	-	-	
Restitution for loss of government property	-	-	-	-	-	-	-	-	-	-	-	-	-	-	-	-	
Liquidated damages and similar claims	-	-	-	-	-	-	-	-	-	-	-	-	-	-	-	-	
Others (TEF, BTr-Documentary Stamp Tax, etc.)	-	-	-	-	-	-	-	-	-	-	-	-	-	-	-	-	
TOTAL NON-CASH DISBURSEMENTS	-	-	-	-	-	-	59,320,900.94	-	-	-	-	6,229,219.90	53,091,681.04	-	-	59,320,900.94	
GRAND TOTAL	-	-	-	-	-	66,632,393.14	181,680,093.67	-	-	-	-	50,152,862.62	127,788,010.07	-	3,739,220.98	181,680,093.67	

Certified Correct:


 ELIZA BETH B. ONAG
 Chief Accountant
 Accounting Division

Recommending Approval:


 SOCRATES L. RAMORES
 Assistant National Statistician
 Finance and Administrative Services

Approved by:


 CLAIRE DENNIS S. MAPA, Ph.D.
 Undersecretary
 National Statistician and Civil Registrar General


MONTHLY REPORT OF DISBURSEMENTS
For the month of January 2023

Department : National Economic and Development Authority (NEDA)
 Agency : Philippine Statistics Authority
 Operating Unit : Central Office
 Organization Code (UACS) : 24 008 0100000
 Fund Cluster : 07 - Trust Fund

Particulars (1)	CURRENT YEAR'S BUDGET					PRIOR YEAR'S BUDGET				
	PS (2)	MOOE (3)	FinEx (4)	CO (5)	TOTAL 6=(2+3+4+5)	PRIOR YEAR'S ACCOUNTS PAYABLE				
						PS (7)	MOOE (8)	FinEx (9)	CO (10)	Sub-Total 11=(7+8+9+10)
CASH DISBURSEMENTS	-	2,060,202.00	-	-	2,060,202.00	-	-	-	-	-
Notice of Cash Allocations	-	2,060,202.00	-	-	2,060,202.00	-	-	-	-	-
MDS Checks Issued	-	2,060,202.00	-	-	2,060,202.00	-	-	-	-	-
Advice to Debit Account	-	-	-	-	-	-	-	-	-	-
Notice of Transfer Allocations (NTA)	-	-	-	-	-	-	-	-	-	-
MDS Checks Issued	-	-	-	-	-	-	-	-	-	-
Advice to Debit Account	-	-	-	-	-	-	-	-	-	-
Working Fund for FAPS	-	-	-	-	-	-	-	-	-	-
Cash Disbursement Ceiling (CDC)	-	-	-	-	-	-	-	-	-	-
TOTAL CASH DISBURSEMENTS	-	2,060,202.00	-	-	2,060,202.00	-	-	-	-	-
NON-CASH DISBURSEMENTS	-	-	-	-	-	-	-	-	-	-
Tax Remittance Advices Issued (TRA)	-	-	-	-	-	-	-	-	-	-
Non-Cash Availment Authority (NCAA)	-	-	-	-	-	-	-	-	-	-
Disbursements effected through outright deductions from claims	-	-	-	-	-	-	-	-	-	-
Overpayment of expenses	-	-	-	-	-	-	-	-	-	-
Restitution for loss of government property	-	-	-	-	-	-	-	-	-	-
Liquidated damages and similar claims	-	-	-	-	-	-	-	-	-	-
Others (TEF,BTr-Documentary Stamp Tax, etc.)	-	-	-	-	-	-	-	-	-	-
TOTAL NON-CASH DISBURSEMENTS	-	-	-	-	-	-	-	-	-	-
GRAND TOTAL	-	2,060,202.00	-	-	2,060,202.00	-	-	-	-	-

SUMMARY

Particulars (1)	Previous Report (2)	Current Month (3)	As of Date (4)
Total Disbursement Authorities Received	-	75,059,700.00	75,059,700.00
NCA	-	75,059,700.00	75,059,700.00
NTA	-	-	-
Working Fund	-	-	-
TRA	-	-	-
CDC	-	-	-
NCAA	-	-	-
Less: Notice of Transfer Allocation (NTA) issued*	-	-	-
Total Disbursements Authorities Available	-	75,059,700.00	75,059,700.00
Less:			
Lapsed NCA	-	-	-
Disbursements	-	2,060,202.00	2,060,202.00
Less: Other Non-Cash Disbursements	-	-	-
Disbursements effected through outright deductions from claims	-	-	-
Others (TEF,BTr-Documentary Stamp Tax, etc.)	-	-	-
Add/Less: Adjustments (e.g. cancelled/staled checks)	-	-	-
Balance of Disbursements Authorities to date	-	72,999,498.00	72,999,498.00
Total Disbursements Program	-	75,059,700.00	75,059,700.00
Less: Actual Disbursements	-	2,060,202.00	2,060,202.00
(Over)/Under spending	-	72,999,498.00	72,999,498.00



Department : National Economic and Development Authority (NEDA)
 Agency : Philippine Statistics Authority
 Operating Unit : Central Office
 Organization Code (UACS) : 24 008 0100000
 Fund Cluster : 07 - Trust Fund

Particulars (1)	PRIOR YEAR'S BUDGET						SUB-TOTAL 18=(6+17)	TRUST LIABILITIES				GRAND TOTAL					Remarks (28)	
	CURRENT YEARS ACCOUNTS PAYABLE					TOTAL 17=(11+16)		PS (19)	MOOE (20)	CO (21)	TOTAL =(19+20+21)	PS (23)	MOOE (24)	FinEx (25)	CO (26)	TOTAL 27=(23+24+25+26)		
	PS (12)	MOOE (13)	FinEx (14)	CO (15)	Sub-Total =(12+13+14+15)													
CASH DISBURSEMENTS	-	-	-	-	-	-	2,060,202.00	-	-	-	-	-	2,060,202.00	-	-	-	2,060,202.00	
Notice of Cash Allocations	-	-	-	-	-	-	2,060,202.00	-	-	-	-	-	2,060,202.00	-	-	-	2,060,202.00	
MDS Checks Issued	-	-	-	-	-	-	2,060,202.00	-	-	-	-	-	2,060,202.00	-	-	-	2,060,202.00	
Advice to Debit Account	-	-	-	-	-	-	-	-	-	-	-	-	-	-	-	-	-	
Notice of Transfer Allocations (NTA)	-	-	-	-	-	-	-	-	-	-	-	-	-	-	-	-	-	
MDS Checks Issued	-	-	-	-	-	-	-	-	-	-	-	-	-	-	-	-	-	
Advice to Debit Account	-	-	-	-	-	-	-	-	-	-	-	-	-	-	-	-	-	
Working Fund for FAPS	-	-	-	-	-	-	-	-	-	-	-	-	-	-	-	-	-	
Cash Disbursement Ceiling (CDC)	-	-	-	-	-	-	-	-	-	-	-	-	-	-	-	-	-	
TOTAL CASH DISBURSEMENTS	-	-	-	-	-	-	2,060,202.00	-	-	-	-	-	2,060,202.00	-	-	-	2,060,202.00	
NON-CASH DISBURSEMENTS	-	-	-	-	-	-	-	-	-	-	-	-	-	-	-	-	-	
Tax Remittance Advices Issued (TRA)	-	-	-	-	-	-	-	-	-	-	-	-	-	-	-	-	-	
Non-Cash Availment Authority (NCAA)	-	-	-	-	-	-	-	-	-	-	-	-	-	-	-	-	-	
Disbursements effected through outright deductions from claims	-	-	-	-	-	-	-	-	-	-	-	-	-	-	-	-	-	
Overpayment of expenses	-	-	-	-	-	-	-	-	-	-	-	-	-	-	-	-	-	
Restitution for loss of government property	-	-	-	-	-	-	-	-	-	-	-	-	-	-	-	-	-	
Liquidated damages and similar claims	-	-	-	-	-	-	-	-	-	-	-	-	-	-	-	-	-	
Others (TEF,BTR-Documentary Stamp Tax, etc.)	-	-	-	-	-	-	-	-	-	-	-	-	-	-	-	-	-	
TOTAL NON-CASH DISBURSEMENTS	-	-	-	-	-	-	-	-	-	-	-	-	-	-	-	-	-	
GRAND TOTAL	-	-	-	-	-	-	2,060,202.00	-	-	-	-	-	2,060,202.00	-	-	-	2,060,202.00	



Certified Correct:


 ELIZABETH B. ONAG
 Chief Accountant
 Accounting Division 

Recommending Approval:


 SOCRATES L. RAMORES
 Assistant National Statistician
 Finance and Administrative Services

Approved by:


 CLAIRE DENNIS S. MAPA, Ph.D.
 Undersecretary
 National Statistician and Civil Registrar General 


MONTHLY REPORT OF DISBURSEMENTS
For the month of January 2023

Department : National Economic and Development Authority (NEDA)
 Agency : Philippine Statistics Authority
 Operating Unit : Consolidated Regional Statistical Services Office
 Organization Code (UACS) : 24 008 0100000
 Fund Cluster : 01 - Regular Agency Fund

Particulars (1)	CURRENT YEAR'S BUDGET					PRIOR YEAR'S BUDGET				
	PS	MOOE	FinEx	CO	TOTAL	PRIOR YEAR'S ACCOUNTS PAYABLE				
	(2)	(3)	(4)	(5)	6=(2+3+4+5)	PS (7)	MOOE (8)	FinEx (9)	CO (10)	Sub-Total 11=(7+8+9+10)
CASH DISBURSEMENTS	73,471,727.36	51,419,337.85	-	-	124,891,065.21	41,483.84	23,989.58	-	-	65,473.42
Notice of Cash Allocations	73,471,727.36	51,419,337.85	-	-	124,891,065.21	41,483.84	23,989.58	-	-	65,473.42
MDS Checks Issued	12,414,247.82	6,915,051.42	-	-	19,329,299.24	-	22,679.28	-	-	22,679.28
Advice to Debit Account	61,057,479.54	44,504,286.43	-	-	105,561,765.97	41,483.84	1,310.30	-	-	42,794.14
Notice of Transfer Allocations (NTA)	-	-	-	-	-	-	-	-	-	-
MDS Checks Issued	-	-	-	-	-	-	-	-	-	-
Advice to Debit Account	-	-	-	-	-	-	-	-	-	-
Working Fund for FAPS	-	-	-	-	-	-	-	-	-	-
Cash Disbursement Ceiling (CDC)	-	-	-	-	-	-	-	-	-	-
TOTAL CASH DISBURSEMENTS	73,471,727.36	51,419,337.85	-	-	124,891,065.21	41,483.84	23,989.58	-	-	65,473.42
NON-CASH DISBURSEMENTS	7,786,254.97	21,046,228.23	-	51,364.29	28,883,847.49	4,289.01	-	-	-	4,289.01
Tax Remittance Advices Issued (TRA)	7,786,254.97	21,046,228.23	-	51,364.29	28,883,847.49	4,289.01	-	-	-	4,289.01
Non-Cash Availment Authority (NCAA)	-	-	-	-	-	-	-	-	-	-
Disbursements effected through outright deductions from claims	-	-	-	-	-	-	-	-	-	-
Overpayment of expenses	-	-	-	-	-	-	-	-	-	-
Restitution for loss of government property	-	-	-	-	-	-	-	-	-	-
Liquidated damages and similar claims	-	-	-	-	-	-	-	-	-	-
Others (TEF,BTr-Documentary Stamp Tax, etc.)	-	-	-	-	-	-	-	-	-	-
TOTAL NON-CASH DISBURSEMENTS	7,786,254.97	21,046,228.23	-	51,364.29	28,883,847.49	4,289.01	-	-	-	4,289.01
GRAND TOTAL	81,257,982.33	72,465,566.08	-	51,364.29	153,774,912.70	45,772.85	23,989.58	-	-	69,762.43

SUMMARY

Particulars (1)	Previous Report (2)	Current Month (3)	As of Date (4)
Total Disbursement Authorities Received	-	194,918,476.92	194,918,476.92
NCA	-	152,554,000.00	152,554,000.00
NTA	-	13,363,432.36	13,363,432.36
Working Fund	-	-	-
TRA	-	29,001,044.56	29,001,044.56
CDC	-	-	-
NCAA	-	-	-
Less: Notice of Transfer Allocation (NTA) issued*	-	3,499,051.00	3,499,051.00
Total Disbursements Authorities Available	-	191,419,425.92	191,419,425.92
Less:	-	-	-
Lapsed NCA	-	-	-
Disbursements	-	154,379,948.08	154,379,948.08
Less: Other Non-Cash Disbursements	-	-	-
Disbursements effected through outright deductions from claims	-	-	-
Overpayment of expenses	-	-	-
Restitution for loss of government property	-	-	-
Liquidated damages and similar claims	-	-	-
Others (TEF,BTr-Documentary Stamp Tax, etc.)	-	-	-
Add/Less: Adjustments (e.g. cancelled/staled checks)	-	-	-
Balance of Disbursements Authorities to date	-	37,039,477.84	37,039,477.84
Total Disbursements Program	-	191,419,425.92	191,419,425.92
Less: Actual Disbursements	-	154,379,948.08	154,379,948.08
(Over)/Under spending	-	37,039,477.84	37,039,477.84



Department : National Economic and Development Authority (NEDA)
 Agency : Philippine Statistics Authority
 Operating Unit : Consolidated Regional Statistical Services Office
 Organization Code (UACS) : 24 008 0100000
 Fund Cluster : 01 - Regular Agency Fund

Particulars (1)	PRIOR YEAR'S BUDGET						SUB-TOTAL 18=(6+17)	TRUST LIABILITIES				GRAND TOTAL					Remarks (28)
	CURRENT YEARS ACCOUNTS PAYABLE					TOTAL 17=(11+16)		PS (19)	MOOE (20)	CO (21)	TOTAL =(19+20+21)	PS (23)	MOOE (24)	FinEx (25)	CO (26)	TOTAL 27=(23+24+25+26)	
	PS (12)	MOOE (13)	FinEx (14)	CO (15)	Sub-Total 6=(12+13+14+15)												
CASH DISBURSEMENTS	-	422,364.89	-	-	422,364.89	487,838.31	125,378,903.52	-	-	-	-	73,513,211.20	51,865,692.32	-	-	125,378,903.52	
Notice of Cash Allocations	-	422,364.89	-	-	422,364.89	487,838.31	125,378,903.52	-	-	-	-	73,513,211.20	51,865,692.32	-	-	125,378,903.52	
MDS Checks Issued	-	26,185.59	-	-	26,185.59	48,864.87	19,378,164.11	-	-	-	-	12,414,247.82	8,983,916.29	-	-	19,378,164.11	
Advice to Debit Account	-	396,179.30	-	-	396,179.30	438,973.44	106,000,739.41	-	-	-	-	61,098,963.38	44,901,776.03	-	-	106,000,739.41	
Notice of Transfer Allocations (NTA)	-	-	-	-	-	-	-	-	-	-	-	-	-	-	-	-	
MDS Checks Issued	-	-	-	-	-	-	-	-	-	-	-	-	-	-	-	-	
Advice to Debit Account	-	-	-	-	-	-	-	-	-	-	-	-	-	-	-	-	
Working Fund for FAPS	-	-	-	-	-	-	-	-	-	-	-	-	-	-	-	-	
Cash Disbursement Ceiling (CDC)	-	-	-	-	-	-	-	-	-	-	-	-	-	-	-	-	
TOTAL CASH DISBURSEMENTS	-	422,364.89	-	-	422,364.89	487,838.31	125,378,903.52	-	-	-	-	73,513,211.20	51,865,692.32	-	-	125,378,903.52	
NON-CASH DISBURSEMENTS	-	112,908.06	-	-	112,908.06	117,197.07	29,001,044.56	-	-	-	-	7,790,543.98	21,159,136.29	-	51,364.29	29,001,044.56	
Tax Remittance Advices Issued (TRA)	-	112,908.06	-	-	112,908.06	117,197.07	29,001,044.56	-	-	-	-	7,790,543.98	21,159,136.29	-	51,364.29	29,001,044.56	
Non-Cash Availment Authority (NCAA)	-	-	-	-	-	-	-	-	-	-	-	-	-	-	-	-	
Disbursements effected through outright deductions from claims	-	-	-	-	-	-	-	-	-	-	-	-	-	-	-	-	
Overpayment of expenses	-	-	-	-	-	-	-	-	-	-	-	-	-	-	-	-	
Restitution for loss of government property	-	-	-	-	-	-	-	-	-	-	-	-	-	-	-	-	
Liquidated damages and similar claims	-	-	-	-	-	-	-	-	-	-	-	-	-	-	-	-	
Others (TEF,BTR-Documentary Stamp Tax, etc.)	-	-	-	-	-	-	-	-	-	-	-	-	-	-	-	-	
TOTAL NON-CASH DISBURSEMENTS	-	112,908.06	-	-	112,908.06	117,197.07	29,001,044.56	-	-	-	-	7,790,543.98	21,159,136.29	-	51,364.29	29,001,044.56	
GRAND TOTAL	-	535,272.95	-	-	535,272.95	605,035.38	154,379,948.08	-	-	-	-	81,303,755.18	73,024,828.61	-	51,364.29	154,379,948.08	


Certified Correct:


 ELIZABETH B. ONAG
 Chief Accountant
 Accounting Division *map*

Recommending Approval:


 SOCRATES L. RAMORES
 Assistant National Statistician
 Finance and Administrative Services

Approved by:


 CLAIRE DENNIS S. MAPA, Ph.D.
 Undersecretary
 National Statistician and Civil Registrar General *ju*


MONTHLY REPORT OF DISBURSEMENTS
For the month of January 2023

Department : National Economic and Development Authority (NEDA)
 Agency : Philippine Statistics Authority
 Operating Unit : AS
 Organization Code (UACS) : 24 008 0100000
 Fund Cluster : 01 - Regular Agency Fund

Particulars (1)	CURRENT YEAR'S BUDGET					PRIOR YEAR'S BUDGET				
	PS	MOOE	FinEx	CO	TOTAL	PRIOR YEAR'S ACCOUNTS PAYABLE				
	(2)	(3)	(4)	(5)	6=(2+3+4+5)	PS (7)	MOOE (8)	FinEx (9)	CO (10)	Sub-Total 11=(7+8+9+10)
CASH DISBURSEMENTS	114,910,024.55	85,707,840.25	-	-	180,617,864.80	2,528,829.37	60,431,816.21	-	3,739,220.98	66,697,866.56
Notice of Cash Allocations	114,910,024.55	85,707,840.25	-	-	180,617,864.80	2,528,829.37	60,431,816.21	-	3,739,220.98	66,697,866.56
MDS Checks Issued	15,030,259.02	7,866,753.84	-	-	22,897,012.86	66,840.64	1,404,399.62	-	-	1,471,240.26
Advice to Debit Account	99,879,765.53	57,841,086.41	-	-	157,720,851.94	2,459,988.73	59,027,416.59	-	3,739,220.98	65,226,626.30
Notice of Transfer Allocations (NTA)	-	-	-	-	-	-	-	-	-	-
MDS Checks Issued	-	-	-	-	-	-	-	-	-	-
Advice to Debit Account	-	-	-	-	-	-	-	-	-	-
Working Fund for FAPS	-	-	-	-	-	-	-	-	-	-
Cash Disbursement Ceiling (CDC)	-	-	-	-	-	-	-	-	-	-
TOTAL CASH DISBURSEMENTS	114,910,024.55	85,707,840.25	-	-	180,617,864.80	2,528,829.37	60,431,816.21	-	3,739,220.98	66,697,866.56
NON-CASH DISBURSEMENTS	14,015,474.87	74,137,909.27	-	51,364.29	88,204,748.43	4,289.01	-	-	-	4,289.01
Tax Remittance Advices Issued (TRA)	14,015,474.87	74,137,909.27	-	51,364.29	88,204,748.43	4,289.01	-	-	-	4,289.01
Non-Cash Availment Authority (NCAA)	-	-	-	-	-	-	-	-	-	-
Disbursements effected through outright deductions from claims	-	-	-	-	-	-	-	-	-	-
Overpayment of expenses	-	-	-	-	-	-	-	-	-	-
Restitution for loss of government property	-	-	-	-	-	-	-	-	-	-
Liquidated damages and similar claims	-	-	-	-	-	-	-	-	-	-
Others (TEF,BTr-Documentary Stamp Tax, etc.)	-	-	-	-	-	-	-	-	-	-
TOTAL NON-CASH DISBURSEMENTS	14,015,474.87	74,137,909.27	-	51,364.29	88,204,748.43	4,289.01	-	-	-	4,289.01
GRAND TOTAL	128,925,499.42	139,845,749.52	-	51,364.29	268,822,613.23	2,531,118.38	60,431,816.21	-	3,739,220.98	66,702,155.57

SUMMARY

Particulars (1)	Previous Report (2)	Current Month (3)	As of Date (4)
Total Disbursement Authorities Received	-	581,441,377.86	581,441,377.86
NCA	-	479,756,000.00	479,756,000.00
NTA	-	13,363,432.36	13,363,432.36
Working Fund	-	-	-
TRA	-	88,321,945.50	88,321,945.50
CDC	-	-	-
NCAA	-	-	-
Less: Notice of Transfer Allocation (NTA) issued*	-	13,363,432.36	13,363,432.36
Total Disbursements Authorities Available	-	568,077,945.50	568,077,945.50
Less:	-	-	-
Lapsed NCA	-	-	-
Disbursements	-	336,060,041.75	336,060,041.75
Less: Other Non-Cash Disbursements	-	-	-
Disbursements effected through outright deductions from claims	-	-	-
Overpayment of expenses	-	-	-
Restitution for loss of government property	-	-	-
Liquidated damages and similar claims	-	-	-
Others (TEF,BTr-Documentary Stamp Tax, etc.)	-	-	-
Add/Less: Adjustments (e.g. cancelled/staled checks)	-	-	-
Balance of Disbursements Authorities to date	-	232,017,903.75	232,017,903.75
Total Disbursements Program	-	568,077,945.50	568,077,945.50
Less: Actual Disbursements	-	336,060,041.75	336,060,041.75
(Over)/Under spending	-	232,017,903.75	232,017,903.75



duy

Department : National Economic and Development Authority (NEDA)
 Agency : Philippine Statistics Authority
 Operating Unit : All
 Organization Code (UACS) : 24 008 0100000
 Fund Cluster : 01 - Regular Agency Fund

Particulars (1)	PRIOR YEAR'S BUDGET						SUB-TOTAL 18=(6+17)	TRUST LIABILITIES				GRAND TOTAL					Remarks (28)
	CURRENT YEARS ACCOUNTS PAYABLE					TOTAL 17=(11+16)		PS (19)	MOOE (20)	CO (21)	TOTAL 19+20	PS (23)	MOOE (24)	FinEx (25)	CO (26)	TOTAL 27=(23+24+25+26)	
	PS (12)	MOOE (13)	FinEx (14)	CO (15)	Sub-Total 13=(12+13+14+15)												
CASH DISBURSEMENTS	-	422,364.89	-	-	422,364.89	67,120,231.45	247,738,096.25	-	-	-	-	117,436,853.92	126,562,021.35	-	3,739,220.98	247,738,096.25	
Notice of Cash Allocations	-	422,364.89	-	-	422,364.89	67,120,231.45	247,738,096.25	-	-	-	-	117,436,853.92	126,562,021.35	-	3,739,220.98	247,738,096.25	
MDS Checks Issued	-	26,185.59	-	-	26,185.59	1,497,425.85	24,394,438.71	-	-	-	-	15,097,099.66	9,297,339.05	-	-	24,394,438.71	
Advice to Debit Account	-	396,179.30	-	-	396,179.30	65,622,805.60	223,343,657.54	-	-	-	-	102,339,754.26	117,264,682.30	-	3,739,220.98	223,343,657.54	
Notice of Transfer Allocations (NTA)	-	-	-	-	-	-	-	-	-	-	-	-	-	-	-	-	
MDS Checks Issued	-	-	-	-	-	-	-	-	-	-	-	-	-	-	-	-	
Advice to Debit Account	-	-	-	-	-	-	-	-	-	-	-	-	-	-	-	-	
Working Fund for FAPS	-	-	-	-	-	-	-	-	-	-	-	-	-	-	-	-	
Cash Disbursement Ceiling (CDC)	-	-	-	-	-	-	-	-	-	-	-	-	-	-	-	-	
TOTAL CASH DISBURSEMENTS	-	422,364.89	-	-	422,364.89	67,120,231.45	247,738,096.25	-	-	-	-	117,436,853.92	126,562,021.35	-	3,739,220.98	247,738,096.25	
NON-CASH DISBURSEMENTS	-	112,908.06	-	-	112,908.06	117,197.07	88,321,945.50	-	-	-	-	14,019,763.88	74,250,817.33	-	51,364.29	88,321,945.50	
Tax Remittance Advices Issued (TRA)	-	112,908.06	-	-	112,908.06	117,197.07	88,321,945.50	-	-	-	-	14,019,763.88	74,250,817.33	-	51,364.29	88,321,945.50	
Non-Cash Availment Authority (NCAA)	-	-	-	-	-	-	-	-	-	-	-	-	-	-	-	-	
Disbursements effected through outright deductions from claims	-	-	-	-	-	-	-	-	-	-	-	-	-	-	-	-	
Overpayment of expenses	-	-	-	-	-	-	-	-	-	-	-	-	-	-	-	-	
Restitution for loss of government property	-	-	-	-	-	-	-	-	-	-	-	-	-	-	-	-	
Liquidated damages and similar claims	-	-	-	-	-	-	-	-	-	-	-	-	-	-	-	-	
Others (TEF,BTr-Documentary Stamp Tax, etc.)	-	-	-	-	-	-	-	-	-	-	-	-	-	-	-	-	
TOTAL NON-CASH DISBURSEMENTS	-	112,908.06	-	-	112,908.06	117,197.07	88,321,945.50	-	-	-	-	14,019,763.88	74,250,817.33	-	51,364.29	88,321,945.50	
GRAND TOTAL	-	535,272.95	-	-	535,272.95	67,237,428.52	336,060,041.75	-	-	-	-	131,456,617.80	200,812,838.68	-	3,790,585.27	336,060,041.75	

Certified Correct:


 ELIZABETH B. ONAG
 Chief Accountant
 Accounting Division

Recommending Approval:


 SOCRATES L. RAMORES
 Assistant National Statistician
 Finance and Administrative Services

Approved by:


 CLAIRE DENNIS S. MAPA, Ph.D.
 Undersecretary
 National Statistician and Civil Registrar General