



In following-up, pls. cite DMS ref #
2022-BA-0101754-E

REPUBLIC OF THE PHILIPPINES
DEPARTMENT OF BUDGET AND MANAGEMENT
GENERAL SOLANO STREET, SAN MIGUEL, MANILA

ACKNOWLEDGEMENT RECEIPT

The **DEPARTMENT OF BUDGET AND MANAGEMENT** hereby acknowledges the receipt of your letter/request which has been uploaded to the DBM-Document Management System and routed to the appropriate office/s with the following information:

Sender: Central Office Accounting adcentraloffice2021@gmail.com - EMAIL

Document Title: PSA-FAR 4 for the month of July 2022

Document Reference No: 2022-BA-0101754-E

Date and Time Uploaded: Wednesday, August 10, 2022 5:46:47 PM

Uploaded By: CRD RECEIVING ()

Routed To: BMB-A Christine P. Santos

CC:

Total no of pages received: 1 copy and 8 pages

The determination of the completeness of the documentary requirements submitted, if any, is subject to the evaluation of the technical person in charge.

This receipt is system generated and does not require signature.

Received by:



DOCUMENT
MANAGEMENT
SYSTEM



MONTHLY REPORT OF DISBURSEMENTS
For the month of July 2022

Department : National Economic and Development Authority (NEDA)
Agency : Philippine Statistics Authority
Operating Unit : Central Office
Organization Code (UACS) : 24 008 0100000
Fund Cluster : 01 - Regular Agency Fund

Particulars (1)	CURRENT YEAR'S BUDGET					PRIOR YEAR'S BUDGET				
	PS	MOOE	FinEx	CO	TOTAL	PRIOR YEAR'S ACCOUNTS PAYABLE				
	(2)	(3)	(4)	(5)	6=(2+3+4+5)	PS	MOOE	FinEx	CO	Sub-Total
						(7)	(8)	(9)	(10)	11=(7+8+9+10)
CASH DISBURSEMENTS	41,513,243.75	92,966,380.76	-	5,061,395.78	139,541,020.29	-	272,304.62	-	-	272,304.62
Notice of Cash Allocations	41,513,243.75	92,966,380.76	-	5,061,395.78	139,541,020.29	-	272,304.62	-	-	272,304.62
MDS Checks Issued	7,076,651.89	44,934,809.10	-	-	52,011,460.99	-	-	-	-	-
Advice to Debit Account	34,436,591.86	48,031,571.66	-	5,061,395.78	87,529,559.30	-	272,304.62	-	-	272,304.62
Notice of Transfer Allocations (NTA)	-	-	-	-	-	-	-	-	-	-
Checks Issued	-	-	-	-	-	-	-	-	-	-
Advice to Debit Account	-	-	-	-	-	-	-	-	-	-
Working Fund for FAPS	-	-	-	-	-	-	-	-	-	-
Cash Disbursement Ceiling (CDC)	-	-	-	-	-	-	-	-	-	-
TOTAL CASH DISBURSEMENTS	41,513,243.75	92,966,380.76	-	5,061,395.78	139,541,020.29	-	272,304.62	-	-	272,304.62
NON-CASH DISBURSEMENTS	4,059,148.03	24,972,534.05	-	-	29,031,682.08	-	-	-	-	-
Tax Remittance Advices Issued (TRA)	4,059,148.03	24,972,534.05	-	-	29,031,682.08	-	-	-	-	-
Non-Cash Availment Authority (NCAA)	-	-	-	-	-	-	-	-	-	-
Disbursements effected through outright deductions from claims	-	-	-	-	-	-	-	-	-	-
Overpayment of expenses	-	-	-	-	-	-	-	-	-	-
Restitution for loss of government property	-	-	-	-	-	-	-	-	-	-
Liquidated damages and similar claims	-	-	-	-	-	-	-	-	-	-
Others (TEF,BTr-Documentary Stamp Tax, etc.)	-	-	-	-	-	-	-	-	-	-
TOTAL NON-CASH DISBURSEMENTS	4,059,148.03	24,972,534.05	-	-	29,031,682.08	-	-	-	-	-
GRAND TOTAL	45,572,391.78	117,938,914.81	-	5,061,395.78	168,572,702.37	-	272,304.62	-	-	272,304.62

SUMMARY

Particulars (1)	Previous Report (2)	Current Month (3)	As of Date (4)
Total Disbursement Authorities Received	3,328,354,245.43	1,264,221,682.08	4,592,575,927.51
NCA	3,215,420,000.00	1,235,190,000.00	4,450,610,000.00
NTA	-	-	-
Working Fund	-	-	-
TRA	112,934,245.43	29,031,682.08	141,965,927.51
CDC	-	-	-
NCAA	-	-	-
Less: Notice of Transfer Allocation (NTA) issued*	1,824,482,103.64	497,993,540.50	2,322,475,644.14
Total Disbursements Authorities Available	1,503,872,141.79	766,228,141.58	2,270,100,283.37
Less:	-	-	-
Lapsed NCA	1,340.89	-	1,340.89
Disbursements	1,503,870,800.90	168,845,006.99	1,672,715,807.89
Less: Other Non-Cash Disbursements	-	-	-
Disbursements effected through outright deductions from claims	-	-	-
Others (TEF,BTr-Documentary Stamp Tax, etc.)	-	-	-
Add/Less: Adjustments (e.g. cancelled/staled checks)	-	-	-
Balance of Disbursements Authorities to date	(0.00)	597,383,134.59	597,383,134.59
Total Disbursements Program	1,503,872,141.79	766,228,141.58	2,270,100,283.37
Less: Actual Disbursements	1,503,870,800.90	168,845,006.99	1,672,715,807.89
(Over)/Under spending	1,340.89	597,383,134.59	597,384,475.48




Department : National Economic and Development Authority (NEDA)
 Agency : Philippine Statistics Authority
 Operating Unit : Central Office
 Organization Code (UACS) : 24 008 0100000
 Fund Cluster : 01 - Regular Agency Fund

Particulars (1)	PRIOR YEAR'S BUDGET						SUB-TOTAL 18=(6+17)	TRUST LIABILITIES				GRAND TOTAL					Remarks (28)
	CURRENT YEARS ACCOUNTS PAYABLE					TOTAL 17=(11+16)		PS (19)	MOOE (20)	CO (21)	TOTAL =(19+20+21)	PS (23)	MOOE (24)	FinEx (25)	CO (26)	TOTAL 27=(23+24+25+26)	
	PS (12)	MOOE (13)	FinEx (14)	CO (15)	Sub-Total =(12+13+14+15)												
CASH DISBURSEMENTS	-	-	-	-	-	272,304.62	139,813,324.91	-	-	-	-	41,513,243.75	93,238,685.38	-	5,061,395.78	139,813,324.91	
Notice of Cash Allocations	-	-	-	-	-	272,304.62	139,813,324.91	-	-	-	-	41,513,243.75	93,238,685.38	-	5,061,395.78	139,813,324.91	
MDS Checks Issued	-	-	-	-	-	-	52,011,460.99	-	-	-	-	7,076,651.89	44,934,809.10	-	-	52,011,460.99	
Advice to Debit Account	-	-	-	-	-	272,304.62	87,801,863.92	-	-	-	-	34,436,591.86	48,303,876.28	-	5,061,395.78	87,801,863.92	
Notice of Transfer Allocations (NTA)	-	-	-	-	-	-	-	-	-	-	-	-	-	-	-	-	
Checks Issued	-	-	-	-	-	-	-	-	-	-	-	-	-	-	-	-	
Advice to Debit Account	-	-	-	-	-	-	-	-	-	-	-	-	-	-	-	-	
Working Fund for FAPS	-	-	-	-	-	-	-	-	-	-	-	-	-	-	-	-	
Cash Disbursement Ceiling (CDC)	-	-	-	-	-	-	-	-	-	-	-	-	-	-	-	-	
TOTAL CASH DISBURSEMENTS	-	-	-	-	-	272,304.62	139,813,324.91	-	-	-	-	41,513,243.75	93,238,685.38	-	5,061,395.78	139,813,324.91	
NON-CASH DISBURSEMENTS	-	-	-	-	-	-	29,031,682.08	-	-	-	-	4,059,148.03	24,972,534.05	-	-	29,031,682.08	
Tax Remittance Advices Issued (TRA)	-	-	-	-	-	-	29,031,682.08	-	-	-	-	4,059,148.03	24,972,534.05	-	-	29,031,682.08	
Non-Cash Availment Authority (NCAA)	-	-	-	-	-	-	-	-	-	-	-	-	-	-	-	-	
Disbursements effected through outright deductions from claims	-	-	-	-	-	-	-	-	-	-	-	-	-	-	-	-	
Overpayment of expenses	-	-	-	-	-	-	-	-	-	-	-	-	-	-	-	-	
Restitution for loss of government property	-	-	-	-	-	-	-	-	-	-	-	-	-	-	-	-	
Liquidated damages and similar claims	-	-	-	-	-	-	-	-	-	-	-	-	-	-	-	-	
Others (TEF, BTr-Documentary Stamp Tax, etc.)	-	-	-	-	-	-	-	-	-	-	-	-	-	-	-	-	
TOTAL NON-CASH DISBURSEMENTS	-	-	-	-	-	-	29,031,682.08	-	-	-	-	4,059,148.03	24,972,534.05	-	-	29,031,682.08	
GRAND TOTAL	-	-	-	-	-	272,304.62	168,845,006.99	-	-	-	-	45,572,391.78	118,211,219.43	-	5,061,395.78	168,845,006.99	


Certified Correct:


 MARIA CELESTE D.L. BALANZA
 Accounting Division
 Officer-in-Charge

Recommending Approval:


 SOCRATES L. RAMORES
 Assistant National Statistician
 Finance and Administrative Services

Approved by:


 CLAIRE DENNIS S. MAPA, Ph. D.
 Undersecretary
 National Statistician and Civil Registrar General


MONTHLY REPORT OF DISBURSEMENTS
For the month of July 2022

Department : National Economic and Development Authority (NEDA)
 Agency : Philippine Statistics Authority
 Operating Unit : Central Office
 Organization Code (UACS) : 24 008 0100000
 Fund Cluster : 07 - Trust Fund

Particulars (1)	CURRENT YEAR'S BUDGET					PRIOR YEAR'S BUDGET				
	PS	MOOE	FinEx	CO	TOTAL	PRIOR YEAR'S ACCOUNTS PAYABLE				
	(2)	(3)	(4)	(5)	6=(2+3+4+5)	PS	MOOE	FinEx	CO	Sub-Total
						(7)	(8)	(9)	(10)	11=(7+8+9+10)
CASH DISBURSEMENTS	-	18,436,465.95	-	-	18,436,465.95	-	-	-	-	-
Notice of Cash Allocations	-	18,436,465.95	-	-	18,436,465.95	-	-	-	-	-
MDS Checks Issued										
Advice to Debit Account		18,436,465.95			18,436,465.95					
Notice of Transfer Allocations (NTA)	-	-	-	-	-	-	-	-	-	-
MDS Checks Issued										
Advice to Debit Account										
Working Fund for FAPS										
Cash Disbursement Ceiling (CDC)										
TOTAL CASH DISBURSEMENTS	-	18,436,465.95	-	-	18,436,465.95	-	-	-	-	-
NON-CASH DISBURSEMENTS	-	-	-	-	-	-	-	-	-	-
Tax Remittance Advices Issued (TRA)										
Non-Cash Availment Authority (NCAA)										
Disbursements effected through outright deductions from claims	-	-	-	-	-	-	-	-	-	-
Overpayment of expenses										
Restitution for loss of government property										
Liquidated damages and similar claims										
Others (TEF,BTr-Documentary Stamp Tax, etc.)										
TOTAL NON-CASH DISBURSEMENTS	-	-	-	-	-	-	-	-	-	-
GRAND TOTAL	-	18,436,465.95	-	-	18,436,465.95	-	-	-	-	-

SUMMARY

Particulars (1)	Previous Report (2)	Current Month (3)	As of Date (4)
Total Disbursement Authorities Received	125,701,677.00	-	125,701,677.00
NCA	125,701,677.00	-	125,701,677.00
NTA	-	-	-
Working Fund	-	-	-
TRA	-	-	-
CDC	-	-	-
NCAA	-	-	-
Less: Notice of Transfer Allocation (NTA) issued*	-	-	-
Total Disbursements Authorities Available	125,701,677.00	-	125,701,677.00
Less:	-	-	-
Lapsed NCA	-	-	-
Disbursements	20,775,034.25	18,436,465.95	39,211,500.20
Less: Other Non-Cash Disbursements	-	-	-
Disbursements effected through outright deductions from claims	-	-	-
Others (TEF,BTr-Documentary Stamp Tax, etc.)	-	-	-
Add/Less: Adjustments (e.g. cancelled/staled checks)	-	-	-
Balance of Disbursements Authorities to date	104,926,642.75	(18,436,465.95)	86,490,176.80
Total Disbursements Program	125,701,677.00	-	125,701,677.00
Less: Actual Disbursements	20,775,034.25	18,436,465.95	39,211,500.20
(Over)/Under spending	104,926,642.75	(18,436,465.95)	86,490,176.80



Handwritten initials/signature

Department : National Economic and Development Authority (NEDA)
 Agency : Philippine Statistics Authority
 Operating Unit : Central Office
 Organization Code (UACS) : 24 008 0100000
 Fund Cluster : 07 - Trust Fund

Particulars (1)	PRIOR YEAR'S BUDGET						SUB-TOTAL 18=(6+17)	TRUST LIABILITIES				GRAND TOTAL					Remarks (28)	
	CURRENT YEARS ACCOUNTS PAYABLE					TOTAL 17=(11+16)		PS (19)	MOOE (20)	CO (21)	TOTAL =(19+20+21)	PS (23)	MOOE (24)	FinEx (25)	CO (26)	TOTAL 27=(23+24+25+26)		
	PS (12)	MOOE (13)	FinEx (14)	CO (15)	Sub-Total =(12+13+14+15)													
CASH DISBURSEMENTS	-	-	-	-	-	-	18,436,465.95	-	-	-	-	-	18,436,465.95	-	-	-	18,436,465.95	
Notice of Cash Allocations	-	-	-	-	-	-	18,436,465.95	-	-	-	-	-	18,436,465.95	-	-	-	18,436,465.95	
MDS Checks Issued	-	-	-	-	-	-	-	-	-	-	-	-	-	-	-	-	-	
Advice to Debit Account	-	-	-	-	-	-	18,436,465.95	-	-	-	-	-	18,436,465.95	-	-	-	18,436,465.95	
Notice of Transfer Allocations (NTA)	-	-	-	-	-	-	-	-	-	-	-	-	-	-	-	-	-	
Checks Issued	-	-	-	-	-	-	-	-	-	-	-	-	-	-	-	-	-	
Advice to Debit Account	-	-	-	-	-	-	-	-	-	-	-	-	-	-	-	-	-	
Working Fund for FAPS	-	-	-	-	-	-	-	-	-	-	-	-	-	-	-	-	-	
Cash Disbursement Ceiling (CDC)	-	-	-	-	-	-	-	-	-	-	-	-	-	-	-	-	-	
TOTAL CASH DISBURSEMENTS	-	-	-	-	-	-	18,436,465.95	-	-	-	-	-	18,436,465.95	-	-	-	18,436,465.95	
NON-CASH DISBURSEMENTS	-	-	-	-	-	-	-	-	-	-	-	-	-	-	-	-	-	
Tax Remittance Advices Issued (TRA)	-	-	-	-	-	-	-	-	-	-	-	-	-	-	-	-	-	
Non-Cash Availment Authority (NCAA)	-	-	-	-	-	-	-	-	-	-	-	-	-	-	-	-	-	
Disbursements effected through outright deductions from claims	-	-	-	-	-	-	-	-	-	-	-	-	-	-	-	-	-	
Overpayment of expenses	-	-	-	-	-	-	-	-	-	-	-	-	-	-	-	-	-	
Restitution for loss of government property	-	-	-	-	-	-	-	-	-	-	-	-	-	-	-	-	-	
Liquidated damages and similar claims	-	-	-	-	-	-	-	-	-	-	-	-	-	-	-	-	-	
Others (TEF,BTr-Documentary Stamp Tax, etc.)	-	-	-	-	-	-	-	-	-	-	-	-	-	-	-	-	-	
TOTAL NON-CASH DISBURSEMENTS	-	-	-	-	-	-	-	-	-	-	-	-	-	-	-	-	-	
GRAND TOTAL	-	-	-	-	-	-	18,436,465.95	-	-	-	-	-	18,436,465.95	-	-	-	18,436,465.95	


Certified Correct:


MARIA CELESTE D.L. BALANZA
 Accounting Division
 Officer-in-Charge

Recommending Approval:


SOCRATES L. RAMORES
 Assistant National Statistician
 Finance and Administrative Services

Approved by:


CLAIRE DENNIS S. MAPA, Ph. D.
 Undersecretary
 National Statistician and Civil Registrar General

MONTHLY REPORT OF DISBURSEMENTS
For the month of July 2022

Department : National Economic and Development Authority (NEDA)
 Agency : Philippine Statistics Authority
 Operating Unit : Consolidated Regional Statistical Services Office
 Organization Code (UACS) : 24 008 0100000
 Fund Cluster : 01 - Regular Agency Fund

Particulars (1)	CURRENT YEAR'S BUDGET					PRIOR YEAR'S BUDGET				
	PS	MOOE	FinEx	CO	TOTAL	PRIOR YEAR'S ACCOUNTS PAYABLE				
	(2)	(3)	(4)	(5)	6=(2+3+4+5)	PS (7)	MOOE (8)	FinEx (9)	CO (10)	Sub-Total 11=(7+8+9+10)
CASH DISBURSEMENTS	62,107,794.42	287,206,842.56	200.00	249,090.00	349,563,926.98	-	-	-	-	-
Notice of Cash Allocations	59,878,215.80	278,448,716.32	200.00	249,090.00	338,576,222.12	-	-	-	-	-
MDS Checks Issued	9,752,536.26	28,362,301.63	200.00	-	38,115,037.89	-	-	-	-	-
Advice to Debit Account	50,125,679.54	250,086,414.69	-	249,090.00	300,461,184.23	-	-	-	-	-
Notice of Transfer Allocations (NTA)	2,229,578.62	8,758,126.24	-	-	10,987,704.86	-	-	-	-	-
MDS Checks Issued	932,630.26	4,112,151.94	-	-	5,044,782.20	-	-	-	-	-
Advice to Debit Account	1,296,948.36	4,645,974.30	-	-	5,942,922.66	-	-	-	-	-
Working Fund for FAPS	-	-	-	-	-	-	-	-	-	-
Cash Disbursement Ceiling (CDC)	-	-	-	-	-	-	-	-	-	-
TOTAL CASH DISBURSEMENTS	62,107,794.42	287,206,842.56	200.00	249,090.00	349,563,926.98	-	-	-	-	-
NON-CASH DISBURSEMENTS	5,400,177.80	7,153,639.78	-	-	12,553,817.58	-	-	-	-	-
Tax Remittance Advices Issued (TRA)	5,400,177.80	7,153,639.78	-	-	12,553,817.58	-	-	-	-	-
Non-Cash Availment Authority (NCAA)	-	-	-	-	-	-	-	-	-	-
Disbursements effected through outright deductions from claims	-	-	-	-	-	-	-	-	-	-
Overpayment of expenses	-	-	-	-	-	-	-	-	-	-
Restitution for loss of government property	-	-	-	-	-	-	-	-	-	-
Liquidated damages and similar claims	-	-	-	-	-	-	-	-	-	-
Others (TEF,BTr-Documentary Stamp Tax, etc.)	-	-	-	-	-	-	-	-	-	-
TOTAL NON-CASH DISBURSEMENTS	5,400,177.80	7,153,639.78	-	-	12,553,817.58	-	-	-	-	-
GRAND TOTAL	67,507,972.22	294,360,482.34	200.00	249,090.00	362,117,744.56	-	-	-	-	-


SUMMARY


	Previous Report (2)	Current Month (3)	As of Date (4)
Total Disbursement Authorities Received	2,863,863,561.43	662,662,708.25	3,526,526,269.68
NCA	854,358,000.00	138,886,000.00	993,244,000.00
NTA	1,924,223,460.14	511,125,443.06	2,435,348,903.20
Working Fund	-	-	-
TRA	85,282,101.29	12,651,265.19	97,933,366.48
CDC	-	-	-
NCAA	-	-	-
Less: Notice of Transfer Allocation (NTA) issued*	99,741,356.50	13,131,902.56	112,873,259.06
Total Disbursements Authorities Available	2,764,122,204.93	649,530,805.69	3,413,653,010.62
Less:	-	-	-
Lapsed NCA	2,742,416.92	-	2,742,416.92
Disbursements	2,739,395,005.82	372,779,849.38	3,112,174,855.20
Less: Other Non-Cash Disbursements	-	-	-
Disbursements effected through outright deductions from claims	-	-	-
Overpayment of expenses	-	-	-
Restitution for loss of government property	-	-	-
Liquidated damages and similar claims	-	-	-
Others (TEF,BTr-Documentary Stamp Tax, etc.)	-	-	-
Add/Less: Adjustments (e.g. cancelled/staled checks)	68,440.03	26,925.77	95,365.80
Balance of Disbursements Authorities to date	22,053,222.22	276,777,882.08	298,831,104.30
Total Disbursements Program	2,764,190,644.96	649,557,731.46	3,413,748,376.42
Less: Actual Disbursements	2,739,395,005.82	372,779,849.38	3,112,174,855.20
(Over)/Under spending	24,795,639.14	276,777,882.08	301,573,521.22




Department : National Economic and Development Authority (NEDA)
 Agency : Philippine Statistics Authority
 Operating Unit : Consolidated Regional Statistical Services Office
 Organization Code (UACS) : 24 008 0100000
 Fund Cluster : 01 - Regular Agency Fund

Particulars (1)	PRIOR YEAR'S BUDGET						SUB-TOTAL 18=(6+17)	TRUST LIABILITIES				GRAND TOTAL					Remarks (28)
	CURRENT YEARS ACCOUNTS PAYABLE					TOTAL 17=(11+16)		PS (19)	MOOE (20)	CO (21)	TOTAL =(19+20+21)	PS (23)	MOOE (24)	FinEx (25)	CO (26)	TOTAL 27=(23+24+25+26)	
	PS (12)	MOOE (13)	FinEx (14)	CO (15)	Sub-Total 16=(12+13+14+15)												
CASH DISBURSEMENTS	-	10,564,657.21	-	-	10,564,657.21	10,564,657.21	360,128,584.19	-	-	-	-	62,107,794.42	297,771,499.77	200.00	249,090.00	360,128,584.19	
Notice of Cash Allocations	-	8,470,574.78	-	-	8,470,574.78	8,470,574.78	347,046,796.90	-	-	-	-	59,878,215.80	286,919,291.10	200.00	249,090.00	347,046,796.90	
MDS Checks Issued	-	22,485.70	-	-	22,485.70	22,485.70	38,137,523.59	-	-	-	-	9,752,536.26	28,384,787.33	200.00	-	38,137,523.59	
Advice to Debit Account	-	8,448,089.08	-	-	8,448,089.08	8,448,089.08	308,909,273.31	-	-	-	-	50,125,679.54	258,534,503.77	-	249,090.00	308,909,273.31	
Notice of Transfer Allocations (NTA)	-	2,094,082.43	-	-	2,094,082.43	2,094,082.43	13,081,787.29	-	-	-	-	2,229,578.62	10,852,208.67	-	-	13,081,787.29	
MDS Checks Issued	-	1,307,147.35	-	-	1,307,147.35	1,307,147.35	6,351,929.55	-	-	-	-	932,630.26	5,419,299.29	-	-	6,351,929.55	
Advice to Debit Account	-	786,935.08	-	-	786,935.08	786,935.08	6,729,857.74	-	-	-	-	1,296,948.36	5,432,909.38	-	-	6,729,857.74	
Warrant for FAPS	-	-	-	-	-	-	-	-	-	-	-	-	-	-	-	-	
Cash Disbursement Ceiling (CDC)	-	-	-	-	-	-	-	-	-	-	-	-	-	-	-	-	
TOTAL CASH DISBURSEMENTS	-	10,564,657.21	-	-	10,564,657.21	10,564,657.21	360,128,584.19	-	-	-	-	62,107,794.42	297,771,499.77	200.00	249,090.00	360,128,584.19	
NON-CASH DISBURSEMENTS	-	97,447.61	-	-	97,447.61	97,447.61	12,651,265.19	-	-	-	-	5,400,177.80	7,251,087.39	-	-	12,651,265.19	
Tax Remittance Advices Issued (TRA)	-	97,447.61	-	-	97,447.61	97,447.61	12,651,265.19	-	-	-	-	5,400,177.80	7,251,087.39	-	-	12,651,265.19	
Non-Cash Availment Authority (NCAA)	-	-	-	-	-	-	-	-	-	-	-	-	-	-	-	-	
Disbursements effected through outright deductions from claims	-	-	-	-	-	-	-	-	-	-	-	-	-	-	-	-	
Overpayment of expenses	-	-	-	-	-	-	-	-	-	-	-	-	-	-	-	-	
Restitution for loss of government property	-	-	-	-	-	-	-	-	-	-	-	-	-	-	-	-	
Liquidated damages and similar claims	-	-	-	-	-	-	-	-	-	-	-	-	-	-	-	-	
Others (TEF,BTr-Documentary Stamp Tax, etc.)	-	-	-	-	-	-	-	-	-	-	-	-	-	-	-	-	
TOTAL NON-CASH DISBURSEMENTS	-	97,447.61	-	-	97,447.61	97,447.61	12,651,265.19	-	-	-	-	5,400,177.80	7,251,087.39	-	-	12,651,265.19	
GRAND TOTAL	-	10,662,104.82	-	-	10,662,104.82	10,662,104.82	372,779,849.38	-	-	-	-	67,507,972.22	305,022,587.16	200.00	249,090.00	372,779,849.38	

Certified Correct:

 MARIA CELESTE D.L. BALANZA
 Accounting Division
 Officer-in-Charge

Recommending Approval:

 SOCRATES L. RAMORES
 Assistant National Statistician
 Finance and Administrative Services

Approved by:

 CLAIRE DENNIS S. MAPA, Ph. D.
 Undersecretary
 National Statistician and Civil Registrar General

MONTHLY REPORT OF DISBURSEMENTS
For the month of July 2022

Department : National Economic and Development Authority (NEDA)
 Agency : Philippine Statistics Authority
 Operating Unit : All
 Organization Code (UACS) : 24 008 0100000
 Fund Cluster : 01 - Regular Agency Fund

Particulars (1)	CURRENT YEAR'S BUDGET					PRIOR YEAR'S BUDGET				
	PS	MOOE	FinEx	CO	TOTAL	PRIOR YEAR'S ACCOUNTS PAYABLE				
	(2)	(3)	(4)	(5)	6=(2+3+4+5)	PS	MOOE	FinEx	CO	Sub-Total
						(7)	(8)	(9)	(10)	11=(7+8+9+10)
CASH DISBURSEMENTS	103,621,038.17	380,173,223.32	200.00	5,310,485.78	489,104,947.27	-	272,304.62	-	-	272,304.62
Notice of Cash Allocations	101,391,459.55	371,415,097.08	200.00	5,310,485.78	478,117,242.41	-	272,304.62	-	-	272,304.62
MDS Checks Issued	16,829,188.15	73,297,110.73	200.00	-	90,126,498.88	-	-	-	-	-
Advice to Debit Account	84,562,271.40	298,117,986.35	-	5,310,485.78	387,990,743.53	-	272,304.62	-	-	272,304.62
Notice of Transfer Allocations (NTA)	2,229,578.62	8,758,126.24	-	-	10,987,704.86	-	-	-	-	-
MDS Checks Issued	932,630.26	4,112,151.94	-	-	5,044,782.20	-	-	-	-	-
Advice to Debit Account	1,296,948.36	4,645,974.30	-	-	5,942,922.66	-	-	-	-	-
Working Fund for FAPS	-	-	-	-	-	-	-	-	-	-
Cash Disbursement Ceiling (CDC)	-	-	-	-	-	-	-	-	-	-
TOTAL CASH DISBURSEMENTS	103,621,038.17	380,173,223.32	200.00	5,310,485.78	489,104,947.27	-	272,304.62	-	-	272,304.62
NON-CASH DISBURSEMENTS	9,459,325.83	32,126,173.83	-	-	41,585,499.66	-	-	-	-	-
Tax Remittance Advices Issued (TRA)	9,459,325.83	32,126,173.83	-	-	41,585,499.66	-	-	-	-	-
Non-Cash Availment Authority (NCAA)	-	-	-	-	-	-	-	-	-	-
Disbursements effected through outright deductions from claims	-	-	-	-	-	-	-	-	-	-
Overpayment of expenses	-	-	-	-	-	-	-	-	-	-
Restitution for loss of government property	-	-	-	-	-	-	-	-	-	-
Liquidated damages and similar claims	-	-	-	-	-	-	-	-	-	-
Others (TEF,BTr-Documentary Stamp Tax, etc.)	-	-	-	-	-	-	-	-	-	-
TOTAL NON-CASH DISBURSEMENTS	9,459,325.83	32,126,173.83	-	-	41,585,499.66	-	-	-	-	-
GRAND TOTAL	113,080,364.00	412,299,397.15	200.00	5,310,485.78	530,690,446.93	-	272,304.62	-	-	272,304.62

SUMMARY

	Previous Report (2)	Current Month (3)	As of Date (4)
Total Disbursement Authorities Received	6,192,217,806.86	1,926,884,390.33	8,119,102,197.19
NCA	4,069,778,000.00	1,374,076,000.00	5,443,854,000.00
NTA	1,924,223,460.14	511,125,443.06	2,435,348,903.20
Working Fund	-	-	-
TRA	198,216,346.72	41,682,947.27	239,899,293.99
CDC	-	-	-
NCAA	-	-	-
Less: Notice of Transfer Allocation (NTA) issued*	1,924,223,460.14	511,125,443.06	2,435,348,903.20
Total Disbursements Authorities Available	4,267,994,346.72	1,415,758,947.27	5,683,753,293.99
Less:	-	-	-
Lapsed NCA	2,743,757.81	-	2,743,757.81
Disbursements	4,243,265,806.72	541,624,856.37	4,784,890,663.09
Less: Other Non-Cash Disbursements	-	-	-
Disbursements effected through outright deductions from claims	-	-	-
Overpayment of expenses	-	-	-
Restitution for loss of government property	-	-	-
Liquidated damages and similar claims	-	-	-
Others (TEF,BTr-Documentary Stamp Tax, etc.)	-	-	-
Add/Less: Adjustments (e.g. cancelled/staled checks)	68,440.03	26,925.77	95,365.80
Balance of Disbursements Authorities to date	22,053,222.22	874,161,016.67	896,214,238.89
Total Disbursements Program	4,268,062,786.75	1,415,785,873.04	5,683,848,659.79
Less: Actual Disbursements	4,243,265,806.72	541,624,856.37	4,784,890,663.09
(Over)/Under spending	24,796,980.03	874,161,016.67	898,957,996.70



Department : National Economic and Development Authority (NEDA)
 Agency : Philippine Statistics Authority
 Operating Unit : All
 Organization Code (UACS) : 24 008 0100000
 Fund Cluster : 01 - Regular Agency Fund

Particulars (1)	PRIOR YEAR'S BUDGET						SUB-TOTAL 18=(6+17)	TRUST LIABILITIES				GRAND TOTAL					Remarks (28)
	CURRENT YEARS ACCOUNTS PAYABLE					TOTAL 17=(11+16)		PS (19)	MOOE (20)	CO (21)	TOTAL (19+20+21)	PS (23)	MOOE (24)	FinEx (25)	CO (26)	TOTAL 27=(23+24+25+26)	
	PS (12)	MOOE (13)	FinEx (14)	CO (15)	Sub-Total 16=(12+13+14+15)												
CASH DISBURSEMENTS	-	10,564,657.21	-	-	10,564,657.21	10,836,961.83	499,941,909.10	-	-	-	-	103,621,038.17	391,010,185.15	200.00	5,310,485.78	499,941,909.10	
Notice of Cash Allocations	-	8,470,574.78	-	-	8,470,574.78	8,742,879.40	486,860,121.81	-	-	-	-	101,391,459.55	380,157,976.48	200.00	5,310,485.78	486,860,121.81	
MDS Checks Issued	-	22,485.70	-	-	22,485.70	22,485.70	90,148,984.58	-	-	-	-	16,829,188.15	73,319,596.43	200.00	-	90,148,984.58	
Advice to Debit Account	-	8,448,089.08	-	-	8,448,089.08	8,720,393.70	396,711,137.23	-	-	-	-	84,562,271.40	306,838,380.05	-	5,310,485.78	396,711,137.23	
Notice of Transfer Allocations (NTA)	-	2,094,082.43	-	-	2,094,082.43	2,094,082.43	13,081,787.29	-	-	-	-	2,229,578.62	10,852,208.67	-	-	13,081,787.29	
MDS Checks Issued	-	1,307,147.35	-	-	1,307,147.35	1,307,147.35	6,351,929.55	-	-	-	-	932,630.26	5,419,299.29	-	-	6,351,929.55	
e to Debit Account	-	786,935.08	-	-	786,935.08	786,935.08	6,729,857.74	-	-	-	-	1,296,948.36	5,432,909.38	-	-	6,729,857.74	
Working Fund for FAPS	-	-	-	-	-	-	-	-	-	-	-	-	-	-	-	-	
Cash Disbursement Ceiling (CDC)	-	-	-	-	-	-	-	-	-	-	-	-	-	-	-	-	
TOTAL CASH DISBURSEMENTS	-	10,564,657.21	-	-	10,564,657.21	10,836,961.83	499,941,909.10	-	-	-	-	103,621,038.17	391,010,185.15	200.00	5,310,485.78	499,941,909.10	
NON-CASH DISBURSEMENTS	-	97,447.61	-	-	97,447.61	97,447.61	41,682,947.27	-	-	-	-	9,459,325.83	32,223,621.44	-	-	41,682,947.27	
Tax Remittance Advices Issued (TRA)	-	97,447.61	-	-	97,447.61	97,447.61	41,682,947.27	-	-	-	-	9,459,325.83	32,223,621.44	-	-	41,682,947.27	
Non-Cash Availment Authority (NCAA)	-	-	-	-	-	-	-	-	-	-	-	-	-	-	-	-	
Disbursements effected through outright deductions from claims	-	-	-	-	-	-	-	-	-	-	-	-	-	-	-	-	
Overpayment of expenses	-	-	-	-	-	-	-	-	-	-	-	-	-	-	-	-	
Restitution for loss of government property	-	-	-	-	-	-	-	-	-	-	-	-	-	-	-	-	
Liquidated damages and similar claims	-	-	-	-	-	-	-	-	-	-	-	-	-	-	-	-	
Others (TEF,BTr-Documentary Stamp Tax, etc.)	-	-	-	-	-	-	-	-	-	-	-	-	-	-	-	-	
TOTAL NON-CASH DISBURSEMENTS	-	97,447.61	-	-	97,447.61	97,447.61	41,682,947.27	-	-	-	-	9,459,325.83	32,223,621.44	-	-	41,682,947.27	
GRAND TOTAL	-	10,662,104.82	-	-	10,662,104.82	10,934,409.44	541,624,856.37	-	-	-	-	113,080,364.00	423,233,806.59	200.00	5,310,485.78	541,624,856.37	


Certified Correct:


MARIA CELESTE D.L. BALANZA
 Accounting Division
 Officer-in-Charge

Recommending Approval:


SOCRATES L. RAMORES
 Assistant National Statistician
 Finance and Administrative Services

Approved by:


CLAIRE DENNIS S. MAPA, Ph. D.
 Undersecretary
 National Statistician and Civil Registrar General