



In following-up, pls. cite DMS ref #  
**2023-BA-0042696-E**

REPUBLIC OF THE PHILIPPINES  
**DEPARTMENT OF BUDGET AND MANAGEMENT**  
GENERAL SOLANO STREET, SAN MIGUEL, MANILA

**ACKNOWLEDGEMENT RECEIPT**

The **DEPARTMENT OF BUDGET AND MANAGEMENT** hereby acknowledges the receipt of your letter/request which has been uploaded to the DBM-Document Management System and routed to the appropriate office/s with the following information:

Sender: adcentraloffice2021@gmail.com - EMAIL

Document Title: PSA FAR No. 4 - March 2023

Document Reference No: 2023-BA-0042696-E

Date and Time Uploaded: Tuesday, April 4, 2023 4:26:33 PM

Uploaded By: CRD RECEIVING GLENN

Routed To: BMB-A Christine P. Santos

CC:

Total no of pages received: 1 copy and 8 pages



The determination of the completeness of the documentary requirements submitted, if any, is subject to the evaluation of the technical person in charge.

This receipt is system generated and does not require signature.

Received by:



DOCUMENT  
MANAGEMENT  
SYSTEM

**MONTHLY REPORT OF DISBURSEMENTS**  
For the month of March 2023

Department : National Economic and Development Authority (NEDA)  
 Agency : Philippine Statistics Authority  
 Operating Unit : Central Office  
 Organization Code (UACS) : 24 008 0100000  
 Fund Cluster : 01 - Regular Agency Fund

Particulars (1)	CURRENT YEAR'S BUDGET					PRIOR YEAR'S BUDGET				
	PS (2)	MOOE (3)	FinEx (4)	CO (5)	TOTAL 6=(2+3+4+5)	PRIOR YEAR'S ACCOUNTS PAYABLE				
						PS (7)	MOOE (8)	FinEx (9)	CO (10)	Sub-Total 11=(7+8+9+10)
<b>CASH DISBURSEMENTS</b>	65,007,756.98	72,680,747.69	-	-	137,688,504.67	-	16,706,194.02	-	401,144.32	17,107,338.34
Notice of Cash Allocations	65,007,756.98	72,680,747.69	-	-	137,688,504.67	-	16,706,194.02	-	401,144.32	17,107,338.34
MDS Checks Issued	21,399,973.06	38,304,074.39	-	-	59,704,047.45	-	-	-	-	-
Advice to Debit Account	43,607,783.92	34,376,673.30	-	-	77,984,457.22	-	16,706,194.02	-	401,144.32	17,107,338.34
Notice of Transfer Allocations (NTA)	-	-	-	-	-	-	-	-	-	-
MDS Checks Issued	-	-	-	-	-	-	-	-	-	-
Advice to Debit Account	-	-	-	-	-	-	-	-	-	-
Working Fund for FAPS	-	-	-	-	-	-	-	-	-	-
Cash Disbursement Ceiling (CDC)	-	-	-	-	-	-	-	-	-	-
<b>TOTAL CASH DISBURSEMENTS</b>	65,007,756.98	72,680,747.69	-	-	137,688,504.67	-	16,706,194.02	-	401,144.32	17,107,338.34
<b>NON-CASH DISBURSEMENTS</b>	3,090,877.49	4,208,650.19	-	-	7,299,527.68	-	-	-	-	-
Tax Remittance Advices Issued (TRA)	3,090,877.49	4,208,650.19	-	-	7,299,527.68	-	-	-	-	-
Non-Cash Availment Authority (NCAA)	-	-	-	-	-	-	-	-	-	-
Disbursements effected through outright deductions from claims	-	-	-	-	-	-	-	-	-	-
Overpayment of expenses	-	-	-	-	-	-	-	-	-	-
Restitution for loss of government property	-	-	-	-	-	-	-	-	-	-
Liquidated damages and similar claims	-	-	-	-	-	-	-	-	-	-
Others (TEF,BTr-Documentary Stamp Tax, etc.)	-	-	-	-	-	-	-	-	-	-
<b>TOTAL NON-CASH DISBURSEMENTS</b>	3,090,877.49	4,208,650.19	-	-	7,299,527.68	-	-	-	-	-
<b>GRAND TOTAL</b>	68,098,634.47	76,889,397.88	-	-	144,988,032.35	-	16,706,194.02	-	401,144.32	17,107,338.34

**SUMMARY**

Particulars (1)	Previous Report (2)	Current Month (3)	As of Date (4)
Total Disbursement Authorities Received	818,465,933.68	721,997,497.68	1,540,463,431.36
NCA	752,761,000.00	714,697,970.00	1,467,458,970.00
NTA	-	-	-
Working Fund	-	-	-
TRA	65,704,933.68	7,299,527.68	73,004,461.36
CDC	-	-	-
NCAA	-	-	-
Less: Notice of Transfer Allocation (NTA) issued*	264,852,219.36	562,872,740.54	827,724,959.90
Total Disbursements Authorities Available	553,613,714.32	159,124,757.14	712,738,471.46
Less:	-	-	-
Lapsed NCA	-	3,923.57	3,923.57
Disbursements	550,639,177.20	162,095,370.69	712,734,547.89
Less: Other Non-Cash Disbursements	-	-	-
Disbursements effected through outright deductions from claims	-	-	-
Others (TEF,BTr-Documentary Stamp Tax, etc.)	-	-	-
Add/Less: Adjustments (e.g. cancelled/staled checks)	-	-	-
Balance of Disbursements Authorities to date	2,974,537.12	(2,974,537.12)	(0.00)
Total Disbursements Program	553,613,714.32	159,124,757.14	712,738,471.46
Less: Actual Disbursements	550,639,177.20	162,095,370.69	712,734,547.89
(Over)/Under spending	2,974,537.12	(2,970,613.55)	3,923.57



*Handwritten initials*


Department : National Economic and Development Authority (NEDA)  
 Agency : Philippine Statistics Authority  
 Operating Unit : Central Office  
 Organization Code (UACS) : 24 008 0100000  
 Fund Cluster : 01 - Regular Agency Fund

Particulars (1)	PRIOR YEAR'S BUDGET					TOTAL 17=(11+16)	SUB-TOTAL 18=(6+17)	TRUST LIABILITIES				GRAND TOTAL					Remarks (28)
	CURRENT YEARS ACCOUNTS PAYABLE							PS (12)	MOOE (13)	CO (14)	TOTAL (21)	PS (23)	MOOE (24)	FinEx (25)	CO (26)	TOTAL 27=(23+24+25+26)	
	PS (12)	MOOE (13)	FinEx (14)	CO (15)	Sub-Total =(12+13+14+15)												
<b>CASH DISBURSEMENTS</b>	-	-	-	-	-	17,107,338.34	154,795,843.01	-	-	-	-	65,007,756.98	89,386,941.71	-	401,144.32	154,795,843.01	
Notice of Cash Allocations	-	-	-	-	-	17,107,338.34	154,795,843.01	-	-	-	-	65,007,756.98	89,386,941.71	-	401,144.32	154,795,843.01	
MDS Checks Issued	-	-	-	-	-	-	59,704,047.45	-	-	-	-	21,399,973.06	38,304,074.39	-	-	59,704,047.45	
Advice to Debit Account	-	-	-	-	-	17,107,338.34	95,091,795.56	-	-	-	-	43,607,783.92	51,082,867.32	-	401,144.32	95,091,795.56	
Notice of Transfer Allocations (NTA)	-	-	-	-	-	-	-	-	-	-	-	-	-	-	-	-	
MDS Checks Issued	-	-	-	-	-	-	-	-	-	-	-	-	-	-	-	-	
Advice to Debit Account	-	-	-	-	-	-	-	-	-	-	-	-	-	-	-	-	
Working Fund for FAPS	-	-	-	-	-	-	-	-	-	-	-	-	-	-	-	-	
Cash Disbursement Ceiling (CDC)	-	-	-	-	-	-	-	-	-	-	-	-	-	-	-	-	
<b>TOTAL CASH DISBURSEMENTS</b>	-	-	-	-	-	17,107,338.34	154,795,843.01	-	-	-	-	65,007,756.98	89,386,941.71	-	401,144.32	154,795,843.01	
<b>NON-CASH DISBURSEMENTS</b>	-	-	-	-	-	-	7,299,527.68	-	-	-	-	3,090,877.49	4,208,650.19	-	-	7,299,527.68	
Tax Remittance Advices Issued (TRA)	-	-	-	-	-	-	7,299,527.68	-	-	-	-	3,090,877.49	4,208,650.19	-	-	7,299,527.68	
Non-Cash Availment Authority (NCAA)	-	-	-	-	-	-	-	-	-	-	-	-	-	-	-	-	
Disbursements effected through outright deductions from claims	-	-	-	-	-	-	-	-	-	-	-	-	-	-	-	-	
Overpayment of expenses	-	-	-	-	-	-	-	-	-	-	-	-	-	-	-	-	
Restitution for loss of government property	-	-	-	-	-	-	-	-	-	-	-	-	-	-	-	-	
Liquidated damages and similar claims	-	-	-	-	-	-	-	-	-	-	-	-	-	-	-	-	
Others (TEF,BTR-Documentary Stamp Tax, etc.)	-	-	-	-	-	-	-	-	-	-	-	-	-	-	-	-	
<b>TOTAL NON-CASH DISBURSEMENTS</b>	-	-	-	-	-	-	7,299,527.68	-	-	-	-	3,090,877.49	4,208,650.19	-	-	7,299,527.68	
<b>GRAND TOTAL</b>	-	-	-	-	-	17,107,338.34	162,095,370.69	-	-	-	-	68,098,634.47	93,595,591.90	-	401,144.32	162,095,370.69	


Certified Correct:

  
 ELIZABETH B. ONAG  
 Chief Accountant  
 Accounting Division

Recommending Approval:

  
 SOCRATES L. RAMORES  
 Assistant National Statistician  
 Finance and Administrative Services

Approved by:

  
 CLAIRE DENNIS S. MAPA, Ph.D.  
 Undersecretary  
 National Statistician and Civil Registrar General


**MONTHLY REPORT OF DISBURSEMENTS**  
For the month of March 2023

Department : National Economic and Development Authority (NEDA)  
 Agency : Philippine Statistics Authority  
 Operating Unit : Central Office  
 Organization Code (UACS) : 24 008 0100000  
 Fund Cluster : 07 - Trust Fund

Particulars (1)	CURRENT YEAR'S BUDGET					PRIOR YEAR'S BUDGET				
	PS	MOOE	FinEx	CO	TOTAL	PRIOR YEAR'S ACCOUNTS PAYABLE				
	(2)	(3)	(4)	(5)	6=(2+3+4+5)	PS	MOOE	FinEx	CO	Sub-Total
						(7)	(8)	(9)	(10)	11=(7+8+9+10)
<b>CASH DISBURSEMENTS</b>	-	1,862,765.50	-	-	1,862,765.50	-	-	-	-	-
Notice of Cash Allocations	-	1,862,765.50	-	-	1,862,765.50	-	-	-	-	-
MDS Checks Issued										
Advice to Debit Account		1,862,765.50			1,862,765.50					
Notice of Transfer Allocations (NTA)	-	-	-	-	-	-	-	-	-	-
MDS Checks Issued										
Advice to Debit Account										
Working Fund for FAPS										
Cash Disbursement Ceiling (CDC)										
<b>TOTAL CASH DISBURSEMENTS</b>	-	1,862,765.50	-	-	1,862,765.50	-	-	-	-	-
<b>NON-CASH DISBURSEMENTS</b>	-	-	-	-	-	-	-	-	-	-
Tax Remittance Advices Issued (TRA)										
Non-Cash Availment Authority (NCAA)										
Disbursements effected through outright deductions from claims	-	-	-	-	-	-	-	-	-	-
Overpayment of expenses										
Restitution for loss of government property										
Liquidated damages and similar claims										
Others (TEF,BTr-Documentary Stamp Tax, etc.)										
<b>TOTAL NON-CASH DISBURSEMENTS</b>	-	-	-	-	-	-	-	-	-	-
<b>GRAND TOTAL</b>	-	1,862,765.50	-	-	1,862,765.50	-	-	-	-	-

**SUMMARY**

Particulars (1)	Previous Report (2)	Current Month (3)	As of Date (4)
Total Disbursement Authorities Received	96,005,513.00	-	96,005,513.00
NCA	96,005,513.00	-	96,005,513.00
NTA	-	-	-
Working Fund	-	-	-
TRA	-	-	-
CDC	-	-	-
NCAA	-	-	-
Less: Notice of Transfer Allocation (NTA) issued*	-	-	-
Total Disbursements Authorities Available	96,005,513.00	-	96,005,513.00
Less:	-	-	-
Lapsed NCA	-	-	-
Disbursements	54,949,403.79	1,862,765.50	56,812,169.29
Less: Other Non-Cash Disbursements	-	-	-
Disbursements effected through outright deductions from claims	-	-	-
Others (TEF,BTr-Documentary Stamp Tax, etc.)	-	-	-
Add/Less: Adjustments (e.g. cancelled/staled checks)	-	-	-
Balance of Disbursements Authorities to date	41,056,109.21	(1,862,765.50)	39,193,343.71
Total Disbursements Program	96,005,513.00	-	96,005,513.00
Less: Actual Disbursements	54,949,403.79	1,862,765.50	56,812,169.29
(Over)/Under spending	41,056,109.21	(1,862,765.50)	39,193,343.71



*Handwritten initials*

Department : National Economic and Development Authority (NEDA)  
 Agency : Philippine Statistics Authority  
 Operating Unit : Central Office  
 Organization Code (UACS) : 24 008 0100000  
 Fund Cluster : 07 - Trust Fund

Particulars (1)	PRIOR YEAR'S BUDGET						SUB-TOTAL 18=(6+17)	TRUST LIABILITIES				GRAND TOTAL					Remarks (28)	
	CURRENT YEARS ACCOUNTS PAYABLE					TOTAL 17=(11+16)		PS (19)	MOOE (20)	CO (21)	TOTAL (19+20+21)	PS (23)	MOOE (24)	FinEx (25)	CO (26)	TOTAL 27=(23+24+25+26)		
	PS (12)	MOOE (13)	FinEx (14)	CO (15)	Sub-Total =(12+13+14+15)													
CASH DISBURSEMENTS	-	-	-	-	-	-	1,862,765.50	-	-	-	-	-	1,862,765.50	-	-	-	1,862,765.50	
Notice of Cash Allocations	-	-	-	-	-	-	1,862,765.50	-	-	-	-	-	1,862,765.50	-	-	-	1,862,765.50	
MDS Checks Issued	-	-	-	-	-	-	-	-	-	-	-	-	-	-	-	-	-	
Advice to Debit Account	-	-	-	-	-	-	1,862,765.50	-	-	-	-	-	1,862,765.50	-	-	-	1,862,765.50	
Notice of Transfer Allocations (NTA)	-	-	-	-	-	-	-	-	-	-	-	-	-	-	-	-	-	
MDS Checks Issued	-	-	-	-	-	-	-	-	-	-	-	-	-	-	-	-	-	
Advice to Debit Account	-	-	-	-	-	-	-	-	-	-	-	-	-	-	-	-	-	
Working Fund for FAPS	-	-	-	-	-	-	-	-	-	-	-	-	-	-	-	-	-	
Cash Disbursement Ceiling (CDC)	-	-	-	-	-	-	-	-	-	-	-	-	-	-	-	-	-	
TOTAL CASH DISBURSEMENTS	-	-	-	-	-	-	1,862,765.50	-	-	-	-	-	1,862,765.50	-	-	-	1,862,765.50	
NON-CASH DISBURSEMENTS	-	-	-	-	-	-	-	-	-	-	-	-	-	-	-	-	-	
Tax Remittance Advices Issued (TRA)	-	-	-	-	-	-	-	-	-	-	-	-	-	-	-	-	-	
Non-Cash Availment Authority (NCAA)	-	-	-	-	-	-	-	-	-	-	-	-	-	-	-	-	-	
Disbursements effected through outright deductions from claims	-	-	-	-	-	-	-	-	-	-	-	-	-	-	-	-	-	
Overpayment of expenses	-	-	-	-	-	-	-	-	-	-	-	-	-	-	-	-	-	
Restitution for loss of government property	-	-	-	-	-	-	-	-	-	-	-	-	-	-	-	-	-	
Liquidated damages and similar claims	-	-	-	-	-	-	-	-	-	-	-	-	-	-	-	-	-	
Others (TEF,BTr-Documentary Stamp Tax, etc.)	-	-	-	-	-	-	-	-	-	-	-	-	-	-	-	-	-	
TOTAL NON-CASH DISBURSEMENTS	-	-	-	-	-	-	-	-	-	-	-	-	-	-	-	-	-	
GRAND TOTAL	-	-	-	-	-	-	1,862,765.50	-	-	-	-	-	1,862,765.50	-	-	-	1,862,765.50	


Certified Correct:

  
 ELIZABETH B. ONAG  
 Chief Accountant  
 Accounting Division

Recommending Approval:

  
 SOCRATES L. RAMORES  
 Assistant National Statistician  
 Finance and Administrative Services

Approved by:

  
 CLAIRE DENNIS S. MAPA, Ph.D.  
 Undersecretary  
 National Statistician and Civil Registrar General

**MONTHLY REPORT OF DISBURSEMENTS**  
For the month of March 2023

Department : National Economic and Development Authority (NEDA)  
 Agency : Philippine Statistics Authority  
 Operating Unit : Consolidated Regional Statistical Services Office  
 Organization Code (UACS) : 24 008 0100000  
 Fund Cluster : 01 - Regular Agency Fund

Particulars	CURRENT YEAR'S BUDGET					PRIOR YEAR'S BUDGET				
	PS	MOOE	FinEx	CO	TOTAL	PRIOR YEAR'S ACCOUNTS PAYABLE				
						PS	MOOE	FinEx	CO	Sub-Total
(1)	(2)	(3)	(4)	(5)	6=(2+3+4+5)	(7)	(8)	(9)	(10)	11=(7+8+9+10)
<b>CASH DISBURSEMENTS</b>	104,017,390.04	575,837,374.57	2,400.00	-	679,857,164.61	-	991,903.31	-	56,738.39	1,048,641.70
Notice of Cash Allocations	102,145,559.03	563,280,755.13	2,400.00	-	665,428,714.16	-	778,676.88	-	-	778,676.88
MDS Checks Issued	14,812,982.35	69,259,908.87	2,400.00	-	84,075,291.22	-	14,841.58	-	-	14,841.58
Advice to Debit Account	87,332,576.68	494,020,846.26	-	-	581,353,422.94	-	763,835.30	-	-	763,835.30
Notice of Transfer Allocations (NTA)	1,871,831.01	12,556,619.44	-	-	14,428,450.45	-	213,226.43	-	56,738.39	269,964.82
MDS Checks Issued	692,251.69	2,070,623.70	-	-	2,762,875.39	-	213,226.43	-	56,738.39	269,964.82
Advice to Debit Account	1,179,579.32	10,485,995.74	-	-	11,665,575.06	-	-	-	-	-
Working Fund for FAPS	-	-	-	-	-	-	-	-	-	-
Cash Disbursement Ceiling (CDC)	-	-	-	-	-	-	-	-	-	-
<b>TOTAL CASH DISBURSEMENTS</b>	104,017,390.04	575,837,374.57	2,400.00	-	679,857,164.61	-	991,903.31	-	56,738.39	1,048,641.70
<b>NON-CASH DISBURSEMENTS</b>	4,516,741.17	4,574,772.54	-	-	9,091,513.71	-	22,408.24	-	27,158.04	49,566.28
Tax Remittance Advices Issued (TRA)	4,516,741.17	4,574,772.54	-	-	9,091,513.71	-	22,408.24	-	27,158.04	49,566.28
Non-Cash Availment Authority (NCAA)	-	-	-	-	-	-	-	-	-	-
Disbursements effected through outright deductions from claims	-	-	-	-	-	-	-	-	-	-
Overpayment of expenses	-	-	-	-	-	-	-	-	-	-
Restitution for loss of government property	-	-	-	-	-	-	-	-	-	-
Liquidated damages and similar claims	-	-	-	-	-	-	-	-	-	-
Others (TEF,BTr-Documentary Stamp Tax, etc.)	-	-	-	-	-	-	-	-	-	-
<b>TOTAL NON-CASH DISBURSEMENTS</b>	4,516,741.17	4,574,772.54	-	-	9,091,513.71	-	22,408.24	-	27,158.04	49,566.28
<b>GRAND TOTAL</b>	108,534,131.21	580,412,147.11	2,400.00	-	688,948,678.32	-	1,014,311.55	-	83,896.43	1,098,207.98

**SUMMARY**

Particulars (1)	Previous Report (2)	Current Month (3)	As of Date (4)
Total Disbursement Authorities Received	606,746,310.13	707,916,715.24	1,314,663,025.37
NCA	286,539,000.00	108,490,000.00	395,029,000.00
NTA	283,508,001.22	590,213,287.12	873,721,288.34
Working Fund	-	-	-
TRA	36,699,308.91	9,213,428.12	45,912,737.03
CDC	-	-	-
NCAA	-	-	-
Less: Notice of Transfer Allocation (NTA) issued*	18,655,781.86	27,340,546.58	45,996,328.44
Total Disbursements Authorities Available	588,090,528.27	680,576,168.66	1,268,666,696.93
Less:	-	-	-
Lapsed NCA	-	3,896.23	3,896.23
Disbursements	550,871,393.48	717,641,673.92	1,268,513,067.40
Less: Other Non-Cash Disbursements	-	-	-
Disbursements effected through outright deductions from claims	-	-	-
Overpayment of expenses	-	-	-
Restitution for loss of government property	-	-	-
Liquidated damages and similar claims	-	-	-
Others (TEF,BTr-Documentary Stamp Tax, etc.)	-	-	-
Add/Less: Adjustments (e.g. cancelled/staled checks)	-	(149,733.30)	(149,733.30)
Balance of Disbursements Authorities to date	37,219,134.79	(37,219,134.79)	-
Total Disbursements Program	588,090,528.27	680,426,435.36	1,268,516,963.63
Less: Actual Disbursements	550,871,393.48	717,641,673.92	1,268,513,067.40
(Over)/Under spending	37,219,134.79	(37,215,238.56)	3,896.23



*dyw*


Department : National Economic and Development Authority (NEDA)  
 Agency : Philippine Statistics Authority  
 Operating Unit : Consolidated Regional Statistical Services Office  
 Organization Code (UACS) : 24 008 0100000  
 Fund Cluster : 01 - Regular Agency Fund

Particulars	PRIOR YEAR'S BUDGET						SUB-TOTAL	TRUST LIABILITIES				GRAND TOTAL					Remarks
	CURRENT YEARS ACCOUNTS PAYABLE					TOTAL		PS	MOOE	CO	TOTAL	PS	MOOE	FinEx	CO	TOTAL	
	PS	MOOE	FinE	CO	Sub-Total												
(1)	(12)	(13)	(14)	(15)	16=(12+13+14+15)	17=(11+16)	18=(6+17)	(19)	(20)	(21)	19+20	(23)	(24)	(25)	(26)	27=(23+24+25+26)	(28)
CASH DISBURSEMENTS	-	27,522,439.49	-	-	27,522,439.49	28,571,081.19	708,428,245.80	-	-	-	-	104,017,390.04	604,351,717.37	2,400.00	56,738.39	708,428,245.80	
Notice of Cash Allocations	-	15,649,781.60	-	-	15,649,781.60	16,428,458.48	681,857,172.64	-	-	-	-	102,145,559.03	579,709,213.61	2,400.00	-	681,857,172.64	
MDS Checks Issued	-	126,146.28	-	-	126,146.28	140,987.86	84,216,279.08	-	-	-	-	14,812,982.35	69,400,896.73	2,400.00	-	84,216,279.08	
Advice to Debit Account	-	15,523,635.32	-	-	15,523,635.32	16,287,470.62	597,640,893.56	-	-	-	-	87,332,576.68	510,308,316.88	-	-	597,640,893.56	
Notice of Transfer Allocations (NTA)	-	11,872,657.89	-	-	11,872,657.89	12,142,622.71	26,571,073.16	-	-	-	-	1,871,831.01	24,642,503.76	-	56,738.39	26,571,073.16	
MDS Checks Issued	-	6,110,143.94	-	-	6,110,143.94	6,380,108.78	9,142,984.15	-	-	-	-	692,251.69	8,393,994.07	-	56,738.39	9,142,984.15	
Advice to Debit Account	-	5,762,513.95	-	-	5,762,513.95	5,762,513.95	17,428,089.01	-	-	-	-	1,179,579.32	16,248,509.69	-	-	17,428,089.01	
Working Fund for FAPS	-	-	-	-	-	-	-	-	-	-	-	-	-	-	-	-	
Cash Disbursement Ceiling (CDC)	-	-	-	-	-	-	-	-	-	-	-	-	-	-	-	-	
TOTAL CASH DISBURSEMENTS	-	27,522,439.49	-	-	27,522,439.49	28,571,081.19	708,428,245.80	-	-	-	-	104,017,390.04	604,351,717.37	2,400.00	56,738.39	708,428,245.80	
NON-CASH DISBURSEMENTS	-	72,348.13	-	-	72,348.13	121,914.41	9,213,428.12	-	-	-	-	4,516,741.17	4,669,528.91	-	27,158.04	9,213,428.12	
Tax Remittance Advices Issued (TRA)	-	72,348.13	-	-	72,348.13	121,914.41	9,213,428.12	-	-	-	-	4,516,741.17	4,669,528.91	-	27,158.04	9,213,428.12	
Non-Cash Availment Authority (NCAA)	-	-	-	-	-	-	-	-	-	-	-	-	-	-	-	-	
Disbursements effected through outright deductions from claims	-	-	-	-	-	-	-	-	-	-	-	-	-	-	-	-	
Overpayment of expenses	-	-	-	-	-	-	-	-	-	-	-	-	-	-	-	-	
Restitution for loss of government property	-	-	-	-	-	-	-	-	-	-	-	-	-	-	-	-	
Liquidated damages and similar claims	-	-	-	-	-	-	-	-	-	-	-	-	-	-	-	-	
Others (TEF, BTr-Documentary Stamp Tax, etc.)	-	-	-	-	-	-	-	-	-	-	-	-	-	-	-	-	
TOTAL NON-CASH DISBURSEMENTS	-	72,348.13	-	-	72,348.13	121,914.41	9,213,428.12	-	-	-	-	4,516,741.17	4,669,528.91	-	27,158.04	9,213,428.12	
GRAND TOTAL	-	27,594,787.62	-	-	27,594,787.62	28,692,995.60	717,641,673.92	-	-	-	-	108,534,131.21	609,021,246.28	2,400.00	83,896.43	717,641,673.92	


Certified Correct:

  
 ELIZABETH B. ONAG  
 Chief Accountant  
 Accounting Division

Recommending Approval:

  
 SOCRATES L. RAMORES  
 Assistant National Statistician  
 Finance and Administrative Services

Approved by:

  
 CLAIRE DENNIS S. MAPA, Ph.D.  
 Undersecretary  
 National Statistician and Civil Registrar General

**MONTHLY REPORT OF DISBURSEMENTS**  
For the month of March 2023

Department : National Economic and Development Authority (NEDA)  
 Agency : Philippine Statistics Authority  
 Operating Unit : All  
 Organization Code (UACS) : 24 008 0100000  
 Fund Cluster : 01 - Regular Agency Fund

Particulars	CURRENT YEAR'S BUDGET					PRIOR YEAR'S BUDGET				
	PS	MOOE	FinEx	CO	TOTAL	PRIOR YEAR'S ACCOUNTS PAYABLE				
	(1)	(2)	(3)	(4)	(5)	(6)=(2+3+4+5)	PS	MOOE	FinEx	CO
	(7)	(8)	(9)	(10)	11=(7+8+9+10)					
<b>CASH DISBURSEMENTS</b>	169,025,147.02	648,518,122.26	2,400.00	-	817,545,669.28	-	17,698,097.33	-	457,882.71	18,155,980.04
Notice of Cash Allocations	167,153,316.01	635,961,502.82	2,400.00	-	803,117,218.83	-	17,484,870.90	-	401,144.32	17,886,015.22
MDS Checks Issued	36,212,955.41	107,563,983.26	2,400.00	-	143,779,338.67	-	14,841.58	-	-	14,841.58
Advice to Debit Account	130,940,360.60	528,397,519.56	-	-	659,337,880.16	-	17,470,029.32	-	401,144.32	17,871,173.64
Notice of Transfer Allocations (NTA)	1,871,831.01	12,556,619.44	-	-	14,428,450.45	-	213,226.43	-	56,738.39	269,964.82
MDS Checks Issued	692,251.69	2,070,623.70	-	-	2,762,875.39	-	213,226.43	-	56,738.39	269,964.82
Advice to Debit Account	1,179,579.32	10,485,995.74	-	-	11,665,575.06	-	-	-	-	-
Working Fund for FAPS	-	-	-	-	-	-	-	-	-	-
Cash Disbursement Ceiling (CDC)	-	-	-	-	-	-	-	-	-	-
<b>TOTAL CASH DISBURSEMENTS</b>	169,025,147.02	648,518,122.26	2,400.00	-	817,545,669.28	-	17,698,097.33	-	457,882.71	18,155,980.04
<b>NON-CASH DISBURSEMENTS</b>	7,607,618.66	8,783,422.73	-	-	16,391,041.39	-	22,408.24	-	27,158.04	49,566.28
Tax Remittance Advices Issued (TRA)	7,607,618.66	8,783,422.73	-	-	16,391,041.39	-	22,408.24	-	27,158.04	49,566.28
Non-Cash Availment Authority (NCAA)	-	-	-	-	-	-	-	-	-	-
Disbursements effected through outright deductions from claims	-	-	-	-	-	-	-	-	-	-
Overpayment of expenses	-	-	-	-	-	-	-	-	-	-
Restitution for loss of government property	-	-	-	-	-	-	-	-	-	-
Liquidated damages and similar claims	-	-	-	-	-	-	-	-	-	-
Others (TEF,BTr-Documentary Stamp Tax, etc.)	-	-	-	-	-	-	-	-	-	-
<b>TOTAL NON-CASH DISBURSEMENTS</b>	7,607,618.66	8,783,422.73	-	-	16,391,041.39	-	22,408.24	-	27,158.04	49,566.28
<b>GRAND TOTAL</b>	176,632,765.68	657,301,544.99	2,400.00	-	833,936,710.67	-	17,720,505.57	-	485,040.75	18,205,546.32

**SUMMARY**

Particulars	Previous Report	Current Month	As of Date
(1)	(2)	(3)	(4)
Total Disbursement Authorities Received	1,425,212,243.81	1,429,914,212.92	2,855,126,456.73
NCA	1,039,300,000.00	823,187,970.00	1,862,487,970.00
NTA	283,508,001.22	590,213,287.12	873,721,288.34
Working Fund	-	-	-
TRA	102,404,242.59	16,512,955.80	118,917,198.39
CDC	-	-	-
NCAA	-	-	-
Less: Notice of Transfer Allocation (NTA) issued*	283,508,001.22	590,213,287.12	873,721,288.34
Total Disbursements Authorities Available	1,141,704,242.59	839,700,925.80	1,981,405,168.39
Less:	-	-	-
Lapsed NCA	-	7,819.80	7,819.80
Disbursements	1,101,510,570.68	879,737,044.61	1,981,247,615.29
Less: Other Non-Cash Disbursements	-	-	-
Disbursements effected through outright deductions from claims	-	-	-
Overpayment of expenses	-	-	-
Restitution for loss of government property	-	-	-
Liquidated damages and similar claims	-	-	-
Others (TEF,BTr-Documentary Stamp Tax, etc.)	-	-	-
Add/Less: Adjustments (e.g. cancelled/staled checks)	-	(149,733.30)	(149,733.30)
Balance of Disbursements Authorities to date	40,193,671.91	(40,193,671.91)	(0.00)
Total Disbursements Program	1,141,704,242.59	839,551,192.50	1,981,255,435.09
Less: Actual Disbursements	1,101,510,570.68	879,737,044.61	1,981,247,615.29
(Over)/Under spending	40,193,671.91	(40,185,852.11)	7,819.80




*amp*




Department : National Economic and Development Authority (NEDA)  
 Agency : Philippine Statistics Authority  
 Operating Unit : All  
 Organization Code (UACS) : 24 008 0100000  
 Fund Cluster : 01 - Regular Agency Fund

Particulars (1)	PRIOR YEAR'S BUDGET						SUB-TOTAL 18=(6+17)	TRUST LIABILITIES				GRAND TOTAL					Remarks (28)
	CURRENT YEARS ACCOUNTS PAYABLE					TOTAL 17=(11+16)		PS (19)	MOOE (20)	CO (21)	TOTAL 19+20	PS (23)	MOOE (24)	FinEx (25)	CO (26)	TOTAL 27=(23+24+25+26)	
	PS (12)	MOOE (13)	FinEx (14)	CO (15)	Sub-Total 16=(12+13+14+15)												
<b>CASH DISBURSEMENTS</b>	-	27,522,439.49	-	-	27,522,439.49	45,678,419.53	863,224,088.81	-	-	-	-	169,025,147.02	693,738,659.08	2,400.00	457,882.71	863,224,088.81	
Notice of Cash Allocations	-	15,649,781.60	-	-	15,649,781.60	33,535,796.82	836,653,015.65	-	-	-	-	167,153,316.01	669,096,155.32	2,400.00	401,144.32	836,653,015.65	
MDS Checks Issued	-	126,146.28	-	-	126,146.28	140,987.86	143,920,326.53	-	-	-	-	36,212,955.41	107,704,971.12	2,400.00	-	143,920,326.53	
Advice to Debit Account	-	15,523,635.32	-	-	15,523,635.32	33,394,808.96	692,732,689.12	-	-	-	-	130,940,360.60	561,391,184.20	-	401,144.32	692,732,689.12	
Notice of Transfer Allocations (NTA)	-	11,872,657.89	-	-	11,872,657.89	12,142,622.71	26,571,073.16	-	-	-	-	1,871,831.01	24,642,503.76	-	56,738.39	26,571,073.16	
MDS Checks Issued	-	6,110,143.94	-	-	6,110,143.94	6,380,108.76	9,142,984.15	-	-	-	-	692,251.69	8,393,994.07	-	56,738.39	9,142,984.15	
Advice to Debit Account	-	5,762,513.95	-	-	5,762,513.95	5,762,513.95	17,428,089.01	-	-	-	-	1,179,579.32	16,248,509.69	-	-	17,428,089.01	
Working Fund for FAPS	-	-	-	-	-	-	-	-	-	-	-	-	-	-	-	-	
Cash Disbursement Ceiling (CDC)	-	-	-	-	-	-	-	-	-	-	-	-	-	-	-	-	
<b>TOTAL CASH DISBURSEMENTS</b>	-	27,522,439.49	-	-	27,522,439.49	45,678,419.53	863,224,088.81	-	-	-	-	169,025,147.02	693,738,659.08	2,400.00	457,882.71	863,224,088.81	
<b>NON-CASH DISBURSEMENTS</b>	-	72,348.13	-	-	72,348.13	121,914.41	16,512,955.80	-	-	-	-	7,607,618.66	8,878,179.10	-	27,158.04	16,512,955.80	
Tax Remittance Advices Issued (TRA)	-	72,348.13	-	-	72,348.13	121,914.41	16,512,955.80	-	-	-	-	7,607,618.66	8,878,179.10	-	27,158.04	16,512,955.80	
Non-Cash Availment Authority (NCAA)	-	-	-	-	-	-	-	-	-	-	-	-	-	-	-	-	
Disbursements effected through outright deductions from claims	-	-	-	-	-	-	-	-	-	-	-	-	-	-	-	-	
Overpayment of expenses	-	-	-	-	-	-	-	-	-	-	-	-	-	-	-	-	
Restitution for loss of government property	-	-	-	-	-	-	-	-	-	-	-	-	-	-	-	-	
Liquidated damages and similar claims	-	-	-	-	-	-	-	-	-	-	-	-	-	-	-	-	
Others (TEF,BTr-Documentary Stamp Tax, etc.)	-	-	-	-	-	-	-	-	-	-	-	-	-	-	-	-	
<b>TOTAL NON-CASH DISBURSEMENTS</b>	-	72,348.13	-	-	72,348.13	121,914.41	16,512,955.80	-	-	-	-	7,607,618.66	8,878,179.10	-	27,158.04	16,512,955.80	
<b>GRAND TOTAL</b>	-	27,594,787.62	-	-	27,594,787.62	45,800,333.94	879,737,044.61	-	-	-	-	176,632,765.68	702,616,838.18	2,400.00	485,040.75	879,737,044.61	


Certified Correct:

  
 ELIZABETH B. ONAG  
 Chief Accountant  
 Accounting Division *OK*

Recommending Approval:

  
 SOCRATES L. RAMORES  
 Assistant National Statistician  
 Finance and Administrative Services

Approved by:

  
 CLAIRE DENNIS S. MAPA, Ph.D.  
 Undersecretary  
 National Statistician and Civil Registrar General