



In following-up, pls. cite DMS ref #
2023-BA-0079328-E

REPUBLIC OF THE PHILIPPINES
DEPARTMENT OF BUDGET AND MANAGEMENT
GENERAL SOLANO STREET, SAN MIGUEL, MANILA

ACKNOWLEDGEMENT RECEIPT

The **DEPARTMENT OF BUDGET AND MANAGEMENT** hereby acknowledges the receipt of your letter/request which has been uploaded to the DBM-Document Management System and routed to the appropriate office/s with the following information:

Sender: adcentraloffice2021@gmail.com - EMAIL
Document Title: PSA- FAR No. 4 FOR THE MONTH OF May 2023
Document Reference No: 2023-BA-0079328-E
Date and Time Uploaded: Friday, June 9, 2023 12:15:59 PM
Uploaded By: CRD RECEIVING JAN
Routed To: BMB-A Christine P. Santos
cc:
Total no. of pages received: 1 copy And 8 pages



The determination of the completeness of the documentary requirements submitted, if any, is subject to the evaluation of the technical person in charge.

This receipt is system generated and does not require signature.

Received by:



DOCUMENT
MANAGEMENT
SYSTEM

MONTHLY REPORT OF DISBURSEMENTS
For the month of May 2023

Department : National Economic and Development Authority (NEDA)
 Agency : Philippine Statistics Authority
 Operating Unit : Central Office
 Organization Code (UACS) : 24 008 0100000
 Fund Cluster : 01 - Regular Agency Fund

| Particulars | CURRENT YEAR'S BUDGET | | | | | PRIOR YEAR'S BUDGET | | | | |
|--|-----------------------|----------------------|----------|----------|-----------------------|-------------------------------|----------------------|----------|---------------------|----------------------|
| | PS | MOOE | FinEx | CO | TOTAL | PRIOR YEAR'S ACCOUNTS PAYABLE | | | | |
| | (2) | (3) | (4) | (5) | 6=(2+3+4+5) | PS | MOOE | FinEx | CO | Sub-Total |
| (1) | (2) | (3) | (4) | (5) | 6=(2+3+4+5) | (7) | (8) | (9) | (10) | 11=(7+8+9+10) |
| CASH DISBURSEMENTS | 103,970,263.73 | 38,835,091.36 | - | - | 142,805,355.09 | 10,000.00 | 58,546,349.90 | - | 4,791,292.09 | 63,347,641.99 |
| Notice of Cash Allocations | 103,970,263.73 | 38,835,091.36 | - | - | 142,805,355.09 | 10,000.00 | 58,546,349.90 | - | 4,791,292.09 | 63,347,641.99 |
| MDS Checks Issued | 4,342,405.32 | 4,014,393.33 | - | - | 8,356,798.65 | - | 24,257.15 | - | - | 24,257.15 |
| Advice to Debit Account | 99,627,858.41 | 34,820,698.03 | - | - | 134,448,556.44 | 10,000.00 | 58,522,092.75 | - | 4,791,292.09 | 63,323,384.84 |
| Notice of Transfer Allocations (NTA) | - | - | - | - | - | - | - | - | - | - |
| MDS Checks Issued | - | - | - | - | - | - | - | - | - | - |
| Advice to Debit Account | - | - | - | - | - | - | - | - | - | - |
| Working Fund for FAPS | - | - | - | - | - | - | - | - | - | - |
| Cash Disbursement Ceiling (CDC) | - | - | - | - | - | - | - | - | - | - |
| TOTAL CASH DISBURSEMENTS | 103,970,263.73 | 38,835,091.36 | - | - | 142,805,355.09 | 10,000.00 | 58,546,349.90 | - | 4,791,292.09 | 63,347,641.99 |
| NON-CASH DISBURSEMENTS | 3,028,548.16 | 12,661,468.31 | - | - | 15,690,016.47 | - | - | - | - | - |
| Tax Remittance Advices Issued (TRA) | 3,028,548.16 | 12,661,468.31 | - | - | 15,690,016.47 | - | - | - | - | - |
| Non-Cash Availment Authority (NCAA) | - | - | - | - | - | - | - | - | - | - |
| Disbursements effected through outright deductions from claims | - | - | - | - | - | - | - | - | - | - |
| Overpayment of expenses | - | - | - | - | - | - | - | - | - | - |
| Restitution for loss of government property | - | - | - | - | - | - | - | - | - | - |
| Liquidated damages and similar claims | - | - | - | - | - | - | - | - | - | - |
| Others (TEF,BTR-Documentary Stamp Tax, etc.) | - | - | - | - | - | - | - | - | - | - |
| TOTAL NON-CASH DISBURSEMENTS | 3,028,548.16 | 12,661,468.31 | - | - | 15,690,016.47 | - | - | - | - | - |
| GRAND TOTAL | 106,998,811.89 | 51,496,559.67 | - | - | 158,495,371.56 | 10,000.00 | 58,546,349.90 | - | 4,791,292.09 | 63,347,641.99 |

SUMMARY

| Particulars | Previous Report | Current Month | As of Date |
|--|------------------|----------------|------------------|
| (1) | (2) | (3) | (4) |
| Total Disbursement Authorities Received | 2,115,063,347.55 | 804,360,108.47 | 2,919,423,456.02 |
| NCA | 2,035,239,970.00 | 788,670,092.00 | 2,823,910,062.00 |
| NTA | - | - | - |
| Working Fund | - | - | - |
| TRA | 79,823,377.55 | 15,690,016.47 | 95,513,394.02 |
| CDC | - | - | - |
| NCAA | - | - | - |
| Less: Notice of Transfer Allocation (NTA) issued* | 1,004,157,009.80 | 578,630,008.41 | 1,582,787,018.21 |
| Total Disbursements Authorities Available | 1,110,906,337.75 | 225,730,100.06 | 1,336,636,437.81 |
| Less: | - | - | - |
| Lapsed NCA | 3,923.57 | - | 3,923.57 |
| Disbursements | 1,110,886,505.24 | 223,898,039.01 | 1,334,784,544.25 |
| Less: Other Non-Cash Disbursements | - | - | - |
| Disbursements effected through outright deductions from claims | - | - | - |
| Others (TEF,BTR-Documentary Stamp Tax, etc.) | - | - | - |
| Add/Less: Adjustments (e.g. cancelled/staled checks) | - | - | - |
| Balance of Disbursements Authorities to date | 15,908.94 | 1,832,061.05 | 1,847,969.99 |
| Total Disbursements Program | 1,110,906,337.75 | 225,730,100.06 | 1,336,636,437.81 |
| Less: Actual Disbursements | 1,110,886,505.24 | 223,898,039.01 | 1,334,784,544.25 |
| (Over)/Under spending | 19,832.51 | 1,832,061.05 | 1,851,893.56 |



Department : National Economic and Development Authority (NEDA)
 Agency : Philippine Statistics Authority
 Operating Unit : Central Office
 Organization Code (UACS) : 24 008 0100000
 Fund Cluster : 01 - Regular Agency Fund

| Particulars (1) | PRIOR YEAR'S BUDGET | | | | | | SUB-TOTAL 18=(6+17) | TRUST LIABILITIES | | | | GRAND TOTAL | | | | | Remarks (28) |
|--|--------------------------------|--------------|---------------|------------|-------------------------------|---------------------|------------------------|-------------------|--------------|------------|------------------|----------------|----------------|---------------|--------------|---------------------------|-----------------|
| | CURRENT YEARS ACCOUNTS PAYABLE | | | | | TOTAL 17=(11+16) | | PS (19) | MOOE (20) | CO (21) | TOTAL (19+20) | PS (23) | MOOE (24) | FinEx (25) | CO (26) | TOTAL 27=(23+24+25+26) | |
| | PS (12) | MOOE (13) | FinEx (14) | CO (15) | Sub-Total 16=(12+13+14+15) | | | | | | | | | | | | |
| CASH DISBURSEMENTS | - | 2,054,763.34 | - | 262.12 | 2,055,025.46 | 65,402,667.45 | 208,208,022.54 | - | - | - | - | 103,880,263.73 | 99,436,204.60 | - | 4,791,554.21 | 208,208,022.54 | |
| Notice of Cash Allocations | - | 2,054,763.34 | - | 262.12 | 2,055,025.46 | 65,402,667.45 | 208,208,022.54 | - | - | - | - | 103,880,263.73 | 99,436,204.60 | - | 4,791,554.21 | 208,208,022.54 | |
| MDS Checks Issued | | | | 262.12 | 262.12 | 24,519.27 | 8,381,317.92 | | | | | 4,342,405.32 | 4,038,650.48 | - | 262.12 | 8,381,317.92 | |
| Advice to Debit Account | | 2,054,763.34 | | | 2,054,763.34 | 65,378,148.18 | 199,826,704.62 | | | | | 99,637,858.41 | 95,397,554.12 | - | 4,791,292.09 | 199,826,704.62 | |
| Notice of Transfer Allocations (NTA) | - | - | - | - | - | - | - | - | - | - | - | - | - | - | - | - | |
| MDS Checks Issued | | | | | | | | | | | | | | | | | |
| Advice to Debit Account | | | | | | | | | | | | | | | | | |
| Working Fund for FAPS | | | | | | | | | | | | | | | | | |
| Cash Disbursement Ceiling (CDC) | | | | | | | | | | | | | | | | | |
| TOTAL CASH DISBURSEMENTS | - | 2,054,763.34 | - | 262.12 | 2,055,025.46 | 65,402,667.45 | 208,208,022.54 | - | - | - | - | 103,880,263.73 | 99,436,204.60 | - | 4,791,554.21 | 208,208,022.54 | |
| NON-CASH DISBURSEMENTS | - | - | - | - | - | - | 15,690,016.47 | - | - | - | - | 3,028,548.16 | 12,661,468.31 | - | - | 15,690,016.47 | |
| Tax Remittance Advices Issued (TRA) | | | | | | | | | | | | | | | | | |
| Non-Cash Availment Authority (NCAA) | | | | | | | | | | | | | | | | | |
| Disbursements effected through outright deductions from claims | | | | | | | | | | | | | | | | | |
| Overpayment of expenses | | | | | | | | | | | | | | | | | |
| Restitution for loss of government property | | | | | | | | | | | | | | | | | |
| Liquidated damages and similar claims | | | | | | | | | | | | | | | | | |
| Others (TEF, BTr-Documentary Stamp Tax, etc.) | | | | | | | | | | | | | | | | | |
| TOTAL NON-CASH DISBURSEMENTS | | | | | | | 15,690,016.47 | | | | | 3,028,548.16 | 12,661,468.31 | | | 15,690,016.47 | |
| GRAND TOTAL | - | 2,054,763.34 | - | 262.12 | 2,055,025.46 | 65,402,667.45 | 223,898,039.01 | - | - | - | - | 107,008,811.89 | 112,097,672.91 | - | 4,791,554.21 | 223,898,039.01 | |


Certified Correct:


ELIZABETH B. ONAG
 Chief Accountant
 Accounting Division

Recommending Approval:


SOCRATES L. RAMORES
 Assistant National Statistician
 Finance and Administrative Services

Approved by:


CLAIRE DENNIS S. MAPA, PhD
 Undersecretary
 National Statistician and Civil Registrar General


MONTHLY REPORT OF DISBURSEMENTS
For the month of May 2023

Department : National Economic and Development Authority (NEDA)
 Agency : Philippine Statistics Authority
 Operating Unit : Central Office
 Organization Code (UACS) : 24 008 0100000
 Fund Cluster : 07 - Trust Fund

| Particulars (1) | CURRENT YEAR'S BUDGET | | | | | PRIOR YEAR'S BUDGET | | | | |
|--|-----------------------|--------------|-------|-----|--------------|-------------------------------|------|-------|------|---------------|
| | PS | MOOE | FinEx | CO | TOTAL | PRIOR YEAR'S ACCOUNTS PAYABLE | | | | |
| | (2) | (3) | (4) | (5) | 6=(2+3+4+5) | PS | MOOE | FinEx | CO | Sub-Total |
| | | | | | | (7) | (8) | (9) | (10) | 11=(7+8+9+10) |
| CASH DISBURSEMENTS | - | 1,593,213.11 | - | - | 1,593,213.11 | - | - | - | - | - |
| Notice of Cash Allocations | - | 1,593,213.11 | - | - | 1,593,213.11 | - | - | - | - | - |
| MDS Checks Issued | | | | | | | | | | |
| Advice to Debit Account | | 1,593,213.11 | | | 1,593,213.11 | | | | | |
| Notice of Transfer Allocations (NTA) | - | - | - | - | - | - | - | - | - | - |
| MDS Checks Issued | | | | | | | | | | |
| Advice to Debit Account | | | | | | | | | | |
| Working Fund for FAPS | | | | | | | | | | |
| Cash Disbursement Ceiling (CDC) | | | | | | | | | | |
| TOTAL CASH DISBURSEMENTS | - | 1,593,213.11 | - | - | 1,593,213.11 | - | - | - | - | - |
| NON-CASH DISBURSEMENTS | - | - | - | - | - | - | - | - | - | - |
| Tax Remittance Advices Issued (TRA) | | | | | | | | | | |
| Non-Cash Availment Authority (NCAA) | | | | | | | | | | |
| Disbursements effected through outright deductions from claims | - | - | - | - | - | - | - | - | - | - |
| Overpayment of expenses | | | | | | | | | | |
| Restitution for loss of government property | | | | | | | | | | |
| Liquidated damages and similar claims | | | | | | | | | | |
| Others (TEF,BTr-Documentary Stamp Tax, etc.) | | | | | | | | | | |
| TOTAL NON-CASH DISBURSEMENTS | - | - | - | - | - | - | - | - | - | - |
| GRAND TOTAL | - | 1,593,213.11 | - | - | 1,593,213.11 | - | - | - | - | - |

SUMMARY

| Particulars (1) | Previous Report (2) | Current Month (3) | As of Date (4) |
|--|------------------------|----------------------|-------------------|
| Total Disbursement Authorities Received | 100,695,028.00 | - | 100,695,028.00 |
| NCA | 100,695,028.00 | | 100,695,028.00 |
| NTA | - | - | - |
| Working Fund | - | - | - |
| TRA | - | - | - |
| CDC | - | - | - |
| NCAA | - | - | - |
| Less: Notice of Transfer Allocation (NTA) issued* | - | - | - |
| Total Disbursements Authorities Available | 100,695,028.00 | - | 100,695,028.00 |
| Less: | - | - | - |
| Lapsed NCA | - | - | - |
| Disbursements | 62,475,162.25 | 1,593,213.11 | 64,068,375.36 |
| Less: Other Non-Cash Disbursements | - | - | - |
| Disbursements effected through outright deductions from claims | - | - | - |
| Others (TEF,BTr-Documentary Stamp Tax, etc.) | - | - | - |
| Add/Less: Adjustments (e.g. cancelled/staled checks) | - | - | - |
| Balance of Disbursements Authorities to date | 38,219,865.75 | (1,593,213.11) | 36,626,652.64 |
| Total Disbursements Program | 100,695,028.00 | - | 100,695,028.00 |
| Less: Actual Disbursements | 62,475,162.25 | 1,593,213.11 | 64,068,375.36 |
| (Over)/Under spending | 38,219,865.75 | (1,593,213.11) | 36,626,652.64 |




Department : National Economic and Development Authority (NEDA)
 Agency : Philippine Statistics Authority
 Operating Unit : Central Office
 Organization Code (UACS) : 24 008 0100000
 Fund Cluster : 07 - Trust Fund

| Particulars (1) | PRIOR YEAR'S BUDGET | | | | | | SUB-TOTAL 18=(6+17) | TRUST LIABILITIES | | | | GRAND TOTAL | | | | | Remarks (28) | |
|--|--------------------------------|--------------|---------------|------------|-----------------------------|---------------------|------------------------|-------------------|--------------|------------|----------------------|-------------|--------------|---------------|------------|---------------------------|-----------------|--|
| | CURRENT YEARS ACCOUNTS PAYABLE | | | | | TOTAL 17=(11+16) | | PS (19) | MOOE (20) | CO (21) | TOTAL =(19+20+21) | PS (23) | MOOE (24) | FinEx (25) | CO (26) | TOTAL 27=(23+24+25+26) | | |
| | PS (12) | MOOE (13) | FinEx (14) | CO (15) | Sub-Total =(12+13+14+15) | | | | | | | | | | | | | |
| CASH DISBURSEMENTS | - | - | - | - | - | - | 1,593,213.11 | - | - | - | - | - | 1,593,213.11 | - | - | - | 1,593,213.11 | |
| Notice of Cash Allocations | - | - | - | - | - | - | 1,593,213.11 | - | - | - | - | - | 1,593,213.11 | - | - | - | 1,593,213.11 | |
| MDS Checks Issued | - | - | - | - | - | - | - | - | - | - | - | - | - | - | - | - | - | |
| Advice to Debit Account | - | - | - | - | - | - | 1,593,213.11 | - | - | - | - | - | 1,593,213.11 | - | - | - | 1,593,213.11 | |
| Notice of Transfer Allocations (NTA) | - | - | - | - | - | - | - | - | - | - | - | - | - | - | - | - | - | |
| MDS Checks Issued | - | - | - | - | - | - | - | - | - | - | - | - | - | - | - | - | - | |
| Advice to Debit Account | - | - | - | - | - | - | - | - | - | - | - | - | - | - | - | - | - | |
| Working Fund for FAPS | - | - | - | - | - | - | - | - | - | - | - | - | - | - | - | - | - | |
| Cash Disbursement Ceiling (CDC) | - | - | - | - | - | - | - | - | - | - | - | - | - | - | - | - | - | |
| TOTAL CASH DISBURSEMENTS | - | - | - | - | - | - | 1,593,213.11 | - | - | - | - | - | 1,593,213.11 | - | - | - | 1,593,213.11 | |
| NON-CASH DISBURSEMENTS | - | - | - | - | - | - | - | - | - | - | - | - | - | - | - | - | - | |
| Tax Remittance Advices Issued (TRA) | - | - | - | - | - | - | - | - | - | - | - | - | - | - | - | - | - | |
| Non-Cash Availment Authority (NCAA) | - | - | - | - | - | - | - | - | - | - | - | - | - | - | - | - | - | |
| Disbursements effected through outright deductions from claims | - | - | - | - | - | - | - | - | - | - | - | - | - | - | - | - | - | |
| Overpayment of expenses | - | - | - | - | - | - | - | - | - | - | - | - | - | - | - | - | - | |
| Restitution for loss of government property | - | - | - | - | - | - | - | - | - | - | - | - | - | - | - | - | - | |
| Liquidated damages and similar claims | - | - | - | - | - | - | - | - | - | - | - | - | - | - | - | - | - | |
| Others (TEF, BTr-Documentary Stamp Tax, etc.) | - | - | - | - | - | - | - | - | - | - | - | - | - | - | - | - | - | |
| TOTAL NON-CASH DISBURSEMENTS | - | - | - | - | - | - | - | - | - | - | - | - | - | - | - | - | - | |
| GRAND TOTAL | - | - | - | - | - | - | 1,593,213.11 | - | - | - | - | - | 1,593,213.11 | - | - | - | 1,593,213.11 | |

Certified Correct:


 ELIZABETH B. ONAG
 Chief Accountant
 Accounting Division

Recommending Approval:


 SOCRA TES L. RAMORES
 Assistant National Statistician
 Finance and Administrative Services

Approved by:


 CLAIRE DENNIS S. MAPA, PhD
 Undersecretary
 National Statistician and Civil Registrar General

MONTHLY REPORT OF DISBURSEMENTS
For the month of May 2023

Department : National Economic and Development Authority (NEDA)
 Agency : Philippine Statistics Authority
 Operating Unit : Consolidated Regional Statistical Services Office
 Organization Code (UACS) : 24 008 0100000
 Fund Cluster : 01 - Regular Agency Fund

| Particulars | CURRENT YEAR'S BUDGET | | | | | PRIOR YEAR'S BUDGET | | | | |
|--|-----------------------|-----------------------|----------|----------------------|-----------------------|-------------------------------|---------------------|----------|----------------------|----------------------|
| | PS | MOOE | FinEx | CO | TOTAL | PRIOR YEAR'S ACCOUNTS PAYABLE | | | | |
| | (2) | (3) | (4) | (5) | 6=(2+3+4+5) | PS | MOOE | FinEx | CO | Sub-Total |
| (1) | (2) | (3) | (4) | (5) | 6=(2+3+4+5) | (7) | (8) | (9) | (10) | 11=(7+8+9+10) |
| CASH DISBURSEMENTS | 172,607,033.29 | 446,934,797.02 | - | 27,102,030.83 | 646,643,861.14 | - | 3,008,048.48 | - | 14,374,552.43 | 17,382,600.91 |
| Notice of Cash Allocations | 168,063,133.36 | 436,185,255.04 | - | 27,102,030.83 | 631,350,419.23 | - | 644,537.91 | - | 14,374,552.43 | 15,019,090.34 |
| MDS Checks Issued | 14,054,271.29 | 51,804,315.61 | - | 11,625,095.70 | 77,483,682.60 | - | 644,537.91 | - | 1,578,441.44 | 2,222,979.35 |
| Advice to Debit Account | 154,008,862.07 | 384,380,939.43 | - | 15,476,935.13 | 553,866,736.63 | - | - | - | 12,796,110.99 | 12,796,110.99 |
| Notice of Transfer Allocations (NTA) | 4,543,899.93 | 10,749,541.98 | - | - | 15,293,441.91 | - | 2,363,510.57 | - | - | 2,363,510.57 |
| MDS Checks Issued | 702,261.42 | 4,637,483.51 | - | - | 5,339,744.93 | - | 2,363,510.57 | - | - | 2,363,510.57 |
| Advice to Debit Account | 3,841,638.51 | 6,112,058.47 | - | - | 9,953,696.98 | - | - | - | - | - |
| Working Fund for FAPS | - | - | - | - | - | - | - | - | - | - |
| Cash Disbursement Ceiling (CDC) | - | - | - | - | - | - | - | - | - | - |
| TOTAL CASH DISBURSEMENTS | 172,607,033.29 | 446,934,797.02 | - | 27,102,030.83 | 646,643,861.14 | - | 3,008,048.48 | - | 14,374,552.43 | 17,382,600.91 |
| NON-CASH DISBURSEMENTS | 4,950,670.04 | 6,377,437.77 | - | 28,912.50 | 11,357,020.31 | - | 161,141.59 | - | - | 161,141.59 |
| Tax Remittance Advices Issued (TRA) | 4,950,670.04 | 6,377,437.77 | - | 28,912.50 | 11,357,020.31 | - | 161,141.59 | - | - | 161,141.59 |
| Non-Cash Availment Authority (NCAA) | - | - | - | - | - | - | - | - | - | - |
| Disbursements effected through outright deductions from claims | - | - | - | - | - | - | - | - | - | - |
| Overpayment of expenses | - | - | - | - | - | - | - | - | - | - |
| Restitution for loss of government property | - | - | - | - | - | - | - | - | - | - |
| Liquidated damages and similar claims | - | - | - | - | - | - | - | - | - | - |
| Others (TEF,BTr-Documentary Stamp Tax, etc.) | - | - | - | - | - | - | - | - | - | - |
| TOTAL NON-CASH DISBURSEMENTS | 4,950,670.04 | 6,377,437.77 | - | 28,912.50 | 11,357,020.31 | - | 161,141.59 | - | - | 161,141.59 |
| GRAND TOTAL | 177,557,703.33 | 453,312,234.79 | - | 27,130,943.33 | 658,000,881.45 | - | 3,169,190.07 | - | 14,374,552.43 | 17,543,742.50 |

SUMMARY

| Particulars | Previous Report | Current Month | As of Date |
|--|------------------|----------------|------------------|
| (1) | (2) | (3) | (4) |
| Total Disbursement Authorities Received | 1,679,890,403.58 | 810,257,393.01 | 2,490,147,796.59 |
| NCA | 553,176,000.00 | 189,785,000.00 | 742,961,000.00 |
| NTA | 1,066,277,466.40 | 608,814,300.20 | 1,675,091,766.60 |
| Working Fund | - | - | - |
| TRA | 60,436,937.18 | 11,658,092.81 | 72,095,029.99 |
| CDC | - | - | - |
| NCAA | - | - | - |
| Less: Notice of Transfer Allocation (NTA) issued* | 62,120,456.60 | 30,184,291.79 | 92,304,748.39 |
| Total Disbursements Authorities Available | 1,617,769,946.98 | 780,073,101.22 | 2,397,843,048.20 |
| Less: | - | - | - |
| Lapsed NCA | 3,896.23 | - | 3,896.23 |
| Disbursements | 1,565,707,238.27 | 688,613,472.36 | 2,254,320,710.63 |
| Less: Other Non-Cash Disbursements | - | - | - |
| Disbursements effected through outright deductions from claims | - | - | - |
| Overpayment of expenses | - | - | - |
| Restitution for loss of government property | - | - | - |
| Liquidated damages and similar claims | - | - | - |
| Others (TEF,BTr-Documentary Stamp Tax, etc.) | - | - | - |
| Add/Less: Adjustments (e.g. cancelled/staled checks) | (149,733.30) | 60,279.16 | (89,454.14) |
| Balance of Disbursements Authorities to date | 51,909,079.18 | 91,519,908.02 | 143,428,987.20 |
| Total Disbursements Program | 1,617,620,213.68 | 780,133,380.38 | 2,397,753,594.06 |
| Less: Actual Disbursements | 1,565,707,238.27 | 688,613,472.36 | 2,254,320,710.63 |
| (Over)/Under spending | 51,912,975.41 | 91,519,908.02 | 143,432,883.43 |




Department : National Economic and Development Authority (NEDA)
 Agency : Philippine Statistics Authority
 Operating Unit : Consolidated Regional Statistical Services Office
 Organization Code (UACS) : 24 008 0100000
 Fund Cluster : 01 - Regular Agency Fund

| Particulars (1) | PRIOR YEAR'S BUDGET | | | | | | SUB-TOTAL 18=(6+17) | TRUST LIABILITIES | | | | GRAND TOTAL | | | | | Remarks (28) |
|--|--------------------------------|---------------|---------------|------------|-------------------------------|---------------------|------------------------|-------------------|--------------|------------|----------------|----------------|----------------|---------------|---------------|---------------------------|-----------------|
| | CURRENT YEARS ACCOUNTS PAYABLE | | | | | TOTAL 17=(11+16) | | PS (19) | MOOE (20) | CO (21) | TOTAL 19+20 | PS (23) | MOOE (24) | FINEX (25) | CO (26) | TOTAL 27=(23+24+25+26) | |
| | PS (12) | MOOE (13) | FinEx (14) | CO (15) | Sub-Total 16=(12+13+14+15) | | | | | | | | | | | | |
| CASH DISBURSEMENTS | - | 12,928,917.50 | - | - | 12,928,917.50 | 30,311,518.41 | 676,955,379.55 | - | - | - | - | 172,607,033.29 | 462,871,763.00 | - | 41,476,583.26 | 676,955,379.55 | |
| Notice of Cash Allocations | - | 7,250,141.64 | - | - | 7,250,141.64 | 22,269,231.98 | 653,619,651.21 | - | - | - | - | 168,063,133.36 | 444,079,934.59 | - | 41,476,583.26 | 653,619,651.21 | |
| MDS Checks Issued | - | 142,789.42 | - | - | 142,789.42 | 2,365,768.77 | 79,849,451.37 | - | - | - | - | 14,054,271.29 | 52,591,642.94 | - | 13,203,537.14 | 79,849,451.37 | |
| Advice to Debit Account | - | 7,107,352.22 | - | - | 7,107,352.22 | 19,903,463.21 | 573,770,199.84 | - | - | - | - | 154,008,862.07 | 391,488,291.65 | - | 28,273,046.12 | 573,770,199.84 | |
| Notice of Transfer Allocations (NTA) | - | 5,678,775.86 | - | - | 5,678,775.86 | 8,042,286.43 | 23,335,728.34 | - | - | - | - | 4,543,899.93 | 18,791,828.41 | - | - | 23,335,728.34 | |
| MDS Checks Issued | - | 1,686,871.15 | - | - | 1,686,871.15 | 4,030,381.72 | 9,370,126.65 | - | - | - | - | 702,261.42 | 8,667,865.23 | - | - | 9,370,126.65 | |
| Advice to Debit Account | - | 4,011,904.71 | - | - | 4,011,904.71 | 4,011,904.71 | 13,965,601.69 | - | - | - | - | 3,841,638.51 | 10,123,963.18 | - | - | 13,965,601.69 | |
| Working Fund for FAPS | - | - | - | - | - | - | - | - | - | - | - | - | - | - | - | - | |
| Cash Disbursement Ceiling (CDC) | - | - | - | - | - | - | - | - | - | - | - | - | - | - | - | - | |
| TOTAL CASH DISBURSEMENTS | - | 12,928,917.50 | - | - | 12,928,917.50 | 30,311,518.41 | 676,955,379.55 | - | - | - | - | 172,607,033.29 | 462,871,763.00 | - | 41,476,583.26 | 676,955,379.55 | |
| NON-CASH DISBURSEMENTS | - | 139,930.91 | - | - | 139,930.91 | 301,072.50 | 11,658,092.81 | - | - | - | - | 4,950,670.04 | 6,678,510.27 | - | 28,912.50 | 11,658,092.81 | |
| Tax Remittance Advices Issued (TRA) | - | 139,930.91 | - | - | 139,930.91 | 301,072.50 | 11,658,092.81 | - | - | - | - | 4,950,670.04 | 6,678,510.27 | - | 28,912.50 | 11,658,092.81 | |
| Non-Cash Availment Authority (NCAA) | - | - | - | - | - | - | - | - | - | - | - | - | - | - | - | - | |
| Disbursements effected through outright deductions from claims | - | - | - | - | - | - | - | - | - | - | - | - | - | - | - | - | |
| Overpayment of expenses | - | - | - | - | - | - | - | - | - | - | - | - | - | - | - | - | |
| Restitution for loss of government property | - | - | - | - | - | - | - | - | - | - | - | - | - | - | - | - | |
| Liquidated damages and similar claims | - | - | - | - | - | - | - | - | - | - | - | - | - | - | - | - | |
| Others (TEF,BTr-Documentary Stamp Tax, etc.) | - | - | - | - | - | - | - | - | - | - | - | - | - | - | - | - | |
| TOTAL NON-CASH DISBURSEMENTS | - | 139,930.91 | - | - | 139,930.91 | 301,072.50 | 11,658,092.81 | - | - | - | - | 4,950,670.04 | 6,678,510.27 | - | 28,912.50 | 11,658,092.81 | |
| GRAND TOTAL | - | 13,068,848.41 | - | - | 13,068,848.41 | 30,612,590.91 | 688,613,472.36 | - | - | - | - | 177,557,703.33 | 469,550,273.27 | - | 41,505,495.76 | 688,613,472.36 | |


Certified Correct:


 ELIZABETH B. ONAG
 Chief Accountant
 Accounting Division

Recommending Approval:


 SOCRATES L. RAMORES
 Assistant National Statistician
 Finance and Administrative Services

Approved by:


 CLAIRE DENNIS S. MAPA, PhD
 Undersecretary
 National Statistician and Civil Registrar General


MONTHLY REPORT OF DISBURSEMENTS
For the month of May 2023

Department : National Economic and Development Authority (NEDA)
 Agency : Philippine Statistics Authority
 Operating Unit : All
 Organization Code (UACS) : 24 008 0100000
 Fund Cluster : 01 - Regular Agency Fund

| Particulars (1) | CURRENT YEAR'S BUDGET | | | | | PRIOR YEAR'S BUDGET | | | | |
|--|-----------------------|-----------------------|----------|----------------------|-----------------------|-------------------------------|----------------------|----------|----------------------|----------------------|
| | PS | MOOE | FinEx | CO | TOTAL | PRIOR YEAR'S ACCOUNTS PAYABLE | | | | |
| | (2) | (3) | (4) | (5) | 6=(2+3+4+5) | PS | MOOE | FinEx | CO | Sub-Total |
| | | | | | | (7) | (8) | (9) | (10) | 11=(7+8+9+10) |
| CASH DISBURSEMENTS | 276,577,297.02 | 485,769,888.38 | - | 27,102,030.83 | 789,449,216.23 | 10,000.00 | 61,554,398.38 | - | 19,165,844.52 | 80,730,242.90 |
| Notice of Cash Allocations | 272,033,397.09 | 475,020,346.40 | - | 27,102,030.83 | 774,155,774.32 | 10,000.00 | 59,190,887.81 | - | 19,165,844.52 | 78,366,732.33 |
| MDS Checks Issued | 18,396,676.61 | 55,818,708.94 | - | 11,625,095.70 | 85,840,481.25 | - | 668,795.06 | - | 1,578,441.44 | 2,247,236.50 |
| Advice to Debit Account | 253,636,720.48 | 419,201,637.46 | - | 15,476,935.13 | 688,315,293.07 | 10,000.00 | 58,522,092.75 | - | 17,587,403.08 | 76,119,495.83 |
| Notice of Transfer Allocations (NTA) | 4,543,899.93 | 10,749,541.98 | - | - | 15,293,441.91 | - | 2,363,510.57 | - | - | 2,363,510.57 |
| MDS Checks Issued | 702,261.42 | 4,637,483.51 | - | - | 5,339,744.93 | - | 2,363,510.57 | - | - | 2,363,510.57 |
| Advice to Debit Account | 3,841,638.51 | 6,112,058.47 | - | - | 9,953,696.98 | - | - | - | - | - |
| Working Fund for FAPS | - | - | - | - | - | - | - | - | - | - |
| Cash Disbursement Ceiling (CDC) | - | - | - | - | - | - | - | - | - | - |
| TOTAL CASH DISBURSEMENTS | 276,577,297.02 | 485,769,888.38 | - | 27,102,030.83 | 789,449,216.23 | 10,000.00 | 61,554,398.38 | - | 19,165,844.52 | 80,730,242.90 |
| NON-CASH DISBURSEMENTS | 7,979,218.20 | 19,038,906.08 | - | 28,912.50 | 27,047,036.78 | - | 161,141.59 | - | - | 161,141.59 |
| Tax Remittance Advices Issued (TRA) | 7,979,218.20 | 19,038,906.08 | - | 28,912.50 | 27,047,036.78 | - | 161,141.59 | - | - | 161,141.59 |
| Non-Cash Availment Authority (NCAA) | - | - | - | - | - | - | - | - | - | - |
| Disbursements effected through outright deductions from claims | - | - | - | - | - | - | - | - | - | - |
| Overpayment of expenses | - | - | - | - | - | - | - | - | - | - |
| Restitution for loss of government property | - | - | - | - | - | - | - | - | - | - |
| Liquidated damages and similar claims | - | - | - | - | - | - | - | - | - | - |
| Others (TEF,BTr-Documentary Stamp Tax, etc.) | - | - | - | - | - | - | - | - | - | - |
| TOTAL NON-CASH DISBURSEMENTS | 7,979,218.20 | 19,038,906.08 | - | 28,912.50 | 27,047,036.78 | - | 161,141.59 | - | - | 161,141.59 |
| GRAND TOTAL | 284,556,515.22 | 504,808,794.46 | - | 27,130,943.33 | 816,496,253.01 | 10,000.00 | 61,715,539.97 | - | 19,165,844.52 | 80,891,384.49 |

SUMMARY

| Particulars (1) | Previous Report (2) | Current Month (3) | As of Date (4) |
|--|------------------------|----------------------|-------------------|
| Total Disbursement Authorities Received | 3,794,953,751.13 | 1,614,617,501.48 | 5,409,571,252.61 |
| NCA | 2,588,415,970.00 | 978,455,092.00 | 3,566,871,062.00 |
| NTA | 1,066,277,466.40 | 608,814,300.20 | 1,675,091,766.60 |
| Working Fund | - | - | - |
| TRA | 140,260,314.73 | 27,348,109.28 | 167,608,424.01 |
| CDC | - | - | - |
| NCAA | - | - | - |
| Less: Notice of Transfer Allocation (NTA) issued* | 1,066,277,466.40 | 608,814,300.20 | 1,675,091,766.60 |
| Total Disbursements Authorities Available | 2,728,676,284.73 | 1,005,803,201.28 | 3,734,479,486.01 |
| Less: | - | - | - |
| Lapsed NCA | 7,819.80 | - | 7,819.80 |
| Disbursements | 2,676,593,743.51 | 912,511,511.37 | 3,589,105,254.88 |
| Less: Other Non-Cash Disbursements | - | - | - |
| Disbursements effected through outright deductions from claims | - | - | - |
| Overpayment of expenses | - | - | - |
| Restitution for loss of government property | - | - | - |
| Liquidated damages and similar claims | - | - | - |
| Others (TEF,BTr-Documentary Stamp Tax, etc.) | - | - | - |
| Add/Less: Adjustments (e.g. cancelled/staled checks) | (149,733.30) | 60,279.16 | (89,454.14) |
| Balance of Disbursements Authorities to date | 51,924,988.12 | 93,351,969.07 | 145,276,957.19 |
| Total Disbursements Program | 2,728,526,551.43 | 1,005,863,480.44 | 3,734,390,031.87 |
| Less: Actual Disbursements | 2,676,593,743.51 | 912,511,511.37 | 3,589,105,254.88 |
| (Over)/Under spending | 51,932,807.92 | 93,351,969.07 | 145,284,776.99 |



Department : National Economic and Development Authority (NEDA)
 Agency : Philippine Statistics Authority
 Operating Unit : All
 Organization Code (UACS) : 24 008 0100000
 Fund Cluster : 01 - Regular Agency Fund

| Particulars (1) | PRIOR YEAR'S BUDGET | | | | | | SUB-TOTAL 18=(6+17) | TRUST LIABILITIES | | | | GRAND TOTAL | | | | | Remarks (28) |
|--|--------------------------------|---------------|---------------|------------|-------------------------------|---------------------|------------------------|-------------------|--------------|------------|----------------|----------------|----------------|--------------|---------------|---------------------------|-----------------|
| | CURRENT YEARS ACCOUNTS PAYABLE | | | | | TOTAL 17=(11+16) | | PS (19) | MOOE (20) | CO (21) | TOTAL 19+20 | PS (23) | MOOE (24) | FMEI (25) | CO (26) | TOTAL 27=(23+24+25+26) | |
| | PS (12) | MOOE (13) | FInEx (14) | CO (15) | Sub-Total 16=(12+13+14+15) | | | | | | | | | | | | |
| CASH DISBURSEMENTS | - | 14,983,680.84 | - | 262.12 | 14,983,942.96 | 95,714,185.86 | 885,163,402.09 | - | - | - | - | 276,587,297.02 | 562,307,967.60 | - | 46,268,137.47 | 885,163,402.09 | |
| Notice of Cash Allocations | - | 9,304,904.98 | - | 262.12 | 9,305,167.10 | 87,671,899.43 | 861,827,673.75 | - | - | - | - | 272,043,397.09 | 543,516,139.19 | - | 46,268,137.47 | 861,827,673.75 | |
| MDS Checks Issued | - | 142,789.42 | - | 262.12 | 143,051.54 | 2,390,288.04 | 88,230,769.29 | - | - | - | - | 18,396,676.61 | 56,630,293.42 | - | 13,203,799.26 | 88,230,769.29 | |
| Advice to Debit Account | - | 9,162,115.56 | - | - | 9,162,115.56 | 85,281,611.39 | 773,596,904.46 | - | - | - | - | 253,646,720.48 | 486,885,845.77 | - | 33,064,338.21 | 773,596,904.46 | |
| Notice of Transfer Allocations (NTA) | - | 5,678,775.86 | - | - | 5,678,775.86 | 8,042,286.43 | 23,335,728.34 | - | - | - | - | 4,543,899.93 | 18,791,828.41 | - | - | 23,335,728.34 | |
| MDS Checks Issued | - | 1,666,871.15 | - | - | 1,666,871.15 | 4,030,381.72 | 9,370,126.65 | - | - | - | - | 702,261.42 | 8,667,865.23 | - | - | 9,370,126.65 | |
| Advice to Debit Account | - | 4,011,904.71 | - | - | 4,011,904.71 | 4,011,904.71 | 13,965,601.69 | - | - | - | - | 3,841,638.51 | 10,123,963.18 | - | - | 13,965,601.69 | |
| Working Fund for FAPS | - | - | - | - | - | - | - | - | - | - | - | - | - | - | - | - | |
| Cash Disbursement Ceiling (CDC) | - | - | - | - | - | - | - | - | - | - | - | - | - | - | - | - | |
| TOTAL CASH DISBURSEMENTS | - | 14,983,680.84 | - | 262.12 | 14,983,942.96 | 95,714,185.86 | 885,163,402.09 | - | - | - | - | 276,587,297.02 | 562,307,967.60 | - | 46,268,137.47 | 885,163,402.09 | |
| NON-CASH DISBURSEMENTS | - | 139,930.91 | - | - | 139,930.91 | 301,072.50 | 27,348,109.28 | - | - | - | - | 7,979,218.20 | 19,339,978.58 | - | 28,912.50 | 27,348,109.28 | |
| Tax Remittance Advices Issued (TRA) | - | 139,930.91 | - | - | 139,930.91 | 301,072.50 | 27,348,109.28 | - | - | - | - | 7,979,218.20 | 19,339,978.58 | - | 28,912.50 | 27,348,109.28 | |
| Non-Cash Availment Authority (NCAA) | - | - | - | - | - | - | - | - | - | - | - | - | - | - | - | - | |
| Disbursements effected through outright deductions from claims | - | - | - | - | - | - | - | - | - | - | - | - | - | - | - | - | |
| Overpayment of expenses | - | - | - | - | - | - | - | - | - | - | - | - | - | - | - | - | |
| Restitution for loss of government property | - | - | - | - | - | - | - | - | - | - | - | - | - | - | - | - | |
| Liquidated damages and similar claims | - | - | - | - | - | - | - | - | - | - | - | - | - | - | - | - | |
| Others (TEF,BTr-Documentary Stamp Tax, etc.) | - | - | - | - | - | - | - | - | - | - | - | - | - | - | - | - | |
| TOTAL NON-CASH DISBURSEMENTS | - | 139,930.91 | - | - | 139,930.91 | 301,072.50 | 27,348,109.28 | - | - | - | - | 7,979,218.20 | 19,339,978.58 | - | 28,912.50 | 27,348,109.28 | |
| GRAND TOTAL | - | 15,123,611.75 | - | 262.12 | 15,123,873.87 | 96,015,258.36 | 912,511,511.37 | - | - | - | - | 284,566,515.22 | 581,647,946.18 | - | 46,297,049.97 | 912,511,511.37 | |


Certified Correct:


 ELIZABETH B. ONAG
 Chief Accountant
 Accounting Division

Recommending Approval:


 SOCRATES L. RAMORES
 Assistant National Statistician
 Finance and Administrative Services

Approved by:


 CLAIRE DENNIS S. MAPA, PhD
 Undersecretary
 National Statistician and Civil Registrar General