

QUARTERLY REPORT OF REVENUE AND OTHER RECEIPTS  
As at the Quarter Ending December 31, 2023


Department: National Economic and Development Authority (NEDA)

Agency: Philippine Statistics Authority

Operating Unit: All

Organization Code (UACS): 240080000000

Fund Cluster: 01 - Regular Agency Fund



Classification/Sources of Revenue and Other Receipts	UACS CODE	REVENUE TARGET (Annual) per BESF	Actual Revenue and Other Receipts Collections					Cumulative Remittance/Deposits to Date					Remarks
			1st Quarter Ending March 31	2nd Quarter Ending June 30	3rd Quarter Ending Sept. 30	4th Quarter Ending Dec. 31	Total	Remittance to BTR	Deposited with AGDB	Total	Amount	%	
1	2	3	4	5	6	7	8=(4+5+6+7)	9	10	11=(9+10)	12=(8-3)	13=(12/3)	14
Regular Agency Fund		1,781,642,072.00	265,924,120.66	471,108,655.39	297,729,377.03	297,171,361.15	1,331,933,514.23	1,331,946,047.01	0.00	1,331,946,047.01	(449,708,557.77)	-25%	
Revenue Collections		1,781,642,072.00	265,840,684.66	471,028,541.39	297,685,371.87	297,099,598.87	1,331,654,196.79	1,331,666,729.57	0.00	1,331,666,729.57	(449,987,875.21)	-25%	
Cash Receipts		1,781,642,072.00	265,840,684.66	471,028,541.39	297,685,371.87	297,099,598.87	1,331,654,196.79	1,331,666,729.57	0.00	1,331,666,729.57	(449,987,875.21)	-25%	
Non-Tax		1,781,642,072.00	265,840,684.66	471,028,541.39	297,685,371.87	297,099,598.87	1,331,654,196.79	1,331,666,729.57	0.00	1,331,666,729.57	(449,987,875.21)	-25%	
Registration Fees	4020102000	9,099,955.00	1,428,100.00	741,300.00	537,000.00	3,275,650.00	5,982,050.00	5,989,050.00	0.00	5,989,050.00	(3,117,905.00)	-34%	
Other Verification and Authentication Fees	4020111099	1,768,529,000.00	258,028,221.42	468,597,310.50	295,000,723.73	285,047,964.16	1,306,674,219.81	1,306,674,399.81	0.00	1,306,674,399.81	(461,854,780.19)	-26%	
Other Service Income	4020199099	0.00	0.00	0.00	100.00	0.00	100.00	100.00	0.00	100.00	100.00	0%	
Fines and Penalties - Service Income	4020114000	0.00	0.00	793,264.27	223,596.42	582,531.87	1,599,392.56	1,599,392.56	0.00	1,599,392.56	1,599,392.56	0%	
Income from Printing and Publication	4020215000	70,070.00	32,850.00	0.00	0.00	0.00	32,850.00	32,850.00	0.00	32,850.00	(37,220.00)	-53%	
Interest Income - Others	4020221099	28,500.00	0.00	643.94	1,369.99	3,516.70	5,530.63	5,530.63	0.00	5,530.63	(22,969.37)	-81%	
Fines and Penalties - Business Income	4020223000	596,000.00	957,036.04	132,461.75	1,369,570.98	6,132,077.50	8,591,146.27	8,590,819.57	0.00	8,590,819.57	7,995,146.27	0%	
Other Business Income	4020299099	3,248,547.00	5,140,027.60	545,975.85	341,792.73	1,332,151.46	7,359,947.64	7,358,897.64	0.00	7,358,897.64	4,111,400.64	127%	
Gain on Sale of Property, Plant and Equipment	4050104000	70,000.00	5,352.64	0.00	7,825.00	13,848.40	27,026.04	27,026.04	0.00	27,026.04	(42,973.96)	-61%	
Other Gains	4050199000	0.00	4,500.00	0.00	0.00	0.00	4,500.00	4,500.00	0.00	4,500.00	4,500.00	0%	
Miscellaneous Income	4060999000	0.00	244,596.96	217,585.08	203,393.02	711,858.78	1,377,433.84	1,384,163.32	0.00	1,384,163.32	1,377,433.84	0%	
Non-Revenue Collections/Other Receipts		0.00	83,436.00	80,114.00	44,005.16	71,762.28	279,317.44	279,317.44	0.00	279,317.44	279,317.44	0%	
Cash Receipts		0.00	83,436.00	80,114.00	44,005.16	71,762.28	279,317.44	279,317.44	0.00	279,317.44	279,317.44	0%	
Non-Tax		0.00	13,800.00	0.00	0.00	0.00	13,800.00	13,800.00	0.00	13,800.00	13,800.00	0%	
Others	4020221099	0.00	13,800.00	0.00	0.00	0.00	13,800.00	13,800.00	0.00	13,800.00	13,800.00	0%	
Others		0.00	69,636.00	80,114.00	44,005.16	71,762.28	265,517.44	265,517.44	0.00	265,517.44	265,517.44	0%	
Due from Officers and Employees	1030502000	0.00	11,832.00	8,130.00	5,986.16	491.00	26,439.16	26,439.16	0.00	26,439.16	26,439.16	0%	
Accountable Forms, Plates and Stickers Inventory	1040402000	0.00	43,615.00	66,984.00	32,019.00	54,300.00	196,918.00	196,918.00	0.00	196,918.00	196,918.00	0%	
Advances for Operation Expenses	1990101000	0.00	13,800.00	0.00	0.00	0.00	13,800.00	13,800.00	0.00	13,800.00	13,800.00	0%	
Miscellaneous Income	4060999000	0.00	389.00	5,000.00	6,000.00	16,971.28	28,360.28	28,360.28	0.00	28,360.28	28,360.28	0%	
<b>TOTAL</b>		<b>1,781,642,072.00</b>	<b>265,924,120.66</b>	<b>471,108,655.39</b>	<b>297,729,377.03</b>	<b>297,171,361.15</b>	<b>1,331,933,514.23</b>	<b>1,331,946,047.01</b>	<b>0.00</b>	<b>1,331,946,047.01</b>	<b>(449,708,557.77)</b>	<b>-25%</b>	

Certified Correct:

ELIZABETH B. ONAGA,  
Chief Accountant  
Accounting Division

Recommending Approval:

SOCRATES L. RAMORES  
Assistant National Statistician  
Finance and Administrative Service

Approved by:

CLAIRE DENNIS S. MAPA, PhD  
Undersecretary  
National Statistician and Civil Registrar General



QUARTERLY REPORT OF REVENUE AND OTHER RECEIPTS  
As at the Quarter Ending December 31, 2023

Department: National Economic and Development Authority (NEDA)  
Agency: Philippine Statistics Authority  
Operating Unit: Central Office  
Organization Code (UACS): 240080100000  
Fund Cluster: 01 - Regular Agency Fund




Classification/Sources of Revenue and Other Receipts	UACS CODE	REVENUE TARGET (Annual) per BESF	Actual Revenue and Other Receipts Collections					Cumulative Remittance/Deposits to Date			Variance		Remarks
			1st Quarter Ending March 31	2nd Quarter Ending June 30	3rd Quarter Ending Sept. 30	4th Quarter Ending Dec. 31	Total	Remittance to BTr	Deposited with AGDB	Total	Amount	%	
1	2	3	4	5	6	7	8=(4+5+6+7)	9	10	11=(9+10)	12=(8-3)	13=(12/3)	14
Regular Agency Fund		1,774,844,000.00	263,848,986.73	469,103,924.23	295,091,050.13	291,668,735.52	1,319,712,696.61	1,319,712,696.61	0.00	1,319,712,696.61	(455,131,303.39)	-26%	
Revenue Collections		1,774,844,000.00	263,848,986.73	469,103,924.23	295,091,050.13	291,668,735.52	1,319,712,696.61	1,319,712,696.61	0.00	1,319,712,696.61	(455,131,303.39)	-26%	
Cash Receipts		1,774,844,000.00	263,848,986.73	469,103,924.23	295,091,050.13	291,668,735.52	1,319,712,696.61	1,319,712,696.61	0.00	1,319,712,696.61	(455,131,303.39)	-26%	
Non-Tax		1,774,844,000.00	263,848,986.73	469,103,924.23	295,091,050.13	291,668,735.52	1,319,712,696.61	1,319,712,696.61	0.00	1,319,712,696.61	(455,131,303.39)	-26%	
Registration Fees	4020102000	3,536,000.00	3,300.00	3,800.00	2,800.00	1,500.00	11,400.00	11,400.00	0.00	11,400.00	(3,524,600.00)	-100%	
Other Verification and Authentication Fees	4020111099	1,767,779,000.00	257,987,661.42	468,560,050.50	294,967,363.73	285,018,504.16	1,306,533,579.81	1,306,533,579.81	0.00	1,306,533,579.81	(461,245,420.19)	-26%	
Income from Printing and Publication	4020215000	2,000.00	0.00	0.00	0.00	0.00	0.00	0.00	0.00	0.00	(2,000.00)	-100%	
Interest Income - Others	4020221099	10,000.00	0.00	0.00	0.00	0.00	0.00	0.00	0.00	0.00	(10,000.00)	-100%	
Fines and Penalties - Business Income	4020223000	564,000.00	930,733.90	121,935.06	0.00	6,099,357.18	7,152,026.14	7,152,026.14	0.00	7,152,026.14	6,588,026.14	1168%	
Other Business Income	4020299099	2,901,000.00	4,927,291.41	418,138.67	120,886.40	549,374.18	6,015,690.66	6,015,690.66	0.00	6,015,690.66	3,114,690.66	107%	
Gain on Sale of Property, Plant and Equipment	4050104000	52,000.00	0.00	0.00	0.00	0.00	0.00	0.00	0.00	0.00	(52,000.00)	-100%	
<b>TOTAL</b>		<b>1,774,844,000.00</b>	<b>263,848,986.73</b>	<b>469,103,924.23</b>	<b>295,091,050.13</b>	<b>291,668,735.52</b>	<b>1,319,712,696.61</b>	<b>1,319,712,696.61</b>	<b>0.00</b>	<b>1,319,712,696.61</b>	<b>(455,131,303.39)</b>	<b>-26%</b>	


Certified Correct:

  
ELIZABETH B. ONAG,  
Chief Accountant  
Accounting Division

Recommending Approval:

  
SOCRATES L. RAMORES  
Assistant National Statistician  
Finance and Administrative Service

Approved by:

  
CLAIRE DENNIS S. MAPA, PhD  
Undersecretary  
National Statistician and Civil Registrar General

QUARTERLY REPORT OF REVENUE AND OTHER RECEIPTS  
As at the Quarter Ending December 31, 2023



Department: National Economic and Development Authority (NEDA)  
Agency: Philippine Statistics Authority  
Operating Unit: Central Office  
Organization Code (UACS): 240080100000  
Fund Cluster: 07 - Trust Receipts

Classification/Sources of Revenue and Other Receipts	UACS CODE	REVENUE TARGET (Annual) per BESF	Actual Revenue and Other Receipts Collections					Cumulative Remittance/Deposits to Date			Variance		Remarks
			1st Quarter Ending March 31	2nd Quarter Ending June 30	3rd Quarter Ending Sept. 30	4th Quarter Ending Dec. 31	Total	Remittance to BTr	Deposited with AGDB	Total	Amount	%	
1	2	3	4	5	6	7	8=(4+5+6+7)	9	10	11=(9+10)	12=(8-3)	13=(12/3)	14
Trust Receipts			22,710,010.20	15,705,854.66	19,660,765.06	9,102,247.56	67,178,877.48		67,178,877.48	67,178,877.48	67,178,877.48	0%	
Non-Revenue Collections/Other Receipts			22,710,010.20	15,705,854.66	19,660,765.06	9,102,247.56	67,178,877.48		67,178,877.48	67,178,877.48	67,178,877.48	0%	
Cash Receipts			22,710,010.20	15,705,854.66	19,660,765.06	9,102,247.56	67,178,877.48		67,178,877.48	67,178,877.48	67,178,877.48	0%	
Others			22,710,010.20	15,705,854.66	19,660,765.06	9,102,247.56	67,178,877.48		67,178,877.48	67,178,877.48	67,178,877.48	0%	
Trust Liabilities	2040101000		22,710,010.20	15,705,854.66	19,660,765.06	9,102,247.56	67,178,877.48		67,178,877.48	67,178,877.48	67,178,877.48	0%	
<b>TOTAL</b>			22,710,010.20	15,705,854.66	19,660,765.06	9,102,247.56	67,178,877.48		67,178,877.48	67,178,877.48	67,178,877.48	0%	


Certified Correct:

  
ELIZABETH B. ONAG  
Chief Accountant  
Accounting Division

Recommending Approval:

  
SOCRATES L. RAMORES  
Assistant National Statistician  
Finance and Administrative Service

Approved by:

  
CLAIRE DENNIS S. MAPA, PhD  
Undersecretary  
National Statistician and Civil Registrar General