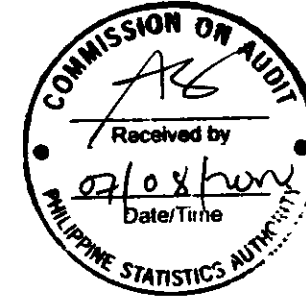


QUARTERLY REPORT OF REVENUE AND OTHER RECEIPTS  
As at the Quarter Ending June 30, 2022



Department: National Economic and Development Authority (NEDA)

Agency: Philippine Statistics Authority

Operating Unit: Central Office

Organization Code (UACS): 240080100000

Fund Cluster: 01 - Regular Agency Fund

Classification/Sources of Revenue and Other Receipts	UACS CODE	REVENUE TARGET (Annual) per BESF	Actual Revenue and Other Receipts Collections					Cumulative Remittance/Deposits to Date			Variance		Remarks
			1st Quarter Ending March 31	2nd Quarter Ending June 30	3rd Quarter Ending Sept. 30	4th Quarter Ending Dec. 31	Total	Remittance to BTr	Deposited with AGDB	Total	Amount	%	
1	2	3	4	5	6	7	8=(4+5+6+7)	9	10	11=(9+10)	12=(8-3)	13=(12/9)	14
Regular Agency Fund		267,355,000.00	234,137,441.79	174,819,682.18	0.00	0.00	408,957,123.97	408,957,123.97		408,957,123.97	141,602,123.97	53%	
Revenue Collections		267,355,000.00	234,137,441.79	174,819,682.18	0.00	0.00	408,957,123.97	408,957,123.97		408,957,123.97	141,602,123.97	53%	
Cash Receipts		267,355,000.00	234,137,441.79	174,819,682.18	0.00	0.00	408,957,123.97	408,957,123.97		408,957,123.97	141,602,123.97	53%	
Non-Tax		267,355,000.00	234,137,441.79	174,819,682.18	0.00	0.00	408,957,123.97	408,957,123.97		408,957,123.97	141,602,123.97	53%	
Registration Fees	4020102000	2,718,000.00	2,200.00	2,100.00			4,300.00	4,300.00		4,300.00	(2,713,700.00)	-100%	
Other Verification and Authentication Fees	4020111099	262,759,000.00	233,788,357.76	165,849,838.94			399,636,196.70	399,636,196.70		399,636,196.70	136,877,196.70	52%	
Income from Printing and Publication	4020215000	73,000.00					0.00			0.00	(73,000.00)	-100%	
Interest Income - Others	4020221099	11,000.00					0.00			0.00	(11,000.00)	-100%	
Fines and Penalties - Business Income	4020223000	300,000.00	16,354.40	6,187,070.67			6,203,425.07	6,203,425.07		6,203,425.07	5,903,425.07	0%	
Other Business Income	4020299099	1,494,000.00	332,529.63	2,780,672.57			3,113,202.20	3,113,202.20		3,113,202.20	1,619,202.20	106%	
Gain on Sale of Property, Plant and Equipment	4050104000						0.00			0.00		#DIV/0!	
<b>TOTAL</b>		<b>267,355,000.00</b>	<b>234,137,441.79</b>	<b>174,819,682.18</b>	<b>0.00</b>	<b>0.00</b>	<b>408,957,123.97</b>	<b>408,957,123.97</b>		<b>408,957,123.97</b>	<b>141,602,123.97</b>	<b>53%</b>	

Certified Correct:

*Maria Celeste D.L. Balanza*

MARIA CELESTE D.L. BALANZA  
Officer-in-Charge  
Accounting Division

Approved by


*Divina Gracia L. Del Prado*

DIVINA GRACIA L DEL PRADO  
Assistant National Statistician  
Economic Sector Statistics Service

for:

CLAIRE DENNIS S. MAPA, PH. D.  
Undersecretary  
National Statistician and Civil Registrar General

QUARTERLY REPORT OF REVENUE AND OTHER RECEIPTS  
As at the Quarter Ending June 30, 2022



Department: National Economic and Development Authority (NEDA)

Agency: Philippine Statistics Authority

Operating Unit: Central Office

Organization Code (UACS): 240080100000

Fund Cluster: 07 - Trust Receipts

Classification/Sources of Revenue and Other Receipts	UACS CODE	REVENUE TARGET (Annual) per BESF	Actual Revenue and Other Receipts Collections					Cumulative Remittance/Deposits to Date			Variance		Remarks
			1st Quarter Ending March 31	2nd Quarter Ending June 30	3rd Quarter Ending Sept. 30	4th Quarter Ending Dec. 31	Total	Remittance to BTr	Deposited with AGDB	Total	Amount	%	
1	2	3	4	5	6	7	8=(4+5+6+7)	9	10	11=(9+10)	12=(8-3)	13=(12/3)	14
Trust Receipts			0.00	70,133,773.00	0.00	0.00	70,133,773.00		0.00	70,133,773.00	70,133,773.00	0%	
Non-Revenue Collections/Other Receipts			0.00	70,133,773.00	0.00	0.00	70,133,773.00		0.00	70,133,773.00	70,133,773.00	0%	
Cash Receipts			0.00	70,133,773.00	0.00	0.00	70,133,773.00		0.00	70,133,773.00	70,133,773.00	0%	
Others			0.00	70,133,773.00	0.00	0.00	70,133,773.00		0.00	70,133,773.00	70,133,773.00	0%	
Trust Liabilities	2040101000		0.00	70,133,773.00			70,133,773.00	70,133,773.00	0.00	70,133,773.00	70,133,773.00	0%	
TOTAL			0.00	70,133,773.00	0.00	0.00	70,133,773.00		0.00	70,133,773.00	70,133,773.00	0%	

Certified Correct:

**MARIA CELESTE D.L. BALANZA**  
Officer-in-Charge  
Accounting Division

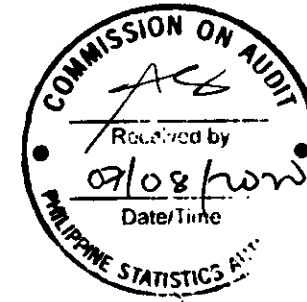
Approved by:

**DIVINA GRACIA L. DEL PRADO**  
Assistant National Statistician

*for* **Economic Sector Statistics Service**  
**CLAIRE DENNIS S. MAPA, PH. D.**  
Undersecretary  
National Statistician and Civil Registrar General

*h*

QUARTERLY REPORT OF REVENUE AND OTHER RECEIPTS  
As at the Quarter Ending June 30, 2022



Department: National Economic and Development Authority (NEDA)

Agency: Philippine Statistics Authority

Operating Unit: All

Organization Code (UACS): 24008000000

Fund Cluster: 01 - Regular Agency Fund

Classification/Sources of Revenue and Other Receipts	UACS CODE	REVENUE TARGET (Annual) per BESF	Actual Revenue and Other Receipts Collections					Cumulative Remittance/Deposits to Date			Variance		Remarks
			1st Quarter Ending March 31	2nd Quarter Ending June 30	3rd Quarter Ending Sept. 30	4th Quarter Ending Dec. 31	Total	Remittance to BTr	Deposited with AGDB	Total	Amount	%	
1	2	3	4	5	6	7	8=(4+5+6+7)	9	10	11=(9+10)	12=(8-3)	13=(12/3)	14
Regular Agency Fund		273,410,000.00	235,787,894.26	175,948,534.61	0.00	0.00	411,736,428.87	411,732,011.98		411,732,011.98	138,326,428.87	51%	
Revenue Collections		273,410,000.00	235,787,113.40	175,947,100.27	0.00	0.00	411,734,213.67	411,729,796.76		411,729,796.76	138,324,213.67	51%	
Cash Receipts		273,410,000.00	235,787,113.40	175,947,100.27	0.00	0.00	411,734,213.67	411,729,796.76		411,729,796.76	138,324,213.67	51%	
Non-Tax		273,410,000.00	235,787,113.40	175,947,100.27	0.00	0.00	411,734,213.67	411,729,796.76		411,729,796.76	138,324,213.67	51%	
Registration Fees	4020102000	7,622,000.00	1,530,250.00	922,300.00			2,452,550.00	2,451,050.00		2,451,050.00	(5,169,450.00)	-68%	
Other Verification and Authentication Fees	4020111099	263,560,000.00	233,838,977.76	165,916,198.94			399,755,176.70	399,752,776.70		399,752,776.70	136,195,176.70	52%	
Income from Printing and Publication	4020215000	146,000.00		100.00			100.00	100.00		100.00	(145,900.00)	-100%	
Sale of Accountable Forms	4020216005						0.00			0.00	-	#DIV/0!	
Interest Income - Others	4020221099	29,000.00	964.80	1,542.82			2,527.62	2,010.71		2,010.71	(26,472.38)	-91%	
Fines and Penalties - Business Income	4020223000	397,000.00	18,544.76	6,201,299.98			6,219,844.74	6,219,844.74		6,219,844.74	5,822,844.74	0%	
Other Business Income	4020299099	1,648,000.00	359,792.63	2,822,285.57			3,182,078.20	3,182,078.20		3,182,078.20	1,534,078.20	93%	
Gain on Sale of Property, Plant and Equipment	4050104000	8,000.00					0.00			0.00	(8,000.00)	-100%	
Other Gains	4050199000						0.00			0.00	-	0%	
Sale of Unserviceable Property	4060102000						0.00			0.00	-	0%	
Proceeds from Insurance/Indemnities	4060901000						0.00			0.00	-	0%	
Miscellaneous Income	4060999000		38,583.45	83,372.96			121,936.41	121,936.41		121,936.41	121,936.41	0%	
Non-Revenue Collections/Other Receipts		0.00	780.86	1,434.34	0.00	0.00	2,215.20	2,215.20		2,215.20	2,215.20	0%	
Cash Receipts		0.00	780.86	1,434.34	0.00	0.00	2,215.20	2,215.20		2,215.20	2,215.20	0%	
Others		0.00	780.86	1,434.34	0.00	0.00	2,215.20	2,215.20		2,215.20	2,215.20	0%	
Due from Officers and Employees	1030502000			1,434.34			1,434.34	1,434.34		1,434.34	1,434.34	0%	
Government Equity	3010101000		780.86				780.86	780.86		780.86	780.86	0%	
<b>TOTAL</b>		<b>273,410,000.00</b>	<b>235,787,894.26</b>	<b>175,948,534.61</b>	<b>0.00</b>	<b>0.00</b>	<b>411,736,428.87</b>	<b>411,732,011.98</b>		<b>411,732,011.98</b>	<b>138,326,428.87</b>	<b>51%</b>	

Certified Correct:

*Maria Celeste D.L. Balanza*  
**MARIA CELESTE D.L. BALANZA**  
 Officer-in-Charge  
 Accounting Division

Approved by:

*Dwina Gracia L. Del Prado*  
**DWINA GRACIA L. DEL PRADO**  
 Assistant National Statistician  
 Economic Sector Statistics Service  
*Claire Dennis S. Mapa, Ph.D.*  
**CLAIRE DENNIS S. MAPA, PH. D.**  
 Undersecretary  
 National Statistician and Civil Registrar General