



In following-up, pls. cite DMS ref #  
**2023-BA-0134691-E**

REPUBLIC OF THE PHILIPPINES  
**DEPARTMENT OF BUDGET AND MANAGEMENT**  
GENERAL SOLANO STREET, SAN MIGUEL, MANILA

**ACKNOWLEDGEMENT RECEIPT**

The **DEPARTMENT OF BUDGET AND MANAGEMENT** hereby acknowledges the receipt of your letter/request which has been uploaded to the DBM-Document Management System and routed to the appropriate office/s with the following information:

Sender: adcentraloffice2021@gmail.com - EMAIL  
Document Title: PSA-FAR No. 4 and FAR No. 5 for the month of September 2023  
Document Reference No: 2023-BA-0134691-E  
Date and Time Uploaded: Tuesday, October 10, 2023 4:15:41 PM  
Uploaded By: CRD RECEIVING GLENN  
Routed To: BMB-A Christine P. Santos  
cc:  
Total no. of pages received: 1 copy And 11 pages

The determination of the completeness of the documentary requirements submitted, if any, is subject to the evaluation of the technical person in charge.

This receipt is system generated and does not require signature.

Received by:



QUARTERLY REPORT OF REVENUE AND OTHER RECEIPTS  
As at the Quarter Ending September 30, 2023



Department: National Economic and Development Authority (NEDA)  
Agency: Philippine Statistics Authority  
Operating Unit: Central Office  
Organization Code (UACS): 240080100000

Fund Cluster: 01 - Regular Agency Fund

Classification/Sources of Revenue and Other Receipts	UACS CODE	REVENUE TARGET (Annual) per BESF	Actual Revenue and Other Receipts Collections				Total	Cumulative Remittance/Deposits to Date			Variance		Remarks
			1st Quarter Ending March 31	2nd Quarter Ending June 30	3rd Quarter Ending Sept. 30	4th Quarter Ending Dec. 31		Remittance to BTR	Deposited with AGDB	Total	Amount	%	
			4	5	6	7	8=(4+5+6+7)	9	10	11=(9+10)	12=(8-3)	13=(12/3)	14
Reg. Agency Fund		1,774,844,000.00	263,848,986.73	476,896,948.90	295,091,050.13	0.00	1,035,836,985.76	1,035,836,985.76	0.00	1,035,836,985.76	(739,007,014.24)	-42%	
Revenue Collections		1,774,844,000.00	263,848,986.73	476,896,948.90	295,091,050.13	0.00	1,035,836,985.76	1,035,836,985.76	0.00	1,035,836,985.76	(739,007,014.24)	-42%	
Cash Receipts		1,774,844,000.00	263,848,986.73	476,896,948.90	295,091,050.13	0.00	1,035,836,985.76	1,035,836,985.76	0.00	1,035,836,985.76	(739,007,014.24)	-42%	
Non-Tax		1,774,844,000.00	263,848,986.73	476,896,948.90	295,091,050.13	0.00	1,035,836,985.76	1,035,836,985.76	0.00	1,035,836,985.76	(739,007,014.24)	-42%	
Registration Fees	4020102000	3,536,000.00	3,300.00	3,800.00	2,800.00	0.00	9,900.00	9,900.00	0.00	9,900.00	(3,526,100.00)	-100%	
Other Verification and Authentication Fees	4020111099	1,767,779,000.00	257,987,661.42	468,560,050.50	294,967,363.73	0.00	1,021,515,075.65	1,021,515,075.65	0.00	1,021,515,075.65	(746,263,924.35)	-42%	
Income from Printing and Publication	4020215000	2,000.00	0.00	0.00	0.00	0.00	0.00	0.00	0.00	0.00	(2,000.00)	-100%	
Interest Income - Others	4020221099	10,000.00	0.00	0.00	0.00	0.00	0.00	0.00	0.00	0.00	(10,000.00)	-100%	
Fines and Penalties - Business Income	4020223000	564,000.00	930,733.90	121,935.06	0.00	0.00	1,052,668.96	1,052,668.96	0.00	1,052,668.96	488,668.96	87%	
Other Business Income	4020239099	2,901,000.00	4,927,291.41	8,211,163.34	120,886.40	0.00	13,259,341.15	13,259,341.15	0.00	13,259,341.15	10,358,341.15	357%	
Gain on Sale of Property, Plant and Equipment	4050104000	52,000.00	0.00	0.00	0.00	0.00	0.00	0.00	0.00	0.00	(52,000.00)	-100%	
<b>TOTAL</b>		<b>1,774,844,000.00</b>	<b>263,848,986.73</b>	<b>476,896,948.90</b>	<b>295,091,050.13</b>	<b>0.00</b>	<b>1,035,836,985.76</b>	<b>1,035,836,985.76</b>	<b>0.00</b>	<b>1,035,836,985.76</b>	<b>(739,007,014.24)</b>	<b>-42%</b>	

Certified Correct:

Recommending Approval:

Approved by:


*ELIZABETH B. ONAG*  
Chief Accountant  
Accounting Division

*SOCRATES L. RAMORES*  
Assistant National Statistician  
Finance and Administrative Service

*CLAIRE DENNIS S. MAPA, PhD*  
Undersecretary  
National Statistician and Civil Registrar General



QUARTERLY REPORT OF REVENUE AND OTHER RECEIPTS  
As at the Quarter Ending September 30, 2023



Department: National Economic and Development Authority (NEDA)  
Agency: Philippine Statistics Authority  
Operating Unit: Central Office  
Organization Code (UACS): 240080100000

Fund Cluster: 07 - Trust Receipts

Classification/Sources of Revenue and Other Receipts	UACS CODE	REVENUE TARGET (Annual) per BESF	Actual Revenue and Other Receipts Collections							Cumulative Remittance/Deposits to Date			Variance		Remarks
			1st Quarter Ending March 31	2nd Quarter Ending June 30	3rd Quarter Ending Sept. 30	4th Quarter Ending Dec. 31	Total 8=(4+5+6+7)	Remittance to BTr 9	Deposited with AGDB 10	Total 11=(9+10)	Amount 12=(8-3)	% 13=(12/3)			
Trust Receipts	2		22,710,010.20	15,705,854.66	19,660,765.06	0.00	58,076,629.92		58,076,629.92	58,076,629.92	58,076,629.92	0%			
Non-Revenue Collections/Other Receipts			22,710,010.20	15,705,854.66	19,660,765.06	0.00	58,076,629.92		58,076,629.92	58,076,629.92	58,076,629.92	0%			
Cash Receipts			22,710,010.20	15,705,854.66	19,660,765.06	0.00	58,076,629.92		58,076,629.92	58,076,629.92	58,076,629.92	0%			
Others			22,710,010.20	15,705,854.66	19,660,765.06	0.00	58,076,629.92		58,076,629.92	58,076,629.92	58,076,629.92	0%			
Trust Liabilities	2040101000		22,710,010.20	15,705,854.66	19,660,765.06		58,076,629.92		58,076,629.92	58,076,629.92	58,076,629.92	0%			
TOTAL			22,710,010.20	15,705,854.66	19,660,765.06	0.00	58,076,629.92		58,076,629.92	58,076,629.92	58,076,629.92	0%	14		


Certified Correct:

Recommending Approval:

Approved by:

  
ELIZABETH B. ONAG  
Chief Accountant  
Accounting Division

  
SOCRATES L. RAMORES  
Assistant National Statistician  
Finance and Administrative Service

  
CLAIRE DENNIS S. MAPA, PhD  
Undersecretary  
National Statistician and Civil Registrar General



QUARTERLY REPORT OF REVENUE AND OTHER RECEIPTS  
As at the Quarter Ending September 30, 2023

Department: National Economic and Development Authority (NEDA)  
Agency: Philippine Statistics Authority  
Operating Unit: All  
Organization Code (UACSI): 240080000000  
Fund Cluster: 01 - Regular Agency Fund

Classification/Sources of Revenue and Other Receipts	UACS CODE	REVENUE TARGET (Annual) per BESF	Actual Revenue and Other Receipts Collections							Cumulative Remittance/Deposits to Date				Remarks
			1st Quarter Ending March 31	2nd Quarter Ending June 30	3rd Quarter Ending Sept. 30	4th Quarter Ending Dec. 31	Total	Remittance to BIR	Deposited with AGDB	Total	Total	%		
1	2	3	4	5	6	7	8=(4+5+6+7)	9	10	11=(9+10)	12=(8-3)	13=(12/3)	14	
Regular Agency Fund		1,781,642,072.00	265,924,120.66	478,901,660.06	297,729,377.03	0.00	1,042,555,177.75	1,042,565,726.39	0.00	1,042,565,726.39	(739,086,894.25)	-41%		
Revenue Collections		1,781,642,072.00	265,840,684.66	478,821,566.06	297,685,371.87	0.00	1,042,347,622.59	1,042,358,171.23	0.00	1,042,358,171.23	(739,294,449.41)	-41%		
Cash Receipts		1,781,642,072.00	265,840,684.66	478,821,566.06	297,685,371.87	0.00	1,042,347,622.59	1,042,358,171.23	0.00	1,042,358,171.23	(739,294,449.41)	-41%		
Non-Tax		1,781,642,072.00	265,840,684.66	478,821,566.06	297,685,371.87	0.00	1,042,347,622.59	1,042,358,171.23	0.00	1,042,358,171.23	(739,294,449.41)	-41%		
Registration Fees	4020102000	9,099,955.00	1,428,100.00	741,300.00	520,500.00	0.00	2,689,900.00	2,696,900.00	0.00	2,696,900.00	(6,410,055.00)	-70%		
Other Verification and Authentication Fees	4020111099	1,766,529,000.00	258,028,221.42	468,597,310.50	295,000,723.73	0.00	1,021,624,255.65	1,021,624,755.65	0.00	1,021,624,755.65	(746,902,744.35)	-42%		
Other Service Income	4020199099	0.00	0.00	0.00	100.00	0.00	100.00	100.00	0.00	100.00	100.00	0%		
Fines and Penalties - Service Income	4020114000	0.00	0.00	681,845.08	223,596.42	0.00	905,441.50	905,441.50	0.00	905,441.50	905,441.50	0%		
Income from Printing and Publication	4020215000	70,070.00	32,850.00	0.00	16,500.00	0.00	49,350.00	49,350.00	0.00	49,350.00	(20,720.00)	-30%		
Interest Income - Others	4020221099	28,500.00	0.00	643.94	1,369.99	0.00	2,013.93	2,013.93	0.00	2,013.93	(26,486.07)	-93%		
Fines and Penalties - Business Income	4020223000	596,000.00	957,036.04	243,880.94	1,369,570.98	0.00	2,570,487.96	2,568,807.12	0.00	2,568,807.12	1,974,487.96	0%		
Other Business Income	4020299099	3,248,547.00	5,140,027.60	8,339,000.52	341,792.73	0.00	13,820,820.85	13,820,820.85	0.00	13,820,820.85	10,572,273.85	325%		
Gain on Sale of Property, Plant and Equipment	4050104000	70,000.00	5,352.64	0.00	7,825.00	0.00	13,177.64	13,177.64	0.00	13,177.64	(56,822.36)	-81%		
Other Gains	4050199000	0.00	4,500.00	0.00	0.00	0.00	4,500.00	4,500.00	0.00	4,500.00	4,500.00	0%		
Miscellaneous Income	4060999000	0.00	244,596.96	217,585.08	203,393.02	0.00	665,575.06	672,304.54	0.00	672,304.54	665,575.06	0%		
Non-Revenue Collections/Other Receipts		0.00	83,436.00	80,114.00	44,005.16	0.00	207,555.16	207,555.16	0.00	207,555.16	207,555.16	0%		
Cash Receipts		0.00	83,436.00	80,114.00	44,005.16	0.00	207,555.16	207,555.16	0.00	207,555.16	207,555.16	0%		
Non-Tax		0.00	13,800.00	0.00	0.00	0.00	13,800.00	13,800.00	0.00	13,800.00	13,800.00	0%		
Others	4020221099	0.00	13,800.00	0.00	0.00	0.00	13,800.00	13,800.00	0.00	13,800.00	13,800.00	0%		
Others		0.00	69,636.00	80,114.00	44,005.16	0.00	193,755.16	193,755.16	0.00	193,755.16	193,755.16	0%		
Due from Officers and Employees	1030502000	0.00	11,832.00	8,130.00	5,986.16	0.00	25,948.16	25,948.16	0.00	25,948.16	25,948.16	0%		
Accountable Forms, Plates and Stickers Inventory	1040402000	0.00	43,615.00	66,984.00	32,019.00	0.00	142,618.00	142,618.00	0.00	142,618.00	142,618.00	0%		
Advances for Operation Expenses	1990101000	0.00	13,800.00	0.00	0.00	0.00	13,800.00	13,800.00	0.00	13,800.00	13,800.00	0%		
Miscellaneous Income	4060999000	0.00	389.00	5,000.00	6,000.00	0.00	11,389.00	11,389.00	0.00	11,389.00	11,389.00	0%		
TOTAL		1,781,642,072.00	265,924,120.66	478,901,660.06	297,729,377.03	0.00	1,042,555,177.75	1,042,565,726.39	0.00	1,042,565,726.39	(739,086,894.25)	-41%		


Certified Correct:

Recommending Approval:

Approved by:

  
**ELIZABETH B. ONAGA**  
Chief Accountant  
Accounting Division

  
**SOCRATES L. RAMORES**  
Assistant National Statistician  
Finance and Administrative Service

  
**CLAIRE DENNIS S. MAPA, PhD**  
Undersecretary  
National Statistician and Civil Registrar General

