



Particulars	Current Year Disbursements					Balances			
	1st Quarter Ending March 31	2nd Quarter Ending June 30	3rd Quarter Ending September 30	4th Quarter Ending December 31	TOTAL	Unreleased Appropriations	Unobligated Allotments	Unpaid Obligations (15-20)=(23+24)	
								Due and Demandable	Not Yet Due and Demandable
PS	0	0	0	0	0	0	0	0	0
MOOE	271,323,539.71	0	0	0	271,323,539.71	0	1,847,879,026.83	31,444,512.00	5,015,739.08
FinEx	0	0	0	0	0	0	0	0	0
CO	8,498,506.50	0	0	0	8,498,506.50	0	81,103,387.00	0	49,336,306.50
Sub-total, I. Agency Specific Budget	279,822,046.21	0	0	0	279,822,046.21	0	1,928,982,413.83	31,444,512.00	54,352,045.58
PS	0	0	0	0	0	0	0	0	0
MOOE	271,323,539.71	0	0	0	271,323,539.71	0	1,847,879,026.83	31,444,512.00	5,015,739.08
FinEx	0	0	0	0	0	0	0	0	0
CO	8,498,506.50	0	0	0	8,498,506.50	0	81,103,387.00	0	49,336,306.50
GRAND TOTAL	279,822,046.21	0	0	0	279,822,046.21	0	1,928,982,413.83	31,444,512.00	54,352,045.58
PS	0	0	0	0	0	0	0	0	0
MOOE	271,323,539.71	0	0	0	271,323,539.71	0	1,847,879,026.83	31,444,512.00	5,015,739.08
FINEX	0	0	0	0	0	0	0	0	0
CO	8,498,506.50	0	0	0	8,498,506.50	0	81,103,387.00	0	49,336,306.50
null	0	0	0	0	0	0	0	0	0


Certified by:


DENISE CARLA C. ESTANDARTE
(Administrative Officer V)
Officer-In-Charge, Budget Division


Certified by:


ELIZABETH B. ONAG
Chief Accountant
Accounting Division

Recommending Approval:


SOCRATES L. RAMORES
Assistant National Statistician
Finance and Administrative Services

Approved by:


CLAIRE DENNIS S. MAPA, Ph.D.
Undersecretary
National Statistician and Civil Registrar General

Particulars	Current Year Disbursements					Balances			
	1st Quarter Ending March 31	2nd Quarter Ending June 30	3rd Quarter Ending September 30	4th Quarter Ending December 31	TOTAL	Unreleased Appropriations	Unobligated Allotments	Unpaid Obligations (15-20)=(23+24)	
	16	17	18	19	20=(16+17+18+19)	21=(5-10)	22=(10-15)	Due and Demandable	Not Yet Due and Demandable
i. Continuing Appropriations	279,822,046.21	0	0	0	279,822,046.21	0	1,928,982,413.83	31,444,512.00	54,352,045.58
i. Agency Specific Budget	279,822,046.21	0	0	0	279,822,046.21	0	1,928,982,413.83	31,444,512.00	54,352,045.58
MOOE	4,310,575.58	0	0	0	4,310,575.58	0	1,410,381.33	1,049,209.48	0
MOOE	0	0	0	0	0	0	70.41	0	0
MOOE	637.5	0	0	0	637.5	0	527.49	0	0
MOOE	1,606,222.18	0	0	0	1,606,222.18	0	44,839,437.37	602,959.79	0
CO	0	0	0	0	0	0	20,197,135.00	0	46,649,285.00
MOOE	68,526.85	0	0	0	68,526.85	0	197,660.14	5,118.00	0
MOOE	2,632.00	0	0	0	2,632.00	0	888	0	0
MOOE	52,627.00	0	0	0	52,627.00	0	482.7	0	0
MOOE	12,854,946.99	0	0	0	12,854,946.99	0	656,480,562.26	661,300.00	4,121,158.90
MOOE	78,377.88	0	0	0	78,377.88	0	6,279,648.23	61,384.78	0
MOOE	82,800.00	0	0	0	82,800.00	0	2,396,505.31	0	0
MOOE	0	0	0	0	0	0	0	0	0
MOOE	0	0	0	0	0	0	596.98	0	0
MOOE	22,627.00	0	0	0	22,627.00	0	60,860,143.87	39,628.00	0
MOOE	194,940.01	0	0	0	194,940.01	0	11,861,341.41	37,184.00	0
MOOE	236,171.51	0	0	0	236,171.51	0	2,689,020.29	0	0
MOOE	29,978.00	0	0	0	29,978.00	0	1,137,974.91	6,723,662.75	0
MOOE	40,724,839.71	0	0	0	40,724,839.71	0	89,827,421.36	53,318.00	644,720.13
CO	0	0	0	0	0	0	22,430,000.00	0	150,000.00
MOOE	173,400.00	0	0	0	173,400.00	0	16,453.00	0	0
MOOE	22,417.78	0	0	0	22,417.78	0	21,980.01	15,740.00	0
MOOE	238	0	0	0	238	0	141.34	0	0
MOOE	0	0	0	0	0	0	270,678.39	1,760.00	0
MOOE	278,708.68	0	0	0	278,708.68	0	549.44	23,454.00	0
MOOE	0	0	0	0	0	0	581.3	0	0
MOOE	22,210.22	0	0	0	22,210.22	0	46,789.78	0	0
MOOE	0	0	0	0	0	0	55,000,000.00	0	0
MOOE	210,560,662.82	0	0	0	210,560,662.82	0	914,539,191.51	22,169,793.20	249,860.05
CO	8,498,506.50	0	0	0	8,498,506.50	0	38,476,252.00	0	2,538,041.50
Sub-total	279,822,046.21	0	0	0	279,822,046.21	0	1,928,982,413.83	31,444,512.00	54,352,045.58

e

Particulars	UACS CODE	Appropriations			Allotments					Current Year Obligations				
		Authorized Appropriations	Adjustments (Transfer To/From, Modifications/ Augmentations)	Adjusted Appropriations	Allotments Received	Adjustments (Reductions, Modifications/ Augmentations)	Transfer To	Transfer From	Adjusted Total Allotments	1st Quarter Ending March 31	2nd Quarter Ending June 30	3rd Quarter Ending September 30	4th Quarter Ending December 31	TOTAL
PS		0	0	0	0	0	0	0	0	0	0	0	0	0
MOOE		2,155,662,817.62	0	2,155,662,817.62	2,155,662,817.62	0	-356,487,181.59	356,487,181.59	2,155,662,817.62	307,783,790.79	0	0	0	307,783,790.79
FinEx		0	0	0	0	0	0	0	0	0	0	0	0	0
CO		138,938,200.00	0	138,938,200.00	138,938,200.00	0	0	0	138,938,200.00	57,834,813.00	0	0	0	57,834,813.00
Sub-total, I. Agency Specific Budget		2,294,601,017.62	0	2,294,601,017.62	2,294,601,017.62	0	-356,487,181.59	356,487,181.59	2,294,601,017.62	365,618,603.79	0	0	0	365,618,603.79
PS		0	0	0	0	0	0	0	0	0	0	0	0	0
MOOE		2,155,662,817.62	0	2,155,662,817.62	2,155,662,817.62	0	-356,487,181.59	356,487,181.59	2,155,662,817.62	307,783,790.79	0	0	0	307,783,790.79
FinEx		0	0	0	0	0	0	0	0	0	0	0	0	0
CO		138,938,200.00	0	138,938,200.00	138,938,200.00	0	0	0	138,938,200.00	57,834,813.00	0	0	0	57,834,813.00
GRAND TOTAL		2,294,601,017.62	0	2,294,601,017.62	2,294,601,017.62	0	-356,487,181.59	356,487,181.59	2,294,601,017.62	365,618,603.79	0	0	0	365,618,603.79
PS		0	0	0	0	0	0	0	0	0	0	0	0	0
MOOE		2,155,662,817.62	0	2,155,662,817.62	2,155,662,817.62	0	-356,487,181.59	356,487,181.59	2,155,662,817.62	307,783,790.79	0	0	0	307,783,790.79
FINEX		0	0	0	0	0	0	0	0	0	0	0	0	0
CO		138,938,200.00	0	138,938,200.00	138,938,200.00	0	0	0	138,938,200.00	57,834,813.00	0	0	0	57,834,813.00
null		null	null	null	null	null	null	null	null	0	0	0	0	0

STATEMENT OF APPROPRIATIONS, ALLOTMENTS, OBLIGATIONS, DISBURSEMENTS AND BALANCES

As at the Quarter Ending March 31, 2023

Department : National Economic and Development Authority (NEDA)
 Agency/Entity : Philippine Statistics Authority
 Region : ALL
 Division : ALL
 Operating Unit : ALL
 Organization Code (UACS) : ALL
 Fund Cluster : 01 - Regular Agency Fund

	Current Year Appropriations
	Supplemental Appropriations
X	Continuing Appropriations

(e.g. UACS Fund Cluster: 01-Regular Agency Fund, 02-Foreign Assisted Projects Fund, 03-Special Account-Locally Funded/Domestic Grants Fund, and 04-Special Account-Foreign Assisted/Foreign Grants Fund)

Particulars	UACS CODE	Appropriations			Allotments					Current Year Obligations				
		Authorized Appropriations	Adjustments (Transfer To/From, Modifications/ Augmentations)	Adjusted Appropriations	Allotments Received	Adjustments (Reductions, Modifications/ Augmentations)	Transfer To	Transfer From	Adjusted Total Allotments	1st Quarter Ending March 31	2nd Quarter Ending June 30	3rd Quarter Ending September 30	4th Quarter Ending December 31	TOTAL
1	2	3	4	5=(3+4)	6	7	8	9	10=[(6+(-7))-8+9]	11	12	13	14	15=(11+12+13+14)
I. Continuing Appropriations		2,294,601,017.62	0	2,294,601,017.62	2,294,601,017.62	0	-356,487,181.59	356,487,181.59	2,294,601,017.62	385,618,603.79	0	0	0	385,618,603.79
I. Agency Specific Budget		2,294,601,017.62	0	2,294,601,017.62	2,294,601,017.62	0	-356,487,181.59	356,487,181.59	2,294,601,017.62	385,618,603.79	0	0	0	385,618,603.79
MOOE		6,770,166.39	0	6,770,166.39	6,770,166.39	0	0	0	6,770,166.39	5,359,785.06	0	0	0	5,359,785.06
MOOE		70.41	0	70.41	70.41	0	0	0	70.41	0	0	0	0	0
MOOE		1,164.99	0	1,164.99	1,164.99	0	0	0	1,164.99	637.5	0	0	0	637.5
MOOE		47,048,619.34	0	47,048,619.34	47,048,619.34	0	0	0	47,048,619.34	2,209,181.97	0	0	0	2,209,181.97
CO		66,845,400.00	0	66,845,400.00	66,845,400.00	0	0	0	66,845,400.00	48,648,265.00	0	0	0	48,648,265.00
MOOE		271,304.99	0	271,304.99	271,304.99	0	0	0	271,304.99	73,644.85	0	0	0	73,644.85
MOOE		3,520.00	0	3,520.00	3,520.00	0	0	0	3,520.00	2,632.00	0	0	0	2,632.00
MOOE		53,109.70	0	53,109.70	53,109.70	0	0	0	53,109.70	52,627.00	0	0	0	52,627.00
MOOE		674,117,968.15	0	674,117,968.15	674,117,968.15	0	-72,501,450.00	72,501,450.00	674,117,968.15	17,637,405.89	0	0	0	17,637,405.89
MOOE		6,419,410.89	0	6,419,410.89	6,419,410.89	0	0	0	6,419,410.89	139,762.66	0	0	0	139,762.66
MOOE		2,479,305.31	0	2,479,305.31	2,479,305.31	0	0	0	2,479,305.31	82,800.00	0	0	0	82,800.00
MOOE		0	0	0	0	0	0	0	0	0	0	0	0	0
MOOE		596.98	0	596.98	596.98	0	0	0	596.98	0	0	0	0	0
MOOE		60,922,398.87	0	60,922,398.87	60,922,398.87	0	0	0	60,922,398.87	62,255.00	0	0	0	62,255.00
MOOE		12,093,465.42	0	12,093,465.42	12,093,465.42	0	-519,600.00	519,600.00	12,093,465.42	232,124.01	0	0	0	232,124.01
MOOE		2,925,191.80	0	2,925,191.80	2,925,191.80	0	0	0	2,925,191.80	236,171.51	0	0	0	236,171.51
MOOE		7,891,615.66	0	7,891,615.66	7,891,615.66	0	0	0	7,891,615.66	6,753,640.75	0	0	0	6,753,640.75
MOOE		131,250,299.20	0	131,250,299.20	131,250,299.20	0	-63,743,270.00	63,743,270.00	131,250,299.20	41,422,877.84	0	0	0	41,422,877.84
CO		22,580,000.00	0	22,580,000.00	22,580,000.00	0	0	0	22,580,000.00	150,000.00	0	0	0	150,000.00
MOOE		189,853.00	0	189,853.00	189,853.00	0	0	0	189,853.00	173,400.00	0	0	0	173,400.00
MOOE		60,137.79	0	60,137.79	60,137.79	0	0	0	60,137.79	38,157.78	0	0	0	38,157.78
MOOE		379.34	0	379.34	379.34	0	0	0	379.34	238	0	0	0	238
MOOE		272,438.39	0	272,438.39	272,438.39	0	0	0	272,438.39	1,760.00	0	0	0	1,760.00
MOOE		302,712.12	0	302,712.12	302,712.12	0	0	0	302,712.12	302,162.68	0	0	0	302,162.68
MOOE		581.3	0	581.3	581.3	0	0	0	581.3	0	0	0	0	0
MOOE		69,000.00	0	69,000.00	69,000.00	0	0	0	69,000.00	22,210.22	0	0	0	22,210.22
MOOE		55,000,000.00	0	55,000,000.00	55,000,000.00	0	0	0	55,000,000.00	0	0	0	0	0
MOOE		1,147,519,507.58	0	1,147,519,507.58	1,147,519,507.58	0	-219,722,861.59	219,722,861.59	1,147,519,507.58	232,980,316.07	0	0	0	232,980,316.07
CO		49,512,800.00	0	49,512,800.00	49,512,800.00	0	0	0	49,512,800.00	11,036,548.00	0	0	0	11,036,548.00
Sub-total		2,294,601,017.62	0	2,294,601,017.62	2,294,601,017.62	0	-356,487,181.59	356,487,181.59	2,294,601,017.62	385,618,603.79	0	0	0	385,618,603.79