

STATEMENT OF APPROPRIATIONS, ALLOTMENTS, OBLIGATIONS, DISBURSEMENTS AND BALANCES

As at the Quarter Ending March 31, 2023

Department : National Economic and Development Authority (NEDA)  
 Agency/Entity : Philippine Statistics Authority  
 Operating Unit : Central Office  
 Organization Code (UACS) : 24 008 0100000  
 Fund Cluster : 01 Regular Agency Fund

|   |                             |
|---|-----------------------------|
| X | Current Year Appropriations |
|   | Supplemental Appropriations |
|   | Continuing Appropriations   |

(e.g. UACS Fund Cluster: 01-Regular Agency Fund, 02-Foreign Assisted Projects Fund, 03-Special Account-Locally Funded/Domestic Grants Fund, and 04-Special Account-Foreign Assisted/Foreign Grants Fund)

| Particulars  | UACS CODE        | Appropriations            |  |                         | Allotments          |  |                 | Current Year Obligations |                           |                             |                            |                                 |                                |                          |
|--|------------------|---------------------------|--|-------------------------|---------------------|--|-----------------|--------------------------|---------------------------|-----------------------------|----------------------------|---------------------------------|--------------------------------|--------------------------|
|  |                  | Authorized Appropriations | Adjustments (Transfer To/From, Modifications/ Augmentations) | Adjusted Appropriations | Allotments Received | Adjustments (Reductions, Modifications/ Augmentations) | Transfer To     | Transfer From            | Adjusted Total Allotments | 1st Quarter Ending March 31 | 2nd Quarter Ending June 30 | 3rd Quarter Ending September 30 | 4th Quarter Ending December 31 | TOTAL                    |
| 1  | 2                | 3                         | 4  | 5=(3+4)                 | 6                   | 7  | 8               | 9                        | 10=[(8)-(7)+8]            | 11                          | 12                         | 13                              | 14                             | 15=[(11)+(12)+(13)+(14)] |
| I. Agency Specific Budget  |                  | 8,121,242,000.00          | -685,356,381.49  | 7,435,885,618.51        | 8,121,242,000.00    | 0  | -685,356,381.49 | 0                        | 7,435,885,618.51          | 1,066,882,785.94            | 0                          | 0                               | 0                              | 1,066,882,785.94         |
| General Administration and Support   | 1000000000000000 | 376,041,000.00            | -397,439.00  | 375,643,561.00          | 376,041,000.00      | 0  | -397,439.00     | 0                        | 375,643,561.00            | 113,553,292.61              | 0                          | 0                               | 0                              | 113,553,292.61           |
| General management and supervision   | 100000100001000  | 359,878,000.00            | -397,439.00  | 359,581,561.00          | 359,979,000.00      | 0  | -397,439.00     | 0                        | 359,581,561.00            | 104,563,901.58              | 0                          | 0                               | 0                              | 104,563,901.58           |
| PS   |                  | 121,046,000.00            | 0  | 121,046,000.00          | 121,046,000.00      | 0  | 0               | 0                        | 121,046,000.00            | 43,786,025.30               | 0                          | 0                               | 0                              | 43,786,025.30            |
| MOOE   |                  | 238,933,000.00            | -397,439.00  | 238,535,561.00          | 238,933,000.00      | 0  | -397,439.00     | 0                        | 238,535,561.00            | 60,777,876.28               | 0                          | 0                               | 0                              | 60,777,876.28            |
| Administration of Personnel Benefits   | 100000100002000  | 16,062,000.00             | 0  | 16,062,000.00           | 16,062,000.00       | 0  | 0               | 0                        | 16,062,000.00             | 8,989,391.03                | 0                          | 0                               | 0                              | 8,989,391.03             |
| PS   |                  | 16,062,000.00             | 0  | 16,062,000.00           | 16,062,000.00       | 0  | 0               | 0                        | 16,062,000.00             | 8,989,391.03                | 0                          | 0                               | 0                              | 8,989,391.03             |
| Sub-Total, General Administration and Support  |                  | 376,041,000.00            | -397,439.00  | 375,643,561.00          | 376,041,000.00      | 0  | -397,439.00     | 0                        | 375,643,561.00            | 113,553,292.61              | 0                          | 0                               | 0                              | 113,553,292.61           |
| PS   |                  | 137,108,000.00            | 0  | 137,108,000.00          | 137,108,000.00      | 0  | 0               | 0                        | 137,108,000.00            | 52,775,416.33               | 0                          | 0                               | 0                              | 52,775,416.33            |
| MOOE   |                  | 238,933,000.00            | -397,439.00  | 238,535,561.00          | 238,933,000.00      | 0  | -397,439.00     | 0                        | 238,535,561.00            | 60,777,876.28               | 0                          | 0                               | 0                              | 60,777,876.28            |
| FinEx (if Applicable)  |                  | 0                         | 0  | 0                       | 0                   | 0  | 0               | 0                        | 0                         | 0                           | 0                          | 0                               | 0                              | 0                        |
| CO   |                  | 0                         | 0  | 0                       | 0                   | 0  | 0               | 0                        | 0                         | 0                           | 0                          | 0                               | 0                              | 0                        |
| Support to Operations  | 2000000000000000 | 991,256,000.00            | 0  | 991,256,000.00          | 991,256,000.00      | 0  | 0               | 0                        | 991,256,000.00            | 609,636,070.21              | 0                          | 0                               | 0                              | 609,636,070.21           |
| Provision of Management and Corporate Planning and Legal Services  | 200000100001000  | 39,199,000.00             | 0  | 39,199,000.00           | 39,199,000.00       | 0  | 0               | 0                        | 39,199,000.00             | 10,252,852.02               | 0                          | 0                               | 0                              | 10,252,852.02            |
| PS   |                  | 15,590,000.00             | 0  | 15,590,000.00           | 15,590,000.00       | 0  | 0               | 0                        | 15,590,000.00             | 3,714,568.05                | 0                          | 0                               | 0                              | 3,714,568.05             |
| MOOE   |                  | 23,609,000.00             | 0  | 23,609,000.00           | 23,609,000.00       | 0  | 0               | 0                        | 23,609,000.00             | 6,538,283.97                | 0                          | 0                               | 0                              | 6,538,283.97             |
| Coordination and Formulation of Policies on International Cooperation in Statistics and Civil Registration | 200000100002000  | 7,632,000.00              | 0  | 7,632,000.00            | 7,632,000.00        | 0  | 0               | 0                        | 7,632,000.00              | 2,531,730.37                | 0                          | 0                               | 0                              | 2,531,730.37             |
| PS   |                  | 5,621,000.00              | 0  | 5,621,000.00            | 5,621,000.00        | 0  | 0               | 0                        | 5,621,000.00              | 1,284,476.76                | 0                          | 0                               | 0                              | 1,284,476.76             |
| MOOE   |                  | 2,111,000.00              | 0  | 2,111,000.00            | 2,111,000.00        | 0  | 0               | 0                        | 2,111,000.00              | 1,247,253.61                | 0                          | 0                               | 0                              | 1,247,253.61             |
| Development and Maintenance of Information Systems and Databases   | 200000100003000  | 100,892,000.00            | 0  | 100,892,000.00          | 100,892,000.00      | 0  | 0               | 0                        | 100,892,000.00            | 22,326,308.65               | 0                          | 0                               | 0                              | 22,326,308.65            |
| PS   |                  | 43,886,000.00             | 0  | 43,886,000.00           | 43,886,000.00       | 0  | 0               | 0                        | 43,886,000.00             | 10,656,813.77               | 0                          | 0                               | 0                              | 10,656,813.77            |
| MOOE   |                  | 56,906,000.00             | 0  | 56,906,000.00           | 56,906,000.00       | 0  | 0               | 0                        | 56,906,000.00             | 11,669,494.88               | 0                          | 0                               | 0                              | 11,669,494.88            |
| Coordination in the Development of Statistical Methodologies and Survey Designs                            | 200000100004000  | 10,183,000.00             | 0  | 10,183,000.00           | 10,183,000.00       | 0  | 0               | 0                        | 10,183,000.00             | 2,286,992.79                | 0                          | 0                               | 0                              | 2,286,992.79             |
| PS   |                  | 5,076,000.00              | 0  | 5,076,000.00            | 5,076,000.00        | 0  | 0               | 0                        | 5,076,000.00              | 1,059,144.20                | 0                          | 0                               | 0                              | 1,059,144.20             |
| MOOE   |                  | 5,107,000.00              | 0  | 5,107,000.00            | 5,107,000.00        | 0  | 0               | 0                        | 5,107,000.00              | 1,227,848.59                | 0                          | 0                               | 0                              | 1,227,848.59             |
| Project(s)   |                  | 833,350,000.00            | 0  | 833,350,000.00          | 833,350,000.00      | 0  | 0               | 0                        | 833,350,000.00            | 572,238,186.38              | 0                          | 0                               | 0                              | 572,238,186.38           |
| Locally-Funded Project(s)  |                  | 833,350,000.00            | 0  | 833,350,000.00          | 833,350,000.00      | 0  | 0               | 0                        | 833,350,000.00            | 572,238,186.38              | 0                          | 0                               | 0                              | 572,238,186.38           |
| Construction of PSA Building   | 200000200001000  | 833,350,000.00            | 0  | 833,350,000.00          | 833,350,000.00      | 0  | 0               | 0                        | 833,350,000.00            | 572,238,186.38              | 0                          | 0                               | 0                              | 572,238,186.38           |
| CO   |                  | 833,350,000.00            | 0  | 833,350,000.00          | 833,350,000.00      | 0  | 0               | 0                        | 833,350,000.00            | 572,238,186.38              | 0                          | 0                               | 0                              | 572,238,186.38           |
| Sub-Total, Support to Operations   |                  | 991,256,000.00            | 0  | 991,256,000.00          | 991,256,000.00      | 0  | 0               | 0                        | 991,256,000.00            | 609,636,070.21              | 0                          | 0                               | 0                              | 609,636,070.21           |
| PS   |                  | 70,173,000.00             | 0  | 70,173,000.00           | 70,173,000.00       | 0  | 0               | 0                        | 70,173,000.00             | 16,715,002.78               | 0                          | 0                               | 0                              | 16,715,002.78            |
| MOOE   |                  | 87,733,000.00             | 0  | 87,733,000.00           | 87,733,000.00       | 0  | 0               | 0                        | 87,733,000.00             | 20,682,881.05               | 0                          | 0                               | 0                              | 20,682,881.05            |
| FinEx (if Applicable)  |                  | 0                         | 0  | 0                       | 0                   | 0  | 0               | 0                        | 0                         | 0                           | 0                          | 0                               | 0                              | 0                        |
| CO   |                  | 833,350,000.00            | 0  | 833,350,000.00          | 833,350,000.00      | 0  | 0               | 0                        | 833,350,000.00            | 572,238,186.38              | 0                          | 0                               | 0                              | 572,238,186.38           |
| Operations   | 3000000000000000 | 6,753,945,000.00          | -684,958,942.49  | 6,068,986,057.51        | 6,753,945,000.00    | 0  | -684,958,942.49 | 0                        | 6,068,986,057.51          | 343,693,403.12              | 0                          | 0                               | 0                              | 343,693,403.12           |
| OO : Relevant and accessible statistics provided for evidence-based decision making                        |                  | 4,455,480,000.00          | -182,782,489.71  | 4,272,697,510.29        | 4,455,480,000.00    | 0  | -182,782,489.71 | 0                        | 4,272,697,510.29          | 120,789,659.49              | 0                          | 0                               | 0                              | 120,789,659.49           |
| NATIONAL STATISTICS DEVELOPMENT PROGRAM  |                  | 4,264,412,000.00          | -152,321,513.80  | 4,112,090,486.20        | 4,264,412,000.00    | 0  | -152,321,513.80 | 0                        | 4,112,090,486.20          | 90,623,531.81               | 0                          | 0                               | 0                              | 90,623,531.81            |
| Conduct of Censuses and Surveys on the Agriculture, Fisheries, Industry and Services Sectors               | 310100100001000  | 364,881,000.00            | -7,839,970.80  | 357,041,029.20          | 364,881,000.00      | 0  | -7,839,970.80   | 0                        | 357,041,029.20            | 38,080,020.82               | 0                          | 0                               | 0                              | 38,080,020.82            |
| PS   |                  | 119,072,000.00            | 0  | 119,072,000.00          | 119,072,000.00      | 0  | 0               | 0                        | 119,072,000.00            | 19,892,896.83               | 0                          | 0                               | 0                              | 19,892,896.83            |
| MOOE   |                  | 245,809,000.00            | -7,839,970.80  | 237,969,029.20          | 245,809,000.00      | 0  | -7,839,970.80   | 0                        | 237,969,029.20            | 18,187,123.99               | 0                          | 0                               | 0                              | 18,187,123.99            |
| Conduct of Household-based Censuses and Surveys  | 310100100002000  | 107,252,000.00            | -9,078,572.00  | 98,173,428.00           | 107,252,000.00      | 0  | -9,078,572.00   | 0                        | 98,173,428.00             | 22,153,735.16               | 0                          | 0                               | 0                              | 22,153,735.16            |
| PS   |                  | 34,206,000.00             | 0  | 34,206,000.00           | 34,206,000.00       | 0  | 0               | 0                        | 34,206,000.00             | 12,980,137.41               | 0                          | 0                               | 0                              | 12,980,137.41            |
| MOOE   |                  | 73,046,000.00             | -9,078,572.00  | 63,967,428.00           | 73,046,000.00       | 0  | -9,078,572.00   | 0                        | 63,967,428.00             | 9,173,597.75                | 0                          | 0                               | 0                              | 9,173,597.75             |

| Particulars  | UACS CODE       | Appropriations            |   |                         | Allotments          |   |                 |               |                           | Current Year Obligations    |                            |                                 |                                |                |
|--|-----------------|---------------------------|---|-------------------------|---------------------|---|-----------------|---------------|---------------------------|-----------------------------|----------------------------|---------------------------------|--------------------------------|----------------|
|  |                 | Authorized Appropriations | Adjustments (Transfer To/From, Modifications/Augmentations) | Adjusted Appropriations | Allotments Received | Adjustments (Reductions, Modifications/Augmentations) | Transfer To     | Transfer From | Adjusted Total Allotments | 1st Quarter Ending March 31 | 2nd Quarter Ending June 30 | 3rd Quarter Ending September 30 | 4th Quarter Ending December 31 | TOTAL          |
| Generation/Compilation of administrative-based statistics and derived indicators   | 310100100003000 | 1,914,000.00              | 0   | 1,914,000.00            | 1,914,000.00        | 0   | 0               | 0             | 1,914,000.00              | 31,201.00                   | 0                          | 0                               | 0                              | 31,201.00      |
| MOOE   |                 | 1,914,000.00              | 0   | 1,914,000.00            | 1,914,000.00        | 0   | 0               | 0             | 1,914,000.00              | 31,201.00                   | 0                          | 0                               | 0                              | 31,201.00      |
| Project(s)   |                 | 3,790,365,000.00          | -135,402,971.00   | 3,654,962,029.00        | 3,790,365,000.00    | 0   | -135,402,971.00 | 0             | 3,654,962,029.00          | 30,358,574.83               | 0                          | 0                               | 0                              | 30,358,574.83  |
| Locally-Funded Project(s)  |                 | 3,790,365,000.00          | -135,402,971.00   | 3,654,962,029.00        | 3,790,365,000.00    | 0   | -135,402,971.00 | 0             | 3,654,962,029.00          | 30,358,574.83               | 0                          | 0                               | 0                              | 30,358,574.83  |
| Census of Agriculture and Fisheries  | 310100200002000 | 1,981,220,000.00          | 0   | 1,981,220,000.00        | 1,981,220,000.00    | 0   | 0               | 0             | 1,981,220,000.00          | 1,885,528.66                | 0                          | 0                               | 0                              | 1,885,528.66   |
| MOOE   |                 | 1,981,220,000.00          | 0   | 1,981,220,000.00        | 1,981,220,000.00    | 0   | 0               | 0             | 1,981,220,000.00          | 1,885,528.66                | 0                          | 0                               | 0                              | 1,885,528.66   |
| Census of Philippine Business and Industry   | 310100200004000 | 199,080,000.00            | 0   | 199,080,000.00          | 199,080,000.00      | 0   | 0               | 0             | 199,080,000.00            | 2,551,051.62                | 0                          | 0                               | 0                              | 2,551,051.62   |
| MOOE   |                 | 199,080,000.00            | 0   | 199,080,000.00          | 199,080,000.00      | 0   | 0               | 0             | 199,080,000.00            | 2,551,051.62                | 0                          | 0                               | 0                              | 2,551,051.62   |
| Annual Survey of Philippine Business and Industry  | 310100200005000 | 96,042,000.00             | 0   | 96,042,000.00           | 96,042,000.00       | 0   | 0               | 0             | 96,042,000.00             | 10,182,450.76               | 0                          | 0                               | 0                              | 10,182,450.76  |
| MOOE   |                 | 96,042,000.00             | 0   | 96,042,000.00           | 96,042,000.00       | 0   | 0               | 0             | 96,042,000.00             | 10,182,450.76               | 0                          | 0                               | 0                              | 10,182,450.76  |
| Annual Poverty Indicators Survey   | 310100200006000 | 405,000.00                | 0   | 405,000.00              | 405,000.00          | 0   | 0               | 0             | 405,000.00                | 0                           | 0                          | 0                               | 0                              | 0              |
| MOOE   |                 | 405,000.00                | 0   | 405,000.00              | 405,000.00          | 0   | 0               | 0             | 405,000.00                | 0                           | 0                          | 0                               | 0                              | 0              |
| Establishment of Philippine Economic - Environmental and Natural Resources Accounts (PEENRA) unit towards the completion of Green GDP of the Philippines | 310100200011000 | 5,163,000.00              | -4,339,820.00   | 823,180.00              | 5,163,000.00        | 0   | -4,339,820.00   | 0             | 823,180.00                | 315,432.90                  | 0                          | 0                               | 0                              | 315,432.90     |
| MOOE   |                 | 5,163,000.00              | -4,339,820.00   | 823,180.00              | 5,163,000.00        | 0   | -4,339,820.00   | 0             | 823,180.00                | 315,432.90                  | 0                          | 0                               | 0                              | 315,432.90     |
| Annual Survey of Information and Communication Technology  | 310100200012000 | 1,493,000.00              | 0   | 1,493,000.00            | 1,493,000.00        | 0   | 0               | 0             | 1,493,000.00              | 0                           | 0                          | 0                               | 0                              | 0              |
| MOOE   |                 | 1,493,000.00              | 0   | 1,493,000.00            | 1,493,000.00        | 0   | 0               | 0             | 1,493,000.00              | 0                           | 0                          | 0                               | 0                              | 0              |
| Family Income and Expenditures Survey  | 310100200013000 | 250,446,000.00            | -880,225.00   | 249,565,775.00          | 250,446,000.00      | 0   | -880,225.00     | 0             | 249,565,775.00            | 115,997.00                  | 0                          | 0                               | 0                              | 115,997.00     |
| MOOE   |                 | 250,446,000.00            | -880,225.00   | 249,565,775.00          | 250,446,000.00      | 0   | -880,225.00     | 0             | 249,565,775.00            | 115,997.00                  | 0                          | 0                               | 0                              | 115,997.00     |
| National Demographic Health Survey   | 310100200014000 | 4,080,000.00              | 0   | 4,080,000.00            | 4,080,000.00        | 0   | 0               | 0             | 4,080,000.00              | 1,279,100.00                | 0                          | 0                               | 0                              | 1,279,100.00   |
| MOOE   |                 | 4,080,000.00              | 0   | 4,080,000.00            | 4,080,000.00        | 0   | 0               | 0             | 4,080,000.00              | 1,279,100.00                | 0                          | 0                               | 0                              | 1,279,100.00   |
| Census of Population and Housing   | 310100200015000 | 28,868,000.00             | -360,375.00   | 28,507,625.00           | 28,868,000.00       | 0   | -360,375.00     | 0             | 28,507,625.00             | 5,747,472.02                | 0                          | 0                               | 0                              | 5,747,472.02   |
| MOOE   |                 | 28,868,000.00             | -360,375.00   | 28,507,625.00           | 28,868,000.00       | 0   | -360,375.00     | 0             | 28,507,625.00             | 5,747,472.02                | 0                          | 0                               | 0                              | 5,747,472.02   |
| Development/Enhancement of the Design of Statistical Frame Integrating Geospatial Information  | 310100200017000 | 1,146,885,000.00          | -129,822,551.00   | 1,017,062,449.00        | 1,146,885,000.00    | 0   | -129,822,551.00 | 0             | 1,017,062,449.00          | 1,764,766.02                | 0                          | 0                               | 0                              | 1,764,766.02   |
| MOOE   |                 | 1,146,885,000.00          | -129,822,551.00   | 1,017,062,449.00        | 1,146,885,000.00    | 0   | -129,822,551.00 | 0             | 1,017,062,449.00          | 1,764,766.02                | 0                          | 0                               | 0                              | 1,764,766.02   |
| Generation/Compilation of Community-based Statistics   | 310100200021000 | 76,683,000.00             | 0   | 76,683,000.00           | 76,683,000.00       | 0   | 0               | 0             | 76,683,000.00             | 6,516,775.85                | 0                          | 0                               | 0                              | 6,516,775.85   |
| MOOE   |                 | 76,683,000.00             | 0   | 76,683,000.00           | 76,683,000.00       | 0   | 0               | 0             | 76,683,000.00             | 6,516,775.85                | 0                          | 0                               | 0                              | 6,516,775.85   |
| STATISTICAL POLICY AND COORDINATION PROGRAM  |                 | 191,048,000.00            | -30,460,975.91  | 160,587,024.09          | 191,048,000.00      | 0   | -30,460,975.91  | 0             | 160,587,024.09            | 30,166,127.68               | 0                          | 0                               | 0                              | 30,166,127.68  |
| Statistical Planning, Programming, Budgeting, Monitoring and Evaluation  | 310200100001000 | 37,031,000.00             | 0   | 37,031,000.00           | 37,031,000.00       | 0   | 0               | 0             | 37,031,000.00             | 9,425,315.77                | 0                          | 0                               | 0                              | 9,425,315.77   |
| PS   |                 | 11,004,000.00             | 0   | 11,004,000.00           | 11,004,000.00       | 0   | 0               | 0             | 11,004,000.00             | 3,881,949.58                | 0                          | 0                               | 0                              | 3,881,949.58   |
| MOOE   |                 | 26,027,000.00             | 0   | 26,027,000.00           | 26,027,000.00       | 0   | 0               | 0             | 26,027,000.00             | 5,543,366.19                | 0                          | 0                               | 0                              | 5,543,366.19   |
| Development and Improvement of Statistical Frameworks and Standards  | 310200100002000 | 98,317,000.00             | -30,460,975.91  | 67,856,024.09           | 98,317,000.00       | 0   | -30,460,975.91  | 0             | 67,856,024.09             | 18,336,313.67               | 0                          | 0                               | 0                              | 18,336,313.67  |
| PS   |                 | 49,940,000.00             | 0   | 49,940,000.00           | 49,940,000.00       | 0   | 0               | 0             | 49,940,000.00             | 9,388,422.90                | 0                          | 0                               | 0                              | 9,388,422.90   |
| MOOE   |                 | 48,377,000.00             | -30,460,975.91  | 17,916,024.09           | 48,377,000.00       | 0   | -30,460,975.91  | 0             | 17,916,024.09             | 8,949,890.77                | 0                          | 0                               | 0                              | 8,949,890.77   |
| Coordination of Statistical Activities at the National and Local Levels  | 310200100003000 | 55,700,000.00             | 0   | 55,700,000.00           | 55,700,000.00       | 0   | 0               | 0             | 55,700,000.00             | 2,404,498.24                | 0                          | 0                               | 0                              | 2,404,498.24   |
| PS   |                 | 54,139,000.00             | 0   | 54,139,000.00           | 54,139,000.00       | 0   | 0               | 0             | 54,139,000.00             | 2,404,498.24                | 0                          | 0                               | 0                              | 2,404,498.24   |
| MOOE   |                 | 1,561,000.00              | 0   | 1,561,000.00            | 1,561,000.00        | 0   | 0               | 0             | 1,561,000.00              | 0                           | 0                          | 0                               | 0                              | 0              |
| OO : Citizen's access to social services facilitated   |                 | 2,298,485,000.00          | -502,176,452.78   | 1,796,308,547.22        | 2,298,485,000.00    | 0   | -502,176,452.78 | 0             | 1,796,308,547.22          | 222,903,743.63              | 0                          | 0                               | 0                              | 222,903,743.63 |
| CIVIL REGISTRATION PROGRAM   |                 | 2,298,485,000.00          | -502,176,452.78   | 1,796,308,547.22        | 2,298,485,000.00    | 0   | -502,176,452.78 | 0             | 1,796,308,547.22          | 222,903,743.63              | 0                          | 0                               | 0                              | 222,903,743.63 |
| Processing and Archiving of Civil Registry Documents   | 320100100001000 | 66,103,000.00             | 0   | 66,103,000.00           | 66,103,000.00       | 0   | 0               | 0             | 66,103,000.00             | 15,080,876.53               | 0                          | 0                               | 0                              | 15,080,876.53  |
| PS   |                 | 32,250,000.00             | 0   | 32,250,000.00           | 32,250,000.00       | 0   | 0               | 0             | 32,250,000.00             | 6,266,077.00                | 0                          | 0                               | 0                              | 6,266,077.00   |
| MOOE   |                 | 33,853,000.00             | 0   | 33,853,000.00           | 33,853,000.00       | 0   | 0               | 0             | 33,853,000.00             | 8,814,599.53                | 0                          | 0                               | 0                              | 8,814,599.53   |
| Issuance of Civil Registration Certification/Authentications of Documents  | 320100100002000 | 106,288,000.00            | -668,329.20   | 105,619,670.80          | 106,288,000.00      | 0   | -668,329.20     | 0             | 105,619,670.80            | 47,192,622.86               | 0                          | 0                               | 0                              | 47,192,622.86  |
| PS   |                 | 21,240,000.00             | 0   | 21,240,000.00           | 21,240,000.00       | 0   | 0               | 0             | 21,240,000.00             | 4,807,623.12                | 0                          | 0                               | 0                              | 4,807,623.12   |
| MOOE   |                 | 85,048,000.00             | -668,329.20   | 84,379,670.80           | 85,048,000.00       | 0   | -668,329.20     | 0             | 84,379,670.80             | 42,384,999.74               | 0                          | 0                               | 0                              | 42,384,999.74  |
| Technical Supervision over Local Civil Registrars  | 320100100003000 | 3,043,000.00              | 0   | 3,043,000.00            | 3,043,000.00        | 0   | 0               | 0             | 3,043,000.00              | 684,100.00                  | 0                          | 0                               | 0                              | 684,100.00     |
| MOOE   |                 | 3,043,000.00              | 0   | 3,043,000.00            | 3,043,000.00        | 0   | 0               | 0             | 3,043,000.00              | 684,100.00                  | 0                          | 0                               | 0                              | 684,100.00     |
| Project(s)   |                 | 2,123,051,000.00          | -501,508,123.58   | 1,621,542,876.42        | 2,123,051,000.00    | 0   | -501,508,123.58 | 0             | 1,621,542,876.42          | 159,946,344.24              | 0                          | 0                               | 0                              | 159,946,344.24 |
| Locally-Funded Project(s)  |                 | 2,123,051,000.00          | -501,508,123.58   | 1,621,542,876.42        | 2,123,051,000.00    | 0   | -501,508,123.58 | 0             | 1,621,542,876.42          | 159,946,344.24              | 0                          | 0                               | 0                              | 159,946,344.24 |
| Unified Multi-Purpose ID (UMID) System-Central Verification and Enrollment Agency Component (UMID-CVEA)  | 320100200001000 | 66,550,000.00             | 0   | 66,550,000.00           | 66,550,000.00       | 0   | 0               | 0             | 66,550,000.00             | 0                           | 0                          | 0                               | 0                              | 0              |

| Particulars   | UACS CODE       | Appropriations            |  |                         | Allotments          |  |                 | Current Year Obligations |                           |                             |                            |                                 |                                |                  |
|---|-----------------|---------------------------|--|-------------------------|---------------------|--|-----------------|--------------------------|---------------------------|-----------------------------|----------------------------|---------------------------------|--------------------------------|------------------|
|   |                 | Authorized Appropriations | Adjustments (Transfer To/From, Modifications/ Augmentations) | Adjusted Appropriations | Allotments Received | Adjustments (Reductions, Modifications/ Augmentations) | Transfer To     | Transfer From            | Adjusted Total Allotments | 1st Quarter Ending March 31 | 2nd Quarter Ending June 30 | 3rd Quarter Ending September 30 | 4th Quarter Ending December 31 | TOTAL            |
| MOOE  |                 | 66,550,000.00             | 0  | 66,550,000.00           | 66,550,000.00       | 0  | 0               | 0                        | 66,550,000.00             | 0                           | 0                          | 0                               | 0                              | 0                |
| Philippine Identification System  | 320100200005000 | 2,056,501,000.00          | -501,508,123.58  | 1,554,992,876.42        | 2,056,501,000.00    | 0  | -501,508,123.58 | 0                        | 1,554,992,876.42          | 159,946,344.24              | 0                          | 0                               | 0                              | 159,946,344.24   |
| MOOE  |                 | 2,056,501,000.00          | -501,508,123.58  | 1,554,992,876.42        | 2,056,501,000.00    | 0  | -501,508,123.58 | 0                        | 1,554,992,876.42          | 159,946,344.24              | 0                          | 0                               | 0                              | 159,946,344.24   |
| Sub-Total, Operations   |                 | 6,753,945,000.00          | -684,958,942.49  | 6,068,986,057.51        | 6,753,945,000.00    | 0  | -684,958,942.49 | 0                        | 6,068,986,057.51          | 343,693,403.12              | 0                          | 0                               | 0                              | 343,693,403.12   |
| PS  |                 | 321,851,000.00            | 0  | 321,851,000.00          | 321,851,000.00      | 0  | 0               | 0                        | 321,851,000.00            | 59,619,605.08               | 0                          | 0                               | 0                              | 59,619,605.08    |
| MOOE  |                 | 6,432,094,000.00          | -684,958,942.49  | 5,747,135,057.51        | 6,432,094,000.00    | 0  | -684,958,942.49 | 0                        | 5,747,135,057.51          | 284,073,798.04              | 0                          | 0                               | 0                              | 284,073,798.04   |
| FinEx (if Applicable)   |                 | 0                         | 0  | 0                       | 0                   | 0  | 0               | 0                        | 0                         | 0                           | 0                          | 0                               | 0                              | 0                |
| CO  |                 | 0                         | 0  | 0                       | 0                   | 0  | 0               | 0                        | 0                         | 0                           | 0                          | 0                               | 0                              | 0                |
| Sub-Total, I. Agency Specific Budget  |                 | 8,121,242,000.00          | -685,356,381.49  | 7,435,885,618.51        | 8,121,242,000.00    | 0  | -685,356,381.49 | 0                        | 7,435,885,618.51          | 1,066,882,765.94            | 0                          | 0                               | 0                              | 1,066,882,765.94 |
| PS  |                 | 529,132,000.00            | 0  | 529,132,000.00          | 529,132,000.00      | 0  | 0               | 0                        | 529,132,000.00            | 129,110,024.19              | 0                          | 0                               | 0                              | 129,110,024.19   |
| MOOE  |                 | 6,758,760,000.00          | -685,356,381.49  | 6,073,403,618.51        | 6,758,760,000.00    | 0  | -685,356,381.49 | 0                        | 6,073,403,618.51          | 365,534,555.37              | 0                          | 0                               | 0                              | 365,534,555.37   |
| FinEx (if Applicable)   |                 | 0                         | 0  | 0                       | 0                   | 0  | 0               | 0                        | 0                         | 0                           | 0                          | 0                               | 0                              | 0                |
| CO  |                 | 833,350,000.00            | 0  | 833,350,000.00          | 833,350,000.00      | 0  | 0               | 0                        | 833,350,000.00            | 572,238,186.38              | 0                          | 0                               | 0                              | 572,238,186.38   |
| II. Automatic Appropriations  |                 | 46,005,000.00             | 0  | 46,005,000.00           | 46,005,000.00       | 0  | 0               | 0                        | 46,005,000.00             | 13,245,643.90               | 0                          | 0                               | 0                              | 13,245,643.90    |
| Specific Budgets of National Government Agencies                                      |                 | 46,005,000.00             | 0  | 46,005,000.00           | 46,005,000.00       | 0  | 0               | 0                        | 46,005,000.00             | 13,245,643.90               | 0                          | 0                               | 0                              | 13,245,643.90    |
| Retirement and Life Insurance Premiums  |                 | 46,005,000.00             | 0  | 46,005,000.00           | 46,005,000.00       | 0  | 0               | 0                        | 46,005,000.00             | 13,245,643.90               | 0                          | 0                               | 0                              | 13,245,643.90    |
| PS  |                 | 46,005,000.00             | 0  | 46,005,000.00           | 46,005,000.00       | 0  | 0               | 0                        | 46,005,000.00             | 13,245,643.90               | 0                          | 0                               | 0                              | 13,245,643.90    |
| Sub-total II. Automatic Appropriations  |                 | 46,005,000.00             | 0  | 46,005,000.00           | 46,005,000.00       | 0  | 0               | 0                        | 46,005,000.00             | 13,245,643.90               | 0                          | 0                               | 0                              | 13,245,643.90    |
| PS  |                 | 46,005,000.00             | 0  | 46,005,000.00           | 46,005,000.00       | 0  | 0               | 0                        | 46,005,000.00             | 13,245,643.90               | 0                          | 0                               | 0                              | 13,245,643.90    |
| MOOE  |                 | 0                         | 0  | 0                       | 0                   | 0  | 0               | 0                        | 0                         | 0                           | 0                          | 0                               | 0                              | 0                |
| FinEx   |                 | 0                         | 0  | 0                       | 0                   | 0  | 0               | 0                        | 0                         | 0                           | 0                          | 0                               | 0                              | 0                |
| CO  |                 | 0                         | 0  | 0                       | 0                   | 0  | 0               | 0                        | 0                         | 0                           | 0                          | 0                               | 0                              | 0                |
| IV. Reversion of the Unobligated Allotments charged against R.A. Nos. 11465 and 11494 |                 | 0                         | 0  | 0                       | 0                   | 0  | 0               | 0                        | 0                         | 0                           | 0                          | 0                               | 0                              | 0                |
| GRAND TOTAL   |                 | 8,167,247,000.00          | -685,356,381.49  | 7,481,890,618.51        | 8,167,247,000.00    | 0  | -685,356,381.49 | 0                        | 7,481,890,618.51          | 1,080,128,409.84            | 0                          | 0                               | 0                              | 1,080,128,409.84 |
| PS  |                 | 575,137,000.00            | 0  | 575,137,000.00          | 575,137,000.00      | 0  | 0               | 0                        | 575,137,000.00            | 142,355,668.09              | 0                          | 0                               | 0                              | 142,355,668.09   |
| MOOE  |                 | 6,758,760,000.00          | -685,356,381.49  | 6,073,403,618.51        | 6,758,760,000.00    | 0  | -685,356,381.49 | 0                        | 6,073,403,618.51          | 365,534,555.37              | 0                          | 0                               | 0                              | 365,534,555.37   |
| CO  |                 | 833,350,000.00            | 0  | 833,350,000.00          | 833,350,000.00      | 0  | 0               | 0                        | 833,350,000.00            | 572,238,186.38              | 0                          | 0                               | 0                              | 572,238,186.38   |
| Recapitulation by OO:   |                 |                           |  |                         |                     |  |                 |                          |                           |                             |                            |                                 |                                |                  |
| I. Agency Specific Budget   |                 | 6,753,945,000.00          | -684,958,942.49  | 6,068,986,057.51        | 6,753,945,000.00    | 0  | -684,958,942.49 | 0                        | 6,068,986,057.51          | 343,693,403.12              | 0                          | 0                               | 0                              | 343,693,403.12   |
| NATIONAL STATISTICS DEVELOPMENT PROGRAM   |                 | 4,264,412,000.00          | -152,321,513.80  | 4,112,090,486.20        | 4,264,412,000.00    | 0  | -152,321,513.80 | 0                        | 4,112,090,486.20          | 90,623,531.81               | 0                          | 0                               | 0                              | 90,623,531.81    |
| STATISTICAL POLICY AND COORDINATION PROGRAM   |                 | 191,048,000.00            | -30,460,975.91   | 160,587,024.09          | 191,048,000.00      | 0  | -30,460,975.91  | 0                        | 160,587,024.09            | 30,166,127.68               | 0                          | 0                               | 0                              | 30,166,127.68    |
| CIVIL REGISTRATION PROGRAM  |                 | 2,298,485,000.00          | -502,176,452.78  | 1,796,308,547.22        | 2,298,485,000.00    | 0  | -502,176,452.78 | 0                        | 1,796,308,547.22          | 222,903,743.63              | 0                          | 0                               | 0                              | 222,903,743.63   |

| Particulars  | Current Year Disbursements        |                                  |                                       |                                      |                  | Balances                     |                           |                                   |                |                          |
|--|-----------------------------------|----------------------------------|---------------------------------------|--------------------------------------|------------------|------------------------------|---------------------------|-----------------------------------|----------------|--------------------------|
|  | 1st Quarter<br>Ending<br>March 31 | 2nd Quarter<br>Ending<br>June 30 | 3rd Quarter<br>Ending<br>September 30 | 4th Quarter<br>Ending<br>December 31 | TOTAL            | Unreleased<br>Appropriations | Unobligated<br>Allotments | Unpaid Obligations(15-20)=(23+24) |                |                          |
|  | 16                                | 17                               | 18                                    | 19                                   | 20=(16+17+18+19) |                              |                           | 21                                | 22             | Due and Demandable<br>23 |
| I. Agency Specific Budget  | 271,678,582.60                    | 0                                | 0                                     | 0                                    | 271,678,582.60   | 0                            | 6,369,002,852.57          | 222,965,996.96                    | 572,238,186.38 |                          |
| General Administration and Support   | 75,741,119.78                     | 0                                | 0                                     | 0                                    | 75,741,119.78    | 0                            | 262,090,268.39            | 37,812,172.83                     | 0              |                          |
| General management and supervision   | 66,757,203.75                     | 0                                | 0                                     | 0                                    | 66,757,203.75    | 0                            | 255,017,659.42            | 37,806,697.83                     | 0              |                          |
| PS   | 43,284,690.34                     | 0                                | 0                                     | 0                                    | 43,284,690.34    | 0                            | 77,259,974.70             | 501,334.96                        | 0              |                          |
| MOOE   | 23,472,513.41                     | 0                                | 0                                     | 0                                    | 23,472,513.41    | 0                            | 177,757,684.72            | 37,305,362.87                     | 0              |                          |
| Administration of Personnel Benefits   | 8,983,916.03                      | 0                                | 0                                     | 0                                    | 8,983,916.03     | 0                            | 7,072,608.97              | 5,475.00                          | 0              |                          |
| PS   | 8,983,916.03                      | 0                                | 0                                     | 0                                    | 8,983,916.03     | 0                            | 7,072,608.97              | 5,475.00                          | 0              |                          |
| Sub-Total, General Administration and Support  | 75,741,119.78                     | 0                                | 0                                     | 0                                    | 75,741,119.78    | 0                            | 262,090,268.39            | 37,812,172.83                     | 0              |                          |
| PS   | 52,268,606.37                     | 0                                | 0                                     | 0                                    | 52,268,606.37    | 0                            | 84,332,563.67             | 506,809.96                        | 0              |                          |
| MOOE   | 23,472,513.41                     | 0                                | 0                                     | 0                                    | 23,472,513.41    | 0                            | 177,757,684.72            | 37,305,362.87                     | 0              |                          |
| FinEx (if Applicable)  | 0                                 | 0                                | 0                                     | 0                                    | 0                | 0                            | 0                         | 0                                 | 0              |                          |
| CO   | 0                                 | 0                                | 0                                     | 0                                    | 0                | 0                            | 0                         | 0                                 | 0              |                          |
| Support to Operations  | 26,388,803.88                     | 0                                | 0                                     | 0                                    | 26,388,803.88    | 0                            | 381,619,929.79            | 11,009,079.95                     | 572,238,186.38 |                          |
| Provision of Management and Corporate Planning and Legal Services  | 7,373,509.37                      | 0                                | 0                                     | 0                                    | 7,373,509.37     | 0                            | 28,946,147.98             | 2,879,342.65                      | 0              |                          |
| PS   | 3,373,303.60                      | 0                                | 0                                     | 0                                    | 3,373,303.60     | 0                            | 11,875,431.95             | 341,264.45                        | 0              |                          |
| MOOE   | 4,000,205.77                      | 0                                | 0                                     | 0                                    | 4,000,205.77     | 0                            | 17,070,716.03             | 2,538,078.20                      | 0              |                          |
| Coordination and Formulation of Policies on International Cooperation in Statistics and Civil Registration | 1,819,336.04                      | 0                                | 0                                     | 0                                    | 1,819,336.04     | 0                            | 5,100,269.63              | 712,394.33                        | 0              |                          |
| PS   | 1,191,341.31                      | 0                                | 0                                     | 0                                    | 1,191,341.31     | 0                            | 4,236,523.24              | 93,135.45                         | 0              |                          |
| MOOE   | 627,994.73                        | 0                                | 0                                     | 0                                    | 627,994.73       | 0                            | 863,746.39                | 619,258.88                        | 0              |                          |
| Development and Maintenance of Information Systems and Databases   | 15,663,463.63                     | 0                                | 0                                     | 0                                    | 15,663,463.63    | 0                            | 78,565,891.35             | 6,662,845.02                      | 0              |                          |
| PS   | 10,130,178.81                     | 0                                | 0                                     | 0                                    | 10,130,178.81    | 0                            | 33,329,186.23             | 526,634.96                        | 0              |                          |
| MOOE   | 5,533,284.82                      | 0                                | 0                                     | 0                                    | 5,533,284.82     | 0                            | 45,236,505.12             | 6,136,210.06                      | 0              |                          |
| Coordination in the Development of Statistical Methodologies and Survey Designs                            | 1,532,494.84                      | 0                                | 0                                     | 0                                    | 1,532,494.84     | 0                            | 7,896,007.21              | 754,497.95                        | 0              |                          |
| PS   | 980,740.11                        | 0                                | 0                                     | 0                                    | 980,740.11       | 0                            | 4,016,855.80              | 78,404.09                         | 0              |                          |
| MOOE   | 551,754.73                        | 0                                | 0                                     | 0                                    | 551,754.73       | 0                            | 3,879,151.41              | 676,093.86                        | 0              |                          |
| Project(s)   | 0                                 | 0                                | 0                                     | 0                                    | 0                | 0                            | 261,111,813.62            | 0                                 | 572,238,186.38 |                          |
| Locally-Funded Project(s)  | 0                                 | 0                                | 0                                     | 0                                    | 0                | 0                            | 261,111,813.62            | 0                                 | 572,238,186.38 |                          |
| Construction of PSA Building   | 0                                 | 0                                | 0                                     | 0                                    | 0                | 0                            | 261,111,813.62            | 0                                 | 572,238,186.38 |                          |
| CO   | 0                                 | 0                                | 0                                     | 0                                    | 0                | 0                            | 261,111,813.62            | 0                                 | 572,238,186.38 |                          |
| Sub-Total, Support to Operations   | 26,388,803.88                     | 0                                | 0                                     | 0                                    | 26,388,803.88    | 0                            | 381,619,929.79            | 11,009,079.95                     | 572,238,186.38 |                          |
| PS   | 15,675,563.83                     | 0                                | 0                                     | 0                                    | 15,675,563.83    | 0                            | 53,457,997.22             | 1,039,438.95                      | 0              |                          |
| MOOE   | 10,713,240.05                     | 0                                | 0                                     | 0                                    | 10,713,240.05    | 0                            | 87,050,118.95             | 9,969,641.00                      | 0              |                          |
| FinEx (if Applicable)  | 0                                 | 0                                | 0                                     | 0                                    | 0                | 0                            | 0                         | 0                                 | 0              |                          |
| CO   | 0                                 | 0                                | 0                                     | 0                                    | 0                | 0                            | 261,111,813.62            | 0                                 | 572,238,186.38 |                          |
| Operations   | 169,548,658.94                    | 0                                | 0                                     | 0                                    | 169,548,658.94   | 0                            | 5,725,292,654.39          | 174,144,744.18                    | 0              |                          |
| OO - Relevant and accessible statistics provided for evidence-based decision making                        | 63,316,052.28                     | 0                                | 0                                     | 0                                    | 63,316,052.28    | 0                            | 4,151,887,850.60          | 57,473,607.21                     | 0              |                          |
| NATIONAL STATISTICS DEVELOPMENT PROGRAM  | 45,651,576.20                     | 0                                | 0                                     | 0                                    | 45,651,576.20    | 0                            | 4,021,466,954.39          | 44,971,955.81                     | 0              |                          |
| Conduct of Censuses and Surveys on the Agriculture, Fisheries, Industry and Services Sectors               | 22,580,816.34                     | 0                                | 0                                     | 0                                    | 22,580,816.34    | 0                            | 318,961,008.38            | 15,499,204.48                     | 0              |                          |
| PS   | 19,431,008.23                     | 0                                | 0                                     | 0                                    | 19,431,008.23    | 0                            | 99,179,103.17             | 461,888.60                        | 0              |                          |
| MOOE   | 3,149,808.11                      | 0                                | 0                                     | 0                                    | 3,149,808.11     | 0                            | 219,781,905.21            | 15,037,315.88                     | 0              |                          |
| Conduct of Household-based Censuses and Surveys  | 13,627,408.06                     | 0                                | 0                                     | 0                                    | 13,627,408.06    | 0                            | 78,019,692.84             | 8,526,327.10                      | 0              |                          |

*e*

| Particulars   | Current Year Disbursements        |                                  |                                       |                                      |                | Balances                     |                           |                                   |                               |
|---|-----------------------------------|----------------------------------|---------------------------------------|--------------------------------------|----------------|------------------------------|---------------------------|-----------------------------------|-------------------------------|
|   | 1st Quarter<br>Ending<br>March 31 | 2nd Quarter<br>Ending<br>June 30 | 3rd Quarter<br>Ending<br>September 30 | 4th Quarter<br>Ending<br>December 31 | TOTAL          | Unreleased<br>Appropriations | Unobligated<br>Allotments | Unpaid Obligations(15-20)=(23+24) |                               |
|   |                                   |                                  |                                       |                                      |                |                              |                           | Due and Demandable                | Not Yet Due and<br>Demandable |
| PS  | 12,692,896.02                     | 0                                | 0                                     | 0                                    | 12,692,896.02  | 0                            | 21,225,862.59             | 287,241.39                        | 0                             |
| MOOE  | 934,512.04                        | 0                                | 0                                     | 0                                    | 934,512.04     | 0                            | 54,793,830.25             | 8,239,085.71                      | 0                             |
| Generation/Compilation of administrative-based statistics and derived indicators  | 31,201.00                         | 0                                | 0                                     | 0                                    | 31,201.00      | 0                            | 1,882,799.00              | 0                                 | 0                             |
| MOOE  | 31,201.00                         | 0                                | 0                                     | 0                                    | 31,201.00      | 0                            | 1,882,799.00              | 0                                 | 0                             |
| Project(s)  | 9,412,150.80                      | 0                                | 0                                     | 0                                    | 9,412,150.80   | 0                            | 3,624,603,454.17          | 20,946,424.03                     | 0                             |
| Locally-Funded Project(s)   | 9,412,150.80                      | 0                                | 0                                     | 0                                    | 9,412,150.80   | 0                            | 3,624,603,454.17          | 20,946,424.03                     | 0                             |
| Census of Agriculture and Fisheries   | 1,409,528.66                      | 0                                | 0                                     | 0                                    | 1,409,528.66   | 0                            | 1,979,334,471.34          | 476,000.00                        | 0                             |
| MOOE  | 1,409,528.66                      | 0                                | 0                                     | 0                                    | 1,409,528.66   | 0                            | 1,979,334,471.34          | 476,000.00                        | 0                             |
| Census of Philippine Business and Industry  | 996,851.62                        | 0                                | 0                                     | 0                                    | 996,851.62     | 0                            | 196,528,948.38            | 1,554,200.00                      | 0                             |
| MOOE  | 996,851.62                        | 0                                | 0                                     | 0                                    | 996,851.62     | 0                            | 196,528,948.38            | 1,554,200.00                      | 0                             |
| Annual Survey of Philippine Business and Industry   | 2,884,804.06                      | 0                                | 0                                     | 0                                    | 2,884,804.06   | 0                            | 85,859,549.24             | 7,297,646.70                      | 0                             |
| MOOE  | 2,884,804.06                      | 0                                | 0                                     | 0                                    | 2,884,804.06   | 0                            | 85,859,549.24             | 7,297,646.70                      | 0                             |
| Annual Poverty Indicators Survey  | 0                                 | 0                                | 0                                     | 0                                    | 0              | 0                            | 405,000.00                | 0                                 | 0                             |
| MOOE  | 0                                 | 0                                | 0                                     | 0                                    | 0              | 0                            | 405,000.00                | 0                                 | 0                             |
| Establishment of Philippine Economic - Environmental and Natural Resources Accounts (PEENRA) unit towards the compilation of Green GDP of the Philippines | 35,066.20                         | 0                                | 0                                     | 0                                    | 35,066.20      | 0                            | 507,747.10                | 280,366.70                        | 0                             |
| MOOE  | 35,066.20                         | 0                                | 0                                     | 0                                    | 35,066.20      | 0                            | 507,747.10                | 280,366.70                        | 0                             |
| Annual Survey of Information and Communication Technology   | 0                                 | 0                                | 0                                     | 0                                    | 0              | 0                            | 1,493,000.00              | 0                                 | 0                             |
| MOOE  | 0                                 | 0                                | 0                                     | 0                                    | 0              | 0                            | 1,493,000.00              | 0                                 | 0                             |
| Family Income and Expenditures Survey   | 17,797.00                         | 0                                | 0                                     | 0                                    | 17,797.00      | 0                            | 249,449,778.00            | 98,200.00                         | 0                             |
| MOOE  | 17,797.00                         | 0                                | 0                                     | 0                                    | 17,797.00      | 0                            | 249,449,778.00            | 98,200.00                         | 0                             |
| National Demographic Health Survey  | 2,650.00                          | 0                                | 0                                     | 0                                    | 2,650.00       | 0                            | 2,800,900.00              | 1,276,450.00                      | 0                             |
| MOOE  | 2,650.00                          | 0                                | 0                                     | 0                                    | 2,650.00       | 0                            | 2,800,900.00              | 1,276,450.00                      | 0                             |
| Census of Population and Housing  | 998,686.40                        | 0                                | 0                                     | 0                                    | 998,686.40     | 0                            | 22,760,152.98             | 4,748,785.62                      | 0                             |
| MOOE  | 998,686.40                        | 0                                | 0                                     | 0                                    | 998,686.40     | 0                            | 22,760,152.98             | 4,748,785.62                      | 0                             |
| Development/Enhancement of the Design of Statistical Frame Integrating Geospatial Information   | 713,938.49                        | 0                                | 0                                     | 0                                    | 713,938.49     | 0                            | 1,015,297,682.98          | 1,050,827.53                      | 0                             |
| MOOE  | 713,938.49                        | 0                                | 0                                     | 0                                    | 713,938.49     | 0                            | 1,015,297,682.98          | 1,050,827.53                      | 0                             |
| Generation/Compilation of Community-based Statistics  | 2,352,828.37                      | 0                                | 0                                     | 0                                    | 2,352,828.37   | 0                            | 70,166,224.15             | 4,163,947.48                      | 0                             |
| MOOE  | 2,352,828.37                      | 0                                | 0                                     | 0                                    | 2,352,828.37   | 0                            | 70,166,224.15             | 4,163,947.48                      | 0                             |
| STATISTICAL POLICY AND COORDINATION PROGRAM   | 17,664,476.08                     | 0                                | 0                                     | 0                                    | 17,664,476.08  | 0                            | 130,420,896.41            | 12,501,651.60                     | 0                             |
| Statistical Planning, Programming, Budgeting, Monitoring and Evaluation   | 5,073,066.21                      | 0                                | 0                                     | 0                                    | 5,073,066.21   | 0                            | 27,605,684.23             | 4,352,229.56                      | 0                             |
| PS  | 3,500,268.95                      | 0                                | 0                                     | 0                                    | 3,500,268.95   | 0                            | 7,122,050.42              | 381,660.63                        | 0                             |
| MOOE  | 1,572,817.26                      | 0                                | 0                                     | 0                                    | 1,572,817.26   | 0                            | 20,483,633.81             | 3,970,548.93                      | 0                             |
| Development and Improvement of Statistical Frameworks and Standards   | 10,232,037.58                     | 0                                | 0                                     | 0                                    | 10,232,037.58  | 0                            | 49,519,710.42             | 8,104,276.09                      | 0                             |
| PS  | 8,944,815.97                      | 0                                | 0                                     | 0                                    | 8,944,815.97   | 0                            | 40,553,577.10             | 441,606.93                        | 0                             |
| MOOE  | 1,287,221.61                      | 0                                | 0                                     | 0                                    | 1,287,221.61   | 0                            | 8,966,133.32              | 7,662,669.16                      | 0                             |
| Coordination of Statistical Activities at the National and Local Levels   | 2,359,352.29                      | 0                                | 0                                     | 0                                    | 2,359,352.29   | 0                            | 53,285,501.76             | 45,145.95                         | 0                             |
| PS  | 2,359,352.29                      | 0                                | 0                                     | 0                                    | 2,359,352.29   | 0                            | 51,734,501.76             | 45,145.95                         | 0                             |
| MOOE  | 0                                 | 0                                | 0                                     | 0                                    | 0              | 0                            | 1,561,000.00              | 0                                 | 0                             |
| OO - Citizen's access to social services facilitated  | 106,232,606.66                    | 0                                | 0                                     | 0                                    | 106,232,606.66 | 0                            | 1,573,404,803.59          | 116,671,136.97                    | 0                             |
| CIVIL REGISTRATION PROGRAM  | 106,232,606.66                    | 0                                | 0                                     | 0                                    | 106,232,606.66 | 0                            | 1,573,404,803.59          | 116,671,136.97                    | 0                             |
| Processing and Archiving of Civil Registry Documents  | 12,130,291.14                     | 0                                | 0                                     | 0                                    | 12,130,291.14  | 0                            | 51,022,323.47             | 2,950,385.39                      | 0                             |
| PS  | 6,012,832.57                      | 0                                | 0                                     | 0                                    | 6,012,832.57   | 0                            | 25,983,923.00             | 253,244.43                        | 0                             |
| MOOE  | 6,117,458.57                      | 0                                | 0                                     | 0                                    | 6,117,458.57   | 0                            | 25,038,400.47             | 2,697,140.96                      | 0                             |
| Issuance of Civil Registration Certification/Authentications of Documents   | 13,347,824.23                     | 0                                | 0                                     | 0                                    | 13,347,824.23  | 0                            | 58,427,047.94             | 33,944,798.63                     | 0                             |
| PS  | 4,762,535.30                      | 0                                | 0                                     | 0                                    | 4,762,535.30   | 0                            | 16,432,376.88             | 45,087.82                         | 0                             |
| MOOE  | 8,585,288.93                      | 0                                | 0                                     | 0                                    | 8,585,288.93   | 0                            | 41,994,671.06             | 33,799,710.81                     | 0                             |
| Technical Supervision over Local Civil Registrars   | 30,000.00                         | 0                                | 0                                     | 0                                    | 30,000.00      | 0                            | 2,358,900.00              | 654,100.00                        | 0                             |
| MOOE  | 30,000.00                         | 0                                | 0                                     | 0                                    | 30,000.00      | 0                            | 2,358,900.00              | 654,100.00                        | 0                             |


| Particulars   | Current Year Disbursements        |                                  |                                       |                                      |                | Balances                     |                           |                                   |                               |
|---|-----------------------------------|----------------------------------|---------------------------------------|--------------------------------------|----------------|------------------------------|---------------------------|-----------------------------------|-------------------------------|
|   | 1st Quarter<br>Ending<br>March 31 | 2nd Quarter<br>Ending<br>June 30 | 3rd Quarter<br>Ending<br>September 30 | 4th Quarter<br>Ending<br>December 31 | TOTAL          | Unreleased<br>Appropriations | Unobligated<br>Allotments | Unpaid Obligations(15-20)=(23+24) |                               |
|   |                                   |                                  |                                       |                                      |                |                              |                           | Due and Demandable                | Not Yet Due and<br>Demandable |
| Project(s)  | 80,724,491.29                     | 0                                | 0                                     | 0                                    | 80,724,491.29  | 0                            | 1,461,596,532.18          | 79,221,852.95                     | 0                             |
| Locally-Funded Project(s)   | 80,724,491.29                     | 0                                | 0                                     | 0                                    | 80,724,491.29  | 0                            | 1,461,596,532.18          | 79,221,852.95                     | 0                             |
| Unified Multi-Purpose ID (UMID) System-Central<br>Verification and Enrolment Agency Component (UMID-<br>CVEA) | 0                                 | 0                                | 0                                     | 0                                    | 0              | 0                            | 66,550,000.00             | 0                                 | 0                             |
| MOOE  | 0                                 | 0                                | 0                                     | 0                                    | 0              | 0                            | 66,550,000.00             | 0                                 | 0                             |
| Philippine Identification System  | 80,724,491.29                     | 0                                | 0                                     | 0                                    | 80,724,491.29  | 0                            | 1,395,046,532.18          | 79,221,852.95                     | 0                             |
| MOOE  | 80,724,491.29                     | 0                                | 0                                     | 0                                    | 80,724,491.29  | 0                            | 1,395,046,532.18          | 79,221,852.95                     | 0                             |
| Sub-Total, Operations   | 169,548,658.94                    | 0                                | 0                                     | 0                                    | 169,548,658.94 | 0                            | 5,725,292,654.39          | 174,144,744.18                    | 0                             |
| PS  | 57,703,709.33                     | 0                                | 0                                     | 0                                    | 57,703,709.33  | 0                            | 262,231,394.92            | 1,915,895.75                      | 0                             |
| MOOE  | 111,844,949.61                    | 0                                | 0                                     | 0                                    | 111,844,949.61 | 0                            | 5,463,061,259.47          | 172,228,848.43                    | 0                             |
| FinEx (if Applicable)   | 0                                 | 0                                | 0                                     | 0                                    | 0              | 0                            | 0                         | 0                                 | 0                             |
| CO  | 0                                 | 0                                | 0                                     | 0                                    | 0              | 0                            | 0                         | 0                                 | 0                             |
| Sub-Total, I. Agency Specific Budget  | 271,678,582.60                    | 0                                | 0                                     | 0                                    | 271,678,582.60 | 0                            | 6,369,002,852.57          | 222,965,996.96                    | 572,238,186.38                |
| PS  | 125,647,879.53                    | 0                                | 0                                     | 0                                    | 125,647,879.53 | 0                            | 400,021,975.81            | 3,462,144.66                      | 0                             |
| MOOE  | 146,030,703.07                    | 0                                | 0                                     | 0                                    | 146,030,703.07 | 0                            | 5,707,869,063.14          | 219,503,852.30                    | 0                             |
| FinEx (if Applicable)   | 0                                 | 0                                | 0                                     | 0                                    | 0              | 0                            | 0                         | 0                                 | 0                             |
| CO  | 0                                 | 0                                | 0                                     | 0                                    | 0              | 0                            | 261,111,813.62            | 0                                 | 572,238,186.38                |
| II. Automatic Appropriations  | 8,889,307.42                      | 0                                | 0                                     | 0                                    | 8,889,307.42   | 0                            | 32,759,356.10             | 4,356,336.48                      | 0                             |
| Specific Budgets of National Government Agencies  | 8,889,307.42                      | 0                                | 0                                     | 0                                    | 8,889,307.42   | 0                            | 32,759,356.10             | 4,356,336.48                      | 0                             |
| Retirement and Life Insurance Premiums  | 8,889,307.42                      | 0                                | 0                                     | 0                                    | 8,889,307.42   | 0                            | 32,759,356.10             | 4,356,336.48                      | 0                             |
| PS  | 8,889,307.42                      | 0                                | 0                                     | 0                                    | 8,889,307.42   | 0                            | 32,759,356.10             | 4,356,336.48                      | 0                             |
| Sub-total II. Automatic Appropriations  | 8,889,307.42                      | 0                                | 0                                     | 0                                    | 8,889,307.42   | 0                            | 32,759,356.10             | 4,356,336.48                      | 0                             |
| PS  | 8,889,307.42                      | 0                                | 0                                     | 0                                    | 8,889,307.42   | 0                            | 32,759,356.10             | 4,356,336.48                      | 0                             |
| MOOE  | 0                                 | 0                                | 0                                     | 0                                    | 0              | 0                            | 0                         | 0                                 | 0                             |
| FinEx   | 0                                 | 0                                | 0                                     | 0                                    | 0              | 0                            | 0                         | 0                                 | 0                             |
| CO  | 0                                 | 0                                | 0                                     | 0                                    | 0              | 0                            | 0                         | 0                                 | 0                             |
| IV. Reversion of the Unobligated Allotments charged<br>against R.A. Nos. 11465 and 11494                      | 0                                 | 0                                | 0                                     | 0                                    | 0              | 0                            | 0                         | 0                                 | 0                             |
| GRAND TOTAL   | 280,567,890.02                    | 0                                | 0                                     | 0                                    | 280,567,890.02 | 0                            | 6,401,762,208.67          | 227,322,333.44                    | 572,238,186.38                |
| PS  | 134,537,186.95                    | 0                                | 0                                     | 0                                    | 134,537,186.95 | 0                            | 432,781,331.91            | 7,818,481.14                      | 0                             |
| MOOE  | 146,030,703.07                    | 0                                | 0                                     | 0                                    | 146,030,703.07 | 0                            | 5,707,869,063.14          | 219,503,852.30                    | 0                             |
| CO  | 0                                 | 0                                | 0                                     | 0                                    | 0              | 0                            | 261,111,813.62            | 0                                 | 572,238,186.38                |
| Recapitulation by OO  |                                   |                                  |                                       |                                      |                |                              |                           |                                   |                               |
| I. Agency Specific Budget   | 169,548,658.94                    | 0                                | 0                                     | 0                                    | 169,548,658.94 | 0                            | 5,725,292,654.39          | 174,144,744.18                    | 0                             |
| NATIONAL STATISTICS DEVELOPMENT PROGRAM   | 45,651,576.20                     | 0                                | 0                                     | 0                                    | 45,651,576.20  | 0                            | 4,021,466,954.39          | 44,971,955.61                     | 0                             |
| STATISTICAL POLICY AND COORDINATION<br>PROGRAM  | 17,664,476.08                     | 0                                | 0                                     | 0                                    | 17,664,476.08  | 0                            | 130,420,896.41            | 12,501,651.60                     | 0                             |
| CIVIL REGISTRATION PROGRAM  | 106,232,606.66                    | 0                                | 0                                     | 0                                    | 106,232,606.66 | 0                            | 1,573,404,803.59          | 116,671,136.97                    | 0                             |


Certified by:


Certified by:


Recommending Approval:

Approved by:

  
DENISE CARLA C. ESTANDARTE  
(Administrative Officer V)  
Officer-In-Charge, Budget Division

  
ELIZABETH B. ONAG  
Chief Accountant  
Accounting Division

  
SOCRATES L. RAMORES  
Assistant National Statistician  
Finance and Administrative Services

  
CLAIRE DENNIS S. MAPA, Ph.D.  
Undersecretary  
National Statistician and Civil Registrar General