



Particulars	UACS CODE	Authorized Appropriations	Disbursements					TOTAL	Balances			
			1st Quarter Ending March 31	2nd Quarter Ending June 30	3rd Quarter Ending Sept. 30	4th Quarter Ending Dec. 31	Unreleased Appropriations		Unobligated Allotments	Unpaid Obligations (15-20)=(23+24)		
										Due and Demandable	Not Yet Due and Demandable	
Janitorial Services	5021202000	506,992.97	0	0	0	0	0	0	15,084.68	0.00	0.00	
Security Services	5021203000	37,849,635.32	2,134,703.09	0	0	0	0	2,134,703.09	0	37,843,241.68	0.00	0.00
Other General Services	5021299000	121,626,688.46	0	0	0	0	0	0	0	66,212,591.48	0.00	0.00
Other General Services	5021299099	121,626,688.46	0	0	0	0	0	0	0	66,212,591.48	0.00	0.00
Repairs and Maintenance	5021300000	59,679,174.80	102,003.37	0	0	0	0	102,003.37	0	57,647,732.46	29,007.32	0.00
Repairs and Maintenance - Infrastructure	5021303000	300,000.00	0	0	0	0	0	0	0	300,000.00	0.00	0.00
Communication Networks	5021303006	300,000.00	0	0	0	0	0	0	0	300,000.00	0.00	0.00
Repairs and Maintenance - Buildings and Other	5021304000	57,368.42	0	0	0	0	0	0	0	57,368.42	0.00	0.00
Buildings	5021304001	57,368.42	0	0	0	0	0	0	0	57,368.42	0.00	0.00
Repairs and Maintenance - Machinery and	5021305000	55,593,497.65	45,000.00	0	0	0	0	45,000.00	0	55,593,497.65	0.00	0.00
Office Equipment	5021305002	17,632.00	0	0	0	0	0	0	0	17,632.00	0.00	0.00
Information and Communication Technology	5021305003	55,575,865.65	0	0	0	0	0	0	0	55,575,865.65	0.00	0.00
Other Machinery and Equipment	5021305099	0	45,000.00	0	0	0	0	45,000.00	0	0	0.00	0.00
Repairs and Maintenance - Transportation	5021306000	3,728,308.73	57,003.37	0	0	0	0	57,003.37	0	1,696,866.39	29,007.32	0.00
Motor Vehicles	5021306001	3,728,308.73	57,003.37	0	0	0	0	57,003.37	0	1,696,866.39	29,007.32	0.00
Taxes, Insurance Premiums and Other Fees	5021500000	54,810,814.06	9,442,329.47	0	0	0	0	9,442,329.47	0	37,356,775.73	3,249,117.04	0.05
Taxes, Duties and Licenses	5021501000	6,800,385.80	0	0	0	0	0	0	0	1,800,133.57	0.00	0.00
Taxes, Duties and Licenses	5021501001	6,800,385.80	0	0	0	0	0	0	0	1,800,133.57	0.00	0.00
Fidelity Bond Premiums	5021502000	4,478.50	231,750.00	0	0	0	0	231,750.00	0	4,478.50	1,125.00	0.00
Insurance Expenses	5021503000	48,005,949.76	9,210,579.47	0	0	0	0	9,210,579.47	0	35,552,163.66	3,247,992.04	0.05
Other Maintenance and Operating Expenses	5029900000	516,277,523.39	680,871.33	0	0	0	0	680,871.33	0	476,005,044.34	24,396,917.70	0.00
Printing and Publication Expenses	5029902000	463,031,651.62	190,560.00	0	0	0	0	190,560.00	0	436,061,824.40	518,955.00	0.00
Representation Expenses	5029903000	7,179,140.87	356,330.65	0	0	0	0	356,330.65	0	6,964,928.33	18,933.10	0.00
Transportation and Delivery Expenses	5029904000	20,901.00	0	0	0	0	0	0	0	20,901.00	0.00	0.00
Rent/Lease Expenses	5029905000	16,938,289.01	0	0	0	0	0	0	0	16,309,417.35	0.00	0.00
Rents - Building and Structures	5029905001	14,704,656.81	0	0	0	0	0	0	0	14,697,877.78	0.00	0.00
Rents - Motor Vehicles	5029905003	269,000.00	0	0	0	0	0	0	0	19,000.00	0.00	0.00
Rents - Equipment	5029905004	614,632.20	0	0	0	0	0	0	0	242,539.57	0.00	0.00
Rents - ICT Machinery and Equipment	5029905008	1,350,000.00	0	0	0	0	0	0	0	1,350,000.00	0.00	0.00
Membership Dues and Contributions to	5029906000	49,000.00	0	0	0	0	0	0	0	0	0.00	0.00
Subscription Expenses	5029907000	19,932,229.71	26,235.68	0	0	0	0	26,235.68	0	12,592,958.13	23,846,539.60	0.00
ICT Software Subscription	5029907001	15,638,338.71	21,130.68	0	0	0	0	21,130.68	0	12,592,958.13	23,841,434.60	0.00
Library and Other Reading Materials	5029907004	0	5,105.00	0	0	0	0	5,105.00	0	0	5,105.00	0.00
Other Subscription Expenses	5029907099	4,293,891.00	0	0	0	0	0	0	0	0	0.00	0.00
Other Maintenance and Operating Expenses	5029999000	9,126,311.18	107,745.00	0	0	0	0	107,745.00	0	4,055,015.13	12,490.00	0.00
Other Maintenance and Operating Expenses	5029999099	9,126,311.18	107,745.00	0	0	0	0	107,745.00	0	4,055,015.13	12,490.00	0.00
Capital Outlays		138,938,200.00	8,498,506.50	0	0	0	0	8,498,506.50	0	81,103,387.00	0.00	49,336,306.50
Property, Plant and Equipment Outlay	5060400000	138,938,200.00	8,498,506.50	0	0	0	0	8,498,506.50	0	81,103,387.00	0.00	49,336,306.50
Machinery and Equipment Outlay	5060405000	138,938,200.00	8,498,506.50	0	0	0	0	8,498,506.50	0	81,103,387.00	0.00	49,336,306.50
Information and Communication Technology	5060405003	114,687,200.00	8,498,506.50	0	0	0	0	8,498,506.50	0	73,518,387.00	0.00	790,958.50
Communication Equipment	5060405007	3,305,000.00	0	0	0	0	0	0	0	3,305,000.00	0.00	0.00
Printing Equipment	5060405012	4,280,000.00	0	0	0	0	0	0	0	4,280,000.00	0.00	0.00
ICT Software	5060405015	16,666,000.00	0	0	0	0	0	0	0	0	0.00	48,545,348.00
GRAND TOTAL		2,294,601,017.62	26,711,255.96	0	0	0	0	26,711,255.96	0	1,630,621,761.52	31,444,512.00	49,336,306.55


Certified by:

  
**DENISE CARLA C. ESTANDARTE**  
 (Administrative Officer V)  
 Officer-In-Charge, Budget Division


Certified by:

  
**ELIZABETH B. ONAG**  
 Chief Accountant  
 Accounting Division

Recommending Approval:

  
**SOCRATES L. RAMORES**  
 Assistant National Statistician  
 Finance and Administrative Services

Approved by:

  
**CLAIRE DENNIS S. MAPA, Ph.D.**  
 Undersecretary  
 National Statistician and Civil Registrar General

Particulars	UACS CODE	Disbursements						Balances				
		Authorized Appropriations	1st Quarter Ending March 31	2nd Quarter Ending June 30	3rd Quarter Ending Sept. 30	4th Quarter Ending Dec. 31	TOTAL	Unreleased Appropriations	Unobligated Allotments	Unpaid Obligations (15-20)=(23+24)		
										Due and Demandable	Not Yet Due and Demandable	
1	2	3	16	17	18	19	20=(16+17+18+19)	21=(5-10)	22=(10-15)	23	24	
SUMMARY		2,294,601,017.62	26,711,255.96	0	0	0	26,711,255.96	0	1,830,621,761.52	31,444,512.00	48,336,308.55	
I. CONTINUING APPROPRIATIONS		2,294,601,017.62	26,711,255.96	0	0	0	26,711,255.96	0	1,830,621,761.52	31,444,512.00	48,336,308.55	
I. Agency Specific Budget		2,294,601,017.62	26,711,255.96	0	0	0	26,711,255.96	0	1,830,621,761.52	31,444,512.00	48,336,308.55	
Maintenance and Other Operating Expenses		2,155,662,817.62	18,212,749.46	0	0	0	18,212,749.46	0	1,749,518,374.52	31,444,512.00	0.05	
Traveling Expenses	5020100000	96,999,064.75	1,373,855.90	0	0	0	1,373,855.90	0	72,662,659.78	1,584,147.00	0.00	
Traveling Expenses - Local	5020101000	96,982,164.55	652,133.64	0	0	0	652,133.64	0	72,662,659.68	1,584,147.00	0.00	
Traveling Expenses - Foreign	5020102000	16,900.20	721,722.26	0	0	0	721,722.26	0	0.1	0.00	0.00	
Training and Scholarship Expenses	5020200000	128,407,936.83	728,085.00	0	0	0	728,085.00	0	94,345,746.97	146,432.78	0.00	
Training Expenses	5020201000	128,407,936.83	728,085.00	0	0	0	728,085.00	0	94,345,746.97	146,432.78	0.00	
ICT Training Expenses	5020201001	6,218,975.52	0	0	0	0	0	0	5,576,056.74	0.00	0.00	
Training Expenses	5020201002	122,188,961.31	728,085.00	0	0	0	728,085.00	0	88,769,690.23	146,432.78	0.00	
Supplies and Materials Expenses	5020300000	176,084,275.56	814,529.75	0	0	0	814,529.75	0	144,950,543.41	1,955,670.50	0.00	
Office Supplies Expenses	5020301000	13,501,571.02	772,735.75	0	0	0	772,735.75	0	7,121,477.14	840,840.25	0.00	
ICT Office Supplies	5020301001	2,946,511.00	278,400.00	0	0	0	278,400.00	0	2,659,161.00	8,950.00	0.00	
Office Supplies Expenses	5020301002	10,555,060.02	494,335.75	0	0	0	494,335.75	0	4,462,316.14	831,890.25	0.00	
Fuel, Oil and Lubricants Expenses	5020309000	3,184,024.54	4,500.00	0	0	0	4,500.00	0	3,009,625.41	50,282.00	0.00	
Semi-Expendable Machinery and Equipment	5020321000	61,912,315.62	28,300.00	0	0	0	28,300.00	0	52,047,117.82	387,666.00	0.00	
Office Equipment	5020321003	0	28,300.00	0	0	0	28,300.00	0	0	62,500.00	0.00	
Information and Communications Technology	5020321002	61,088,881.00	0	0	0	0	0	0	51,224,013.30	325,166.00	0.00	
Communications Equipment	5020321007	750,784.52	0	0	0	0	0	0	750,454.62	0.00	0.00	
Printing Equipment	5020321011	72,650.00	0	0	0	0	0	0	72,650.00	0.00	0.00	
Semi-Expendable Furniture, Fixtures and Books	5020322000	246,385.19	0	0	0	0	0	0	0	0.00	0.00	
Books	5020322002	246,385.19	0	0	0	0	0	0	0	0.00	0.00	
Other Supplies and Materials Expenses	5020399000	97,239,979.29	8,994.00	0	0	0	8,994.00	0	82,772,323.04	676,882.25	0.00	
Utility Expenses	5020400000	665,218.88	1,473,421.98	0	0	0	1,473,421.98	0	646,656.40	3,200.00	0.00	
Water Expenses	5020401000	607,710.10	182,676.96	0	0	0	182,676.96	0	592,532.60	3,200.00	0.00	
Electricity Expenses	5020402000	57,508.78	1,290,745.02	0	0	0	1,290,745.02	0	54,123.60	0.00	0.00	
Communication Expenses	5020500000	72,052,889.58	1,352,532.17	0	0	0	1,352,532.17	0	65,004,759.18	5,303.00	0.00	
Postage and Courier Services	5020501000	968,641.50	537,364.00	0	0	0	537,364.00	0	967,041.50	274.00	0.00	
Telephone Expenses	5020502000	39,729,195.08	190,385.77	0	0	0	190,385.77	0	39,167,447.08	5,029.00	0.00	
Mobile	5020502001	698,095.87	0	0	0	0	0	0	422,891.74	5,029.00	0.00	
Landline	5020502002	39,031,099.21	190,385.77	0	0	0	190,385.77	0	38,744,555.34	0.00	0.00	
Internet Subscription Expenses	5020503000	31,355,053.00	624,782.40	0	0	0	624,782.40	0	24,870,270.60	0.00	0.00	
Confidential, Intelligence and Extraordinary	5021000000	45,200.00	45,200.00	0	0	0	45,200.00	0	110,000.00	0.00	0.00	
Extraordinary and Miscellaneous Expenses	5021003000	374,400.00	45,200.00	0	0	0	45,200.00	0	110,000.00	0.00	0.00	
Professional Services	5021100000	890,328,203.02	40,417.40	0	0	0	40,417.40	0	696,717,538.41	74,716.66	0.00	
Legal Services	5021101000	0	0	0	0	0	0	0	0	50.00	0.00	
Consultancy Services	5021103000	633,083,400.91	0	0	0	0	0	0	539,476,550.86	0.00	0.00	
ICT Consultancy Services	5021103001	581,083,400.91	0	0	0	0	0	0	487,476,550.86	0.00	0.00	
Consultancy Services	5021103002	52,000,000.00	0	0	0	0	0	0	52,000,000.00	0.00	0.00	
Other Professional Services	5021199000	257,244,802.11	40,417.40	0	0	0	40,417.40	0	157,240,987.55	74,666.66	0.00	
General Services	5021200000	159,983,316.75	2,159,503.09	0	0	0	2,159,503.09	0	104,070,917.84	0.00	0.00	
Environment/Sanitary Services	5021201000	0	24,800.00	0	0	0	24,800.00	0	0	0.00	0.00	

Particulars	UACS CODE	Appropriations			Allotments						Obligations			
		Authorized Appropriations	Adjustments (Transfer To/From, Modifications/ Augmentations)	Adjusted Appropriations	Allotments Received	Adjustments (Reductions, Modifications/ Augmentations)	Transfer To	Transfer From	Adjusted Allotments	1st Quarter Ending March 31	2nd Quarter Ending June 30	3rd Quarter Ending Sept. 30	4th Quarter Ending Dec. 31	TOTAL
Janitorial Services	5021202000	506,992.97	-491,908.29	15,084.68	506,992.97	-491,908.29	0	0	15,084.68	0	0	0	0	0
Security Services	5021203000	37,849,635.32	2,128,309.45	39,977,944.77	37,849,635.32	2,128,309.45	0	0	39,977,944.77	2,134,703.09	0	0	0	2,134,703.09
Other General Services	5021299000	121,626,688.46	-55,414,096.98	66,212,591.48	121,626,688.46	187,331,579.61	-242,745,676.59	0	66,212,591.48	0	0	0	0	0
Other General Services	5021299099	121,626,688.46	-55,414,096.98	66,212,591.48	121,626,688.46	187,331,579.61	-242,745,676.59	0	66,212,591.48	0	0	0	0	0
Repairs and Maintenance	5021300000	59,679,174.80	-1,900,431.65	57,778,743.15	59,679,174.80	-1,900,431.65	0	0	57,778,743.15	131,010.69	0	0	0	131,010.69
Repairs and Maintenance - Infrastructure	5021303000	300,000.00	0	300,000.00	300,000.00	0	0	0	300,000.00	0	0	0	0	0
Communication Networks	5021303006	300,000.00	0	300,000.00	300,000.00	0	0	0	300,000.00	0	0	0	0	0
Repairs and Maintenance - Buildings and Other	5021304000	57,368.42	0	57,368.42	57,368.42	0	0	0	57,368.42	0	0	0	0	0
Buildings	5021304001	57,368.42	0	57,368.42	57,368.42	0	0	0	57,368.42	0	0	0	0	0
Repairs and Maintenance - Machinery and	5021305000	55,593,497.65	45,000.00	55,638,497.65	55,593,497.65	45,000.00	0	0	55,638,497.65	45,000.00	0	0	0	45,000.00
Office Equipment	5021305002	17,632.00	0	17,632.00	17,632.00	0	0	0	17,632.00	0	0	0	0	0
Information and Communication Technology	5021305003	55,575,865.65	0	55,575,865.65	55,575,865.65	0	0	0	55,575,865.65	0	0	0	0	0
Other Machinery and Equipment	5021305099	0	45,000.00	45,000.00	0	45,000.00	0	0	45,000.00	45,000.00	0	0	0	45,000.00
Repairs and Maintenance - Transportation	5021306000	3,728,308.73	-1,945,431.65	1,782,877.08	3,728,308.73	-1,945,431.65	0	0	1,782,877.08	86,010.69	0	0	0	86,010.69
Motor Vehicles	5021306001	3,728,308.73	-1,945,431.65	1,782,877.08	3,728,308.73	-1,945,431.65	0	0	1,782,877.08	86,010.69	0	0	0	86,010.69
Taxes, Insurance Premiums and Other Fees	5021500000	54,810,814.06	-4,762,591.77	50,048,222.29	54,810,814.06	-4,762,591.77	0	0	50,048,222.29	12,691,446.56	0	0	0	12,691,446.56
Taxes, Duties and Licenses	5021501000	6,800,385.80	-5,000,252.23	1,800,133.57	6,800,385.80	-5,000,252.23	0	0	1,800,133.57	0	0	0	0	0
Taxes, Duties and Licenses	5021501001	6,800,385.80	-5,000,252.23	1,800,133.57	6,800,385.80	-5,000,252.23	0	0	1,800,133.57	0	0	0	0	0
Fidelity Bond Premiums	5021502000	4,478.50	232,875.00	237,353.50	4,478.50	232,875.00	0	0	237,353.50	232,875.00	0	0	0	232,875.00
Insurance Expenses	5021503000	48,005,949.76	4,785.46	48,010,735.22	48,005,949.76	4,785.46	0	0	48,010,735.22	12,458,571.56	0	0	0	12,458,571.56
Other Maintenance and Operating Expenses	5029900000	516,277,523.39	-15,194,690.02	501,082,833.37	516,277,523.39	11,033,887.98	-26,228,578.00	0	501,082,833.37	25,077,789.03	0	0	0	25,077,789.03
Printing and Publication Expenses	5029902000	463,031,651.62	-26,260,312.22	436,771,339.40	463,031,651.62	-369,609.22	-25,890,703.00	0	436,771,339.40	709,515.00	0	0	0	709,515.00
Representation Expenses	5029903000	7,179,140.87	161,051.21	7,340,192.08	7,179,140.87	215,051.21	-54,000.00	0	7,340,192.08	375,263.75	0	0	0	375,263.75
Transportation and Delivery Expenses	5029904000	20,901.00	0	20,901.00	20,901.00	0	0	0	20,901.00	0	0	0	0	0
Rent/Lease Expenses	5029905000	16,938,289.01	-628,871.66	16,309,417.35	16,938,289.01	-378,871.66	-250,000.00	0	16,309,417.35	0	0	0	0	0
Rents - Building and Structures	5029905001	14,704,656.81	-6,779.03	14,697,877.78	14,704,656.81	-6,779.03	0	0	14,697,877.78	0	0	0	0	0
Rents - Motor Vehicles	5029905003	269,000.00	-250,000.00	19,000.00	269,000.00	0	-250,000.00	0	19,000.00	0	0	0	0	0
Rents - Equipment	5029905004	614,632.20	-372,092.63	242,539.57	614,632.20	-372,092.63	0	0	242,539.57	0	0	0	0	0
Rents - ICT Machinery and Equipment	5029905008	1,350,000.00	0	1,350,000.00	1,350,000.00	0	0	0	1,350,000.00	0	0	0	0	0
Membership Dues and Contributions to	5029906000	49,000.00	-49,000.00	0	49,000.00	-49,000.00	0	0	0	0	0	0	0	0
Subscription Expenses	5029907000	19,932,229.71	16,533,503.70	36,465,733.41	19,932,229.71	16,533,503.70	0	0	36,465,733.41	23,872,775.28	0	0	0	23,872,775.28
ICT Software Subscription	5029907001	15,638,338.71	20,817,184.70	36,455,523.41	15,638,338.71	20,817,184.70	0	0	36,455,523.41	23,862,565.28	0	0	0	23,862,565.28
Library and Other Reading Materials	5029907004	0	10,210.00	10,210.00	0	10,210.00	0	0	10,210.00	10,210.00	0	0	0	10,210.00
Other Subscription Expenses	5029907099	4,293,891.00	-4,293,891.00	0	4,293,891.00	-4,293,891.00	0	0	0	0	0	0	0	0
Other Maintenance and Operating Expenses	5029999000	9,126,311.18	-4,951,061.05	4,175,250.13	9,126,311.18	-4,917,186.05	-33,875.00	0	4,175,250.13	120,235.00	0	0	0	120,235.00
Other Maintenance and Operating Expenses	5029999099	9,126,311.18	-4,951,061.05	4,175,250.13	9,126,311.18	-4,917,186.05	-33,875.00	0	4,175,250.13	120,235.00	0	0	0	120,235.00
Capital Outlays		138,938,200.00	0	138,938,200.00	138,938,200.00	0	0	0	138,938,200.00	57,834,813.00	0	0	0	57,834,813.00
Property, Plant and Equipment Outlay	5060400000	138,938,200.00	0	138,938,200.00	138,938,200.00	0	0	0	138,938,200.00	57,834,813.00	0	0	0	57,834,813.00
Machinery and Equipment Outlay	5060405000	138,938,200.00	0	138,938,200.00	138,938,200.00	0	0	0	138,938,200.00	57,834,813.00	0	0	0	57,834,813.00
Information and Communication Technology	5060405003	114,687,200.00	-31,879,348.00	82,807,852.00	114,687,200.00	-31,879,348.00	0	0	82,807,852.00	9,289,465.00	0	0	0	9,289,465.00
Communication Equipment	5060405007	3,305,000.00	0	3,305,000.00	3,305,000.00	0	0	0	3,305,000.00	0	0	0	0	0
Printing Equipment	5060405012	4,280,000.00	0	4,280,000.00	4,280,000.00	0	0	0	4,280,000.00	0	0	0	0	0
ICT Software	5060405015	16,666,000.00	31,879,348.00	48,545,348.00	16,666,000.00	31,879,348.00	0	0	48,545,348.00	48,545,348.00	0	0	0	48,545,348.00
GRAND TOTAL		2,294,601,017.62	-356,487,181.59	1,938,113,836.03	2,294,601,017.62	0	-356,487,181.59	0	1,938,113,836.03	107,492,074.51	0	0	0	107,492,074.51

**SUMMARY OF APPROPRIATIONS, ALLOTMENTS, OBLIGATIONS, DISBURSEMENTS AND BALANCES BY OBJECT OF EXPENDITURES**

**As at the Quarter Ending March 31, 2023**

Department : National Economic and Development Authority (NEDA)  
 Agency/Entity : Philippine Statistics Authority  
 Operating Unit : Central Office  
 Organization Code (UACS) : 24 008 0100000  
 Fund Cluster : 01 Regular Agency Fund

<input type="checkbox"/>	Current Year Appropriations
<input type="checkbox"/>	Supplemental Appropriations
<input checked="" type="checkbox"/>	Continuing Appropriations

(e.g. UACS Fund Cluster: 01-Regular Agency Fund, 02-Foreign Assisted Projects Fund, 03-Special Account-Locally Funded/Domestic Grants Fund, and 04-Special Account-Foreign Assisted/Foreign Grants Fund)

Particulars	UACS CODE	Appropriations			Allotments					Obligations				TOTAL
		Authorized Appropriations	Adjustments (Transfer To/From, Modifications/Augmentations)	Adjusted Appropriations	Allotments Received	Adjustments (Reductions, Modifications/Augmentations)	Transfer To	Transfer From	Adjusted Allotments	1st Quarter Ending March 31	2nd Quarter Ending June 30	3rd Quarter Ending Sept. 30	4th Quarter Ending Dec. 31	
1	2	3	4	5=(3+4)	6	7	8	9	10=[(6+(-)7)-8+9]	11	12	13	14	15=(11+12+13+14)
<b>SUMMARY</b>		2,294,601,017.62	-356,487,181.59	1,938,113,836.03	2,294,601,017.62	0	-356,487,181.59	0	1,938,113,836.03	107,492,074.51	0	0	0	107,492,074.51
<b>I. CONTINUING APPROPRIATIONS</b>		2,294,601,017.62	-356,487,181.59	1,938,113,836.03	2,294,601,017.62	0	-356,487,181.59	0	1,938,113,836.03	107,492,074.51	0	0	0	107,492,074.51
I. Agency Specific Budget		2,294,601,017.62	-356,487,181.59	1,938,113,836.03	2,294,601,017.62	0	-356,487,181.59	0	1,938,113,836.03	107,492,074.51	0	0	0	107,492,074.51
Maintenance and Other Operating Expenses		2,155,662,817.62	-356,487,181.59	1,799,175,636.03	2,155,662,817.62	0	-356,487,181.59	0	1,799,175,636.03	49,657,261.51	0	0	0	49,657,261.51
Traveling Expenses	502010000	96,999,064.75	-21,378,402.07	75,620,662.68	96,999,064.75	-16,451,502.07	-2,928,900.00	0	75,620,662.68	2,958,002.90	0	0	0	2,958,002.90
Traveling Expenses - Local	5020101000	96,982,184.55	-22,083,224.23	74,898,940.32	96,982,184.55	-18,156,324.23	-2,928,900.00	0	74,898,940.32	2,238,280.64	0	0	0	2,238,280.64
Traveling Expenses - Foreign	5020102000	16,900.20	704,822.16	721,722.36	16,900.20	704,822.16	0	0	721,722.36	721,722.26	0	0	0	721,722.26
Training and Scholarship Expenses	502020000	128,407,936.83	-33,187,672.08	95,220,264.75	128,407,936.83	6,127,977.92	-39,315,650.00	0	95,220,264.75	874,517.78	0	0	0	874,517.78
Training Expenses	5020201000	128,407,936.83	-33,187,672.08	95,220,264.75	128,407,936.83	6,127,977.92	-39,315,650.00	0	95,220,264.75	874,517.78	0	0	0	874,517.78
ICT Training Expenses	5020201001	6,218,975.52	-642,918.78	5,576,056.74	6,218,975.52	-642,918.78	0	0	5,576,056.74	0	0	0	0	0
Training Expenses	5020201002	122,188,961.31	-32,544,753.30	89,644,208.01	122,188,961.31	6,770,896.70	-39,315,650.00	0	89,644,208.01	874,517.78	0	0	0	874,517.78
Supplies and Materials Expenses	502030000	176,084,275.56	-28,363,531.90	147,720,743.66	176,084,275.56	10,967,645.10	-39,331,177.00	0	147,720,743.66	2,770,200.25	0	0	0	2,770,200.25
Office Supplies Expenses	5020301000	13,501,571.02	-4,768,517.88	8,735,053.14	13,501,571.02	20,181,437.12	-24,947,955.00	0	8,735,053.14	1,613,578.00	0	0	0	1,613,578.00
ICT Office Supplies	5020301001	2,948,511.00	0	2,948,511.00	2,948,511.00	0	0	0	2,948,511.00	287,350.00	0	0	0	287,350.00
Office Supplies Expenses	5020301002	10,555,060.02	-4,768,517.88	5,788,542.14	10,555,060.02	20,181,437.12	-24,947,955.00	0	5,788,542.14	1,326,226.00	0	0	0	1,326,226.00
Fuel, Oil and Lubricants Expenses	5020309000	3,184,024.54	-119,617.13	3,064,407.41	3,184,024.54	380,684.87	-500,282.00	0	3,064,407.41	54,782.00	0	0	0	54,782.00
Semi-Expendable Machinery and Equipment	5020321000	61,912,315.52	-9,449,231.70	52,463,083.82	61,912,315.52	-9,449,231.70	0	0	52,463,083.82	415,966.00	0	0	0	415,966.00
Office Equipment	5020321002	0	90,800.00	90,800.00	0	90,800.00	0	0	90,800.00	90,800.00	0	0	0	90,800.00
Information and Communications Technology	5020321003	61,088,881.00	-9,539,701.70	51,549,179.30	61,088,881.00	-9,539,701.70	0	0	51,549,179.30	325,166.00	0	0	0	325,166.00
Communications Equipment	5020321007	750,784.52	-330	750,454.52	750,784.52	-330	0	0	750,454.52	0	0	0	0	0
Printing Equipment	5020321011	72,650.00	0	72,650.00	72,650.00	0	0	0	72,650.00	0	0	0	0	0
Semi-Expendable Furniture, Fixtures and Books	5020322000	246,385.19	-246,385.19	0	246,385.19	-246,385.19	0	0	0	0	0	0	0	0
Books	5020322002	246,385.19	-246,385.19	0	246,385.19	-246,385.19	0	0	0	0	0	0	0	0
Other Supplies and Materials Expenses	5020399000	97,239,979.29	-13,781,780.00	83,458,199.29	97,239,979.29	101,160.00	-13,882,940.00	0	83,458,199.29	685,876.25	0	0	0	685,876.25
Utility Expenses	5020400000	665,218.88	1,458,059.50	2,123,278.38	665,218.88	1,473,059.50	-15,000.00	0	2,123,278.38	1,476,621.98	0	0	0	1,476,621.98
Water Expenses	5020401000	607,710.10	170,699.66	778,409.76	607,710.10	175,199.66	-4,500.00	0	778,409.76	185,878.96	0	0	0	185,878.96
Electricity Expenses	5020402000	57,508.78	1,287,359.84	1,344,868.62	57,508.78	1,297,859.84	-10,500.00	0	1,344,868.62	1,290,745.02	0	0	0	1,290,745.02
Communication Expenses	5020500000	72,052,889.58	-5,690,295.23	66,362,594.35	72,052,889.58	233,904.77	-5,924,200.00	0	66,362,594.35	1,357,835.17	0	0	0	1,357,835.17
Postage and Courier Services	5020501000	968,841.50	536,038.00	1,504,879.50	968,841.50	536,038.00	0	0	1,504,879.50	537,638.00	0	0	0	537,638.00
Telephone Expenses	5020502000	39,729,195.08	-366,333.23	39,362,861.85	39,729,195.08	-302,133.23	-64,200.00	0	39,362,861.85	195,414.77	0	0	0	195,414.77
Mobile	5020502001	698,095.87	-270,175.13	427,920.74	698,095.87	-205,975.13	-64,200.00	0	427,920.74	5,029.00	0	0	0	5,029.00
Landline	5020502002	39,031,099.21	-96,158.10	38,934,941.11	39,031,099.21	-96,158.10	0	0	38,934,941.11	190,385.77	0	0	0	190,385.77
Internet Subscription Expenses	5020503000	31,355,053.00	-5,860,000.00	25,495,053.00	31,355,053.00	0	-5,860,000.00	0	25,495,053.00	624,782.40	0	0	0	624,782.40
Confidential, Intelligence and Extraordinary	5021000000	374,400.00	-219,200.00	155,200.00	374,400.00	-219,200.00	0	0	155,200.00	45,200.00	0	0	0	45,200.00
Extraordinary and Miscellaneous Expenses	5021003000	374,400.00	-219,200.00	155,200.00	374,400.00	-219,200.00	0	0	155,200.00	45,200.00	0	0	0	45,200.00
Professional Services	5021100000	890,328,203.02	-193,495,530.55	696,832,672.47	890,328,203.02	-193,495,530.55	0	0	696,832,672.47	115,134.06	0	0	0	115,134.06
Legal Services	5021101000	0	50	50	0	50	0	0	50	50	0	0	0	50
Consultancy Services	5021103000	633,083,400.91	-93,606,850.05	539,476,550.86	633,083,400.91	-93,606,850.05	0	0	539,476,550.86	0	0	0	0	0
ICT Consultancy Services	5021103001	581,083,400.91	-93,606,850.05	487,476,550.86	581,083,400.91	-93,606,850.05	0	0	487,476,550.86	0	0	0	0	0
Consultancy Services	5021103002	52,000,000.00	0	52,000,000.00	52,000,000.00	0	0	0	52,000,000.00	0	0	0	0	0
Other Professional Services	5021199000	257,244,802.11	-99,688,730.50	157,556,071.61	257,244,802.11	-99,688,730.50	0	0	157,556,071.61	115,084.06	0	0	0	115,084.06
General Services	5021200000	159,983,316.75	-53,752,895.82	106,230,420.93	159,983,316.75	188,992,780.77	-242,745,676.59	0	106,230,420.93	2,159,503.09	0	0	0	2,159,503.09
Environment/Sanitary Services	5021201000	0	24,800.00	24,800.00	0	24,800.00	0	0	24,800.00	24,800.00	0	0	0	24,800.00