

STATEMENT OF APPROVED BUDGET, UTILIZATIONS, DISBURSEMENTS, AND BALANCES FOR TRUST RECEIPTS
As at the Quarter Ending September 30, 2024

Department: National Economic and Development Authority (NEDA)
Agency: Philippine Statistics Authority
Operating Unit: Central Office
Organization Code (UACS): 240080100000
Fund Cluster: 07 - Trust Receipts

Source Agencies and Projects	UACS CODE	Approved Budget			Utilizations				Disbursements				Balances		
		Approved Budgeted Revenue/Receipts	Adjustments (Additions, Reductions, Modifications/Augmentations)	5 = [3+(-)4]	1st Quarter Ending March 31	2nd Quarter Ending June 30	3rd Quarter Ending September 30	Total	1st Quarter Ending March 31	2nd Quarter Ending June 30	3rd Quarter Ending September 30	Total	Unutilized Budget	Due and Demandable	Unpaid Utilizations (10-15) = (17+18)
1	2	3	4	5 = [3+(-)4]	6	7	8	10 = (6+7+8+9)	11	12	13	15 = (11+12+13+14)	16 = (5-10)	17	18
Department of Information and Communications Technology Project Title : Women and ICT Development Index Survey (WIDI)															
	PS	-			-	-	-	-	-	-	-	-	-		
	MOOE	5,119,389.90		5,119,389.90	-			-	-				5,119,389.90	-	-
	CO	-						-	-				-		-
Department of Tourism Project Title : 2022 Household Survey on Domestic Visitors in the Philippines (HSDV) - Phase 2															
	PS	-		-	-	-	-	-	-	-	-	-	-		
	MOOE	1,688,797.05	1,688,797.05	-	-			-	-				-		
	CO	-		-	-			-	-				-		
Department of Agriculture - Bureau of Agricultural Research Project Title : Survey on Costs and Returns of Palay Production (SCR)															
	PS	-		-	-	-	-	-	-	-	-	-	-		
	MOOE	86,824.62	86,824.62	0.00	-			-	-				0.00	-	-
	CO			-	-			-	-				-		-
Philippine Competition Commission (PCC) Project Title : Awareness Survey of Households on Philippine Competition Commission and Philippine Competition Act															
	PS	-		-	-	-	-	-	-	-	-	-	-		
	MOOE	1,328,440.57		1,328,440.57	-			-	-				1,328,440.57	-	-
	CO	-			-			-	-				-		-
Philippine Institute for Development Studies Project Title : Survey component of the 2023 Study on Assessing Innovation in the Philippine Business and Industry. (SIA)															
	PS	-		-	-	-	-	-	-	-	-	-	-		

Source Agencies and Projects	UACS CODE	Approved Budget			Utilizations				Disbursements				Balances		
		Approved Budgeted Revenue/Receipts	Adjustments, (Additions, Reductions, Modifications/Augmentations)	Adjusted Budgeted Revenue	1st Quarter Ending March 31	2nd Quarter Ending June 30	3rd Quarter Ending September 30	Total	1st Quarter Ending March 31	2nd Quarter Ending June 30	3rd Quarter Ending September 30	Total	Unutilized Budget	Unpaid Utilizations (10-15) = (17+18)	
														Due and Demandable	Not Yet Due and Demandable
MOOE	2040101000	86,669.94	- 86,669.94	0.00	-	-	-	-	-	-	-	-	0.00	-	-
CO		-	-	-	-	-	-	-	-	-	-	-	-	-	-
National Wages and Productivity Commission (NWPC) Project Title : 2021/2022 Integrated Survey on Labor and Employment (ISLE) and 2022 Occupational Wages Survey (OWS)															
PS		-		-											
MOOE	2040101000	413,815.00	- 194,795.00	219,020.00	219,020.00	-	-	219,020.00	219,020.00	-	-	219,020.00	-	-	-
CO		-		-				-				-	-	-	-
Philippine Competition Commission (PCC) Project Title : Awareness Survey of Private Firms on Philippine Competition Commission and Philippine Competition Act															
PS		-		-											
MOOE	2040101000	51,064.00	- 51,064.00		-	-	-	-	-	-	-	-	-	-	-
CO		-		-				-				-	-	-	-
Department of Energy (DOE) Project Title : 2023 Household Energy Consumption Survey (HECS)															
PS		-		-											
MOOE	2040101000	5,362,096.89	- 5,352,384.73	9,712.16	9,712.16	-	-	9,712.16	9,712.16	-	-	9,712.16	0.00	-	-
CO		-		-				-				-	-	-	-
Consumer Expectations Survey (CES)															
PS															
MOOE	2040101000	8,055,213.05	16,346,538.86	24,401,751.91	4,075,389.46	7,761,687.74	503,540.01	12,340,617.21	4,075,389.46	842,156.34	7,388,643.51	12,306,189.31	12,061,134.70	34,427.90	
CO							-				-	-			
Banko Sentral ng Pilipinas Project Title: Financial Inclusion Monitoring Survey (FIMS)															
PS															
MOOE	2040101000	1,252,304.00	-	1,252,304.00			-	-			-	-	1,252,304.00	-	-
CO															


Source Agencies and Projects	UACS CODE	Approved Budget			Utilizations				Disbursements				Balances		
		Approved Budgeted Revenue/Receipts	Adjustments, Reductions, Modifications/Augmentations)	Adjusted Budgeted Revenue	1st Quarter Ending March 31	2nd Quarter Ending June 30	3rd Quarter Ending September 30	Total	1st Quarter Ending March 31	2nd Quarter Ending June 30	3rd Quarter Ending September 30	Total	Unutilized Budget	Unpaid Utilizations (10-15) = (17+18)	
														Due and Demandable	Not Yet Due and Demandable
OPAPRU Project Title: Identification and Validation in the CRS records of profiled MNLF members	PS														
	MOOE	3,400,000.00		3,400,000.00		2,650,000.00	-	2,650,000.00			2,650,000.00	2,650,000.00	750,000.00	-	-
	CO						-				-	-			
Department of Information and Communications Technology Project Title: National Information and Communication Technology Household Survey (NICTHS)	PS														
	MOOE														
	CO														
Department of Trade and Industry (DTI) Project Title: Creative Industries Satellite Account Ph2 (CISA)	PS														0.30
	MOOE	4,092,588.00	28,700,000.00	32,792,588.00	4,053,732.80	8,750,275.00	12,205,737.00	25,009,744.80	2,844,372.80	1,224,285.00	20,941,086.70	25,009,744.50	7,782,843.20		
	CO						-				-				
Department of Energy (DOE) Project Title : 2023 Household Energy Consumption Survey (HECS) Ph. 2	PS														
	MOOE	56,380,000.00	-	56,380,000.00	-		11,781.84	11,781.84	-		11,781.84	11,781.84	56,368,218.16	-	
	CO	1,620,000.00		1,620,000.00			-	-			-	-	1,620,000.00		
Department of Energy (DOE) Project Title : 2023 Household Energy Consumption Survey (HECS) Ph. 3	PS														
	MOOE	47,224,971.00		47,224,971.00		41,997,943.00	703,111.55	42,701,054.55			42,212,554.55	42,212,554.55	4,523,916.45	488,500.00	
	CO						-	-			-	-			
Department of Energy (DOE) Project Title : 2023 Household Energy Consumption Survey (HECS) Ph. 3	PS														
	MOOE	10,001,149.00		10,001,149.00		-	-	-			-	-	10,001,149.00	-	
	CO						-	-			-	-			

Source Agencies and Projects	UACS CODE	Approved Budget			Utilizations				Disbursements				Balances		
		Approved Budgeted Revenue/Receipts	Adjustments (Additions, Reductions, Modifications/Augmentations)	Adjusted Budgeted Revenue	1st Quarter Ending March 31	2nd Quarter Ending June 30	3rd Quarter Ending September 30	Total	1st Quarter Ending March 31	2nd Quarter Ending June 30	3rd Quarter Ending September 30	Total	Unutilized Budget	Unpaid Utilizations (10-15) = (17+18)	
														Due and Demandable	Not Yet Due and Demandable
Highly Urbanized City (HUC) funded CBMS operations- LGU- Mandaluyong															
	PS														
	MOOE	17,029,338.00		17,029,338.00			11,179,844.00	11,179,844.00			11,179,844.00	11,179,844.00	5,849,494.00		
	CO						-				-			-	
Highly Urbanized City (HUC) funded CBMS operations- LGU-Pasig															
	PS														
	MOOE	32,483,222.00		32,483,222.00			12,269,148.00	12,269,148.00			12,269,148.00	12,269,148.00	20,214,074.00		
	CO						-				-				
Highly Urbanized City (HUC) funded CBMS operations- LGU-San Juan															
	PS														
	MOOE	4,669,736.00		4,669,736.00			-	-			-		4,669,736.00		
	CO						-				-				
Highly Urbanized City (HUC) funded CBMS operations- LGU-Navotas															
	PS														
	MOOE	8,946,348.00		8,946,348.00			5,867,910.00	5,867,910.00			5,867,910.00	5,867,910.00	3,078,438.00		
	CO						-				-				
Highly Urbanized City (HUC) funded CBMS operations- LGU-Malabon															
	PS														
	MOOE	16,241,642.40		16,241,642.40			9,565,189.00	9,565,189.00			9,565,189.00	9,565,189.00	6,676,453.40		
	CO						-				-				


Source Agencies and Projects	UACS CODE	Approved Budget			Utilizations			Disbursements			Balances					
		Approved Budgeted Revenue/Receipts	Adjustments (Additions, Reductions, Modifications/Augmentations)	Adjusted Budgeted Revenue	1st Quarter Ending March 31	2nd Quarter Ending June 30	3rd Quarter Ending September 30	Total	1st Quarter Ending March 31	2nd Quarter Ending June 30	3rd Quarter Ending September 30	Total	Unutilized Budget	Unpaid Utilizations (10-15) = (17+18)		
														Due and Demandable	Not Yet Due and Demandable	
Highly Urbanized City (HUC) funded CBMS operations- LGU-Parañaque	2040101000															
				58,664,550.25			13,735,584.00	13,735,584.00			13,735,584.00	13,735,584.00	44,928,966.25			
							-				-					
Highly Urbanized City (HUC) funded CBMS operations- LGU-Angeles	2040101000															
				10,000,000.00			7,965,504.00	7,965,504.00			7,965,504.00	7,965,504.00	2,034,496.00			
							-				-					
Highly Urbanized City (HUC) funded CBMS operations- LGU-Olongapo	2040101000															
				9,460,010.00			-	-			-	-	9,460,010.00			
							-				-					
Highly Urbanized City (HUC) funded CBMS operations- LGU-Lucena	2040101000															
				7,639,706.00			6,501,734.00	6,501,734.00			6,501,734.00	6,501,734.00	1,137,972.00			
							-				-					
PS	2040101000															
				15,290,983.00			6,501,734.00	6,501,734.00			-	-	8,789,249.00	6,501,734.00		
							-				-					
Highly Urbanized City (HUC) funded CBMS operations- LGU-Iligan	2040101000															
				11,380,363.16			6,638,908.00	6,638,908.00			6,638,908.00	6,638,908.00	4,741,455.16			
							-				-					

Source Agencies and Projects	UACS CODE	Approved Budget			Utilizations				Disbursements				Balances		
		Approved Budgeted Revenue/Receipts	Adjustments (Additions, Reductions, Modifications/Augmentations)	Adjusted Budgeted Revenue	1st Quarter Ending March 31	2nd Quarter Ending June 30	3rd Quarter Ending September 30	Total	1st Quarter Ending March 31	2nd Quarter Ending June 30	3rd Quarter Ending September 30	Total	Unutilized Budget	Unpaid Utilizations (10-15) = (17+18)	
														Due and Demandable	Not Yet Due and Demandable
Highly Urbanized City (HUC) funded CBMS operations- LGU-Cagayan de Oro	PS														
	MOOE	21,858,441.00		21,858,441.00			14,104,092.00	14,104,092.00			10,809,912.00	10,809,912.00	7,754,349.00	3,294,180.00	
	CO						-				-				
Highly Urbanized City (HUC) funded CBMS operations- LGU-Cebu	PS														
	MOOE	26,455,727.00		26,455,727.00			14,209,656.00	14,209,656.00			14,209,656.00	14,209,656.00	12,246,071.00	-	
	CO						-				-				
Highly Urbanized City (HUC) funded CBMS operations- LGU-Tacloban	PS														
	MOOE	6,482,825.00		6,482,825.00			4,825,932.00	4,825,932.00			-		1,656,893.00	4,825,932.00	
	CO						-				-				
Highly Urbanized City (HUC) funded CBMS operations- LGU-Bacolod	PS														
	MOOE	15,290,983.00		15,290,983.00			14,124,402.00	14,124,402.00			14,124,402.00	14,124,402.00	1,166,581.00	-	
	CO						-				-				
GRAND TOTAL		408,057,197.83	37,586,003.52	445,643,201.35	8,357,854.42	61,159,905.74	140,913,807.40	210,431,567.56	7,148,494.42	2,066,441.34	186,071,857.60	195,286,793.36	235,211,633.79	15,144,773.90	0.30
PS		-	-	-	-	-	-	-	-	-	-	-	-	-	-
MOOE		406,437,197.83	37,586,003.52	444,023,201.35	8,357,854.42	61,159,905.74	140,913,807.40	210,431,567.56	7,148,494.42	2,066,441.34	186,071,857.60	195,286,793.36	233,591,633.79	15,144,773.90	0.30
CO		1,620,000.00	-	1,620,000.00	-	-	-	-	-	-	-	-	1,620,000.00	-	-

Certified by:




DENISE CARLA C. ESTANDARTE
Supervising Administrative Officer
Officer-in-Charge, Budget Division




ELIZABETH B. ONAG
Chief Accountant
Accounting Division

Certified by:




SOCRATES L. RAMORES
Assistant National Statistician
Finance and Administrative Service

Recommending Approval:



CLAIRE DENNIS S. MAPA, PhD
Undersecretary
National Statistician and Civil Registrar General

Approved: **DIVINA GRACIA L. DEL PRADO**



DIVINA GRACIA L. DEL PRADO
Assistant Secretary
Deputy National Statistician
Sectoral Statistics Office