



In following-up, pls. cite DMS ref #

2025-BA-0034017-E

REPUBLIC OF THE PHILIPPINES
DEPARTMENT OF BUDGET AND MANAGEMENT
GENERAL SOLANO STREET, SAN MIGUEL, MANILA

ACKNOWLEDGEMENT RECEIPT

The **DEPARTMENT OF BUDGET AND MANAGEMENT** hereby acknowledges the receipt of your letter/request which has been uploaded to the DBM-Document Management System and routed to the appropriate office/s with the following information:

Sender: AD Staff ad.staff@psa.gov.ph - EMAIL

Document Title: PSA FAR No. 4 - February 2025

Document Reference No: 2025-BA-0034017-E

Date and Time Uploaded: Monday, March 10, 2025 11:25:13 AM

Uploaded By: CRD RECEIVING RACHEL ANN

Routed To: BMB-A Christine P. Santos

CC:

Total no of pages received: 1 copy and 8 pages

The determination of the completeness of the documentary requirements submitted, if any, is subject to the evaluation of the technical person in charge.

This receipt is system generated and does not require signature.

Received by:



MONTHLY REPORT OF DISBURSEMENTS
For the month of February 2025



FAR no. 4

Department : National Economic and Development Authority (NEDA)
Agency : Philippine Statistics Authority
Operating Unit : Central Office
Organization Code (UACS) : 24 008 0100000
Fund Cluster : 01 - Regular Agency Fund

Particulars	CURRENT YEAR'S BUDGET					PRIOR YEAR'S BUDGET				
	PS	MOOE	FinEx	CO	TOTAL	PRIOR YEAR'S ACCOUNTS PAYABLE				
	(2)	(3)	(4)	(5)	6=(2+3+4+5)	(7)	(8)	(9)	(10)	11=(7+8+9+10)
CASH DISBURSEMENTS	46,429,461.17	31,147,225.81	-	-	77,576,686.98	450,023.14	89,728,008.11	-	34,270.00	90,212,301.25
Notice of Cash Allocations	46,429,461.17	31,147,225.81	-	-	77,576,686.98	450,023.14	89,728,008.11	-	34,270.00	90,212,301.25
MDS Checks Issued	1,148,167.62	1,038,044.87			2,186,212.49		5,817,504.89			5,817,504.89
Advice to Debit Account	45,281,293.55	30,109,180.94			75,390,474.49	450,023.14	83,910,503.22		34,270.00	84,394,796.36
Notice of Transfer Allocations (NTA)					-					-
MDS Checks Issued					-				-	-
Advice to Debit Account					-					-
Working Fund for FAPS					-					-
Cash Disbursement Ceiling (CDC)					-					-
TOTAL CASH DISBURSEMENTS	46,429,461.17	31,147,225.81	-	-	77,576,686.98	450,023.14	89,728,008.11	-	34,270.00	90,212,301.25
NON-CASH DISBURSEMENTS	1,674,183.85	1,709,644.53	-	-	3,383,828.38	2,863.36	1,809,626.36	-	-	1,812,489.72
Tax Remittance Advices Issued (TRA)	1,674,183.85	1,709,644.53			3,383,828.38	2,863.36	1,809,626.36			1,812,489.72
Non-Cash Availment Authority (NCAA)					-					-
Disbursements effected through outright deductions from claims	-	-	-	-	-	-	-	-	-	-
Overpayment of expenses					-					-
Restitution for loss of government property					-					-
Liquidated damages and similar claims					-					-
Others (TEF,BTr-Documentary Stamp Tax, etc.)					-					-
TOTAL NON-CASH DISBURSEMENTS	1,674,183.85	1,709,644.53	-	-	3,383,828.38	2,863.36	1,809,626.36	-	-	1,812,489.72
GRAND TOTAL	48,103,645.02	32,856,870.34	-	-	80,960,515.36	452,886.50	91,537,634.47	-	34,270.00	92,024,790.97

SUMMARY

Particulars	Previous Report	Current Month	As of Date
(1)	(2)	(3)	(4)
Total Disbursement Authorities Received	276,846,411.65	429,169,035.33	706,015,446.98
NCA	237,126,000.00	423,678,223.00	660,804,223.00
NTA	-	-	-
Working Fund	-	-	-
TRA	39,720,411.65	5,490,812.33	45,211,223.98
CDC	-	-	-
NCAA	-	-	-
Less: Notice of Transfer Allocation (NTA) issued*	-	182,964,486.79	182,964,486.79
Total Disbursements Authorities Available	276,846,411.65	246,204,548.54	523,050,960.19
Less:	-	-	-
Lapsed NCA	-	-	-
Disbursements	253,229,110.49	174,678,795.50	427,907,905.99
Less: Other Non-Cash Disbursements	-	-	-
Disbursements effected through outright deductions from claims	-	-	-
Others (TEF,BTr-Documentary Stamp Tax, etc.)	-	-	-
Add/Less: Adjustments (e.g. cancelled/staled checks)	-	-	-
Balance of Disbursements Authorities to date	120,563,235.04	71,525,753.04	192,088,988.08
Total Disbursements Program	276,846,411.65	246,204,548.54	523,050,960.19
Less: Actual Disbursements	156,283,176.61	174,678,795.50	330,961,972.11
(Over)/Under spending	120,563,235.04	71,525,753.04	192,088,988.08

an

Department : National Economic and Development Authority (NEDA)
 Agency : Philippine Statistics Authority
 Operating Unit : Central Office
 Organization Code (UACS) : 24 008 0100000
 Fund Cluster : 01 - Regular Agency Fund


Particulars	PRIOR YEAR'S BUDGET						SUB-TOTAL	TRUST LIABILITIES				GRAND TOTAL					Remarks
	CURRENT YEARS ACCOUNTS PAYABLE					TOTAL		PS	MOOE	CO	TOTAL	PS	MOOE	FinEx	CO	TOTAL	
	PS	MOOE	FinEx	CO	Sub-Total												
(1)	(12)	(13)	(14)	(15)	16=(12+13+14+15)	17=(11+16)	18=(6+17)	(19)	(20)	(21)	=(19+20+21)	(23)	(24)	(25)	(26)	27=(23+24+25+26)	(28)
CASH DISBURSEMENTS	-	1,398,994.94	-	-	1,398,994.94	91,611,296.19	169,187,983.17	-	-	-	-	46,879,484.31	122,274,228.86	-	34,270.00	169,187,983.17	
Notice of Cash Allocations	-	1,398,994.94	-	-	1,398,994.94	91,611,296.19	169,187,983.17	-	-	-	-	46,879,484.31	122,274,228.86	-	34,270.00	169,187,983.17	
MDS Checks Issued		8,668.08			8,668.08	5,826,172.97	8,012,385.46				-	1,148,167.62	6,864,217.84	-	-	8,012,385.46	
Advice to Debit Account		1,390,326.86			1,390,326.86	85,785,123.22	161,175,597.71				-	45,731,316.69	115,410,011.02	-	34,270.00	161,175,597.71	
Notice of Transfer Allocations (NTA)	-	-	-	-	-	-	-	-	-	-	-	-	-	-	-	-	
MDS Checks Issued				-	-	-	-				-	-	-	-	-	-	
Advice to Debit Account					-	-	-				-	-	-	-	-	-	
Working Fund for FAPS					-	-	-				-	-	-	-	-	-	
Cash Disbursement Ceiling (CDC)					-	-	-				-	-	-	-	-	-	
TOTAL CASH DISBURSEMENTS	-	1,398,994.94	-	-	1,398,994.94	91,611,296.19	169,187,983.17	-	-	-	-	46,879,484.31	122,274,228.86	-	34,270.00	169,187,983.17	
NON-CASH DISBURSEMENTS	-	294,494.23	-	-	294,494.23	2,106,983.95	5,490,812.33	-	-	-	-	1,677,047.21	3,813,765.12	-	-	5,490,812.33	
Tax Remittance Advices Issued (TRA)		294,494.23			294,494.23	2,106,983.95	5,490,812.33				-	1,677,047.21	3,813,765.12	-	-	5,490,812.33	
Non-Cash Availment Authority (NCAA)					-	-	-				-	-	-	-	-	-	
Disbursements effected through outright deductions from claims					-	-	-				-	-	-	-	-	-	
Overpayment of expenses					-	-	-				-	-	-	-	-	-	
Restitution for loss of government property					-	-	-				-	-	-	-	-	-	
Liquidated damages and similar claims					-	-	-				-	-	-	-	-	-	
Others (TEF, BTr-Documentary Stamp Tax, etc.)				-	-	-	-				-	-	-	-	-	-	
TOTAL NON-CASH DISBURSEMENTS	-	294,494.23			294,494.23	2,106,983.95	5,490,812.33				-	1,677,047.21	3,813,765.12	-	-	5,490,812.33	
GRAND TOTAL	-	1,693,489.17	-	-	1,693,489.17	93,718,280.14	174,678,795.50	-	-	-	-	48,556,531.52	126,087,993.98	-	34,270.00	174,678,795.50	

Certified Correct:


ELIZABETH B. ONAG
 Chief Accountant
 Accounting Division

Recommending Approval:


SOCRATES L. RAMORES
 Assistant National Statistician
 Finance and Administrative Services

Approved by: 
ROSALINDA P. BAUTISTA
 Deputy National Statistician
 PhilSys Registry Office
CLAIRE DENNIS S. MAPA, PhD
 Undersecretary
 National Statistician and Civil Registrar General

MONTHLY REPORT OF DISBURSEMENTS
For the month of February 2025

FAR no. 4



Department : National Economic and Development Authority (NEDA)
Agency : Philippine Statistics Authority
Operating Unit : Central Office
Organization Code (UACS) : 24 008 0100000
Fund Cluster : 07 - Trust Fund

Particulars	CURRENT YEAR'S BUDGET					PRIOR YEAR'S BUDGET				
	PS	MOOE	FinEx	CO	TOTAL	PRIOR YEAR'S ACCOUNTS PAYABLE				
	(2)	(3)	(4)	(5)	6=(2+3+4+5)	(7)	(8)	(9)	(10)	11=(7+8+9+10)
CASH DISBURSEMENTS	-	72,273,904.01	-	-	72,273,904.01	-	1,048,676.79	-	-	1,048,676.79
Notice of Cash Allocations	-	72,273,904.01	-	-	72,273,904.01	-	1,048,676.79	-	-	1,048,676.79
MDS Checks Issued					-		84,605.04		-	84,605.04
Advice to Debit Account		72,273,904.01			72,273,904.01		964,071.75			964,071.75
Notice of Transfer Allocations (NTA)	-		-	-	-	-	-	-	-	-
MDS Checks Issued					-				-	-
Advice to Debit Account					-					-
Working Fund for FAPS					-					-
Cash Disbursement Ceiling (CDC)					-					-
TOTAL CASH DISBURSEMENTS	-	72,273,904.01	-	-	72,273,904.01	-	1,048,676.79	-	-	1,048,676.79
NON-CASH DISBURSEMENTS	-	-	-	-	-	-	-	-	-	-
Tax Remittance Advices Issued (TRA)					-					-
Non-Cash Availment Authority (NCAA)					-					-
Disbursements effected through outright deductions from claims	-	-	-	-	-	-	-	-	-	-
Overpayment of expenses					-					-
Restitution for loss of government property					-					-
Liquidated damages and similar claims					-					-
Others (TEF,BTr-Documentary Stamp Tax, etc.)					-					-
TOTAL NON-CASH DISBURSEMENTS	-	-	-	-	-	-	-	-	-	-
GRAND TOTAL	-	72,273,904.01	-	-	72,273,904.01	-	1,048,676.79	-	-	1,048,676.79

SUMMARY

Particulars	Previous Report	Current Month	As of Date
(1)	(2)	(3)	(4)
Total Disbursement Authorities Received	130,566,406.00	177,765,346.00	308,331,752.00
NCA	130,566,406.00	177,765,346.00	308,331,752.00
NTA	-	-	-
Working Fund	-	-	-
TRA	-	-	-
CDC	-	-	-
NCAA	-	-	-
Less: Notice of Transfer Allocation (NTA) issued*	-	-	-
Total Disbursements Authorities Available	130,566,406.00	177,765,346.00	308,331,752.00
Less:	-	-	-
Lapsed NCA	-	-	-
Disbursements	3,020,900.00	73,322,580.80	76,343,480.80
Less: Other Non-Cash Disbursements	-	-	-
Disbursements effected through outright deductions from claims	-	-	-
Others (TEF,BTr-Documentary Stamp Tax, etc.)	-	-	-
Add/Less: Adjustments (e.g. cancelled/staled checks)	-	-	-
Balance of Disbursements Authorities to date	127,545,506.00	104,442,765.20	231,988,271.20
Total Disbursements Program	130,566,406.00	177,765,346.00	308,331,752.00
Less: Actual Disbursements	3,020,900.00	73,322,580.80	76,343,480.80
(Over)/Under spending	127,545,506.00	104,442,765.20	231,988,271.20


Department : National Economic and Development Authority (NEDA)
Agency : Philippine Statistics Authority
Operating Unit : Central Office
Organization Code (UACS) : 24 008 0100000
Fund Cluster : 07 - Trust Fund

Particulars	PRIOR YEAR'S BUDGET						SUB-TOTAL	TRUST LIABILITIES				GRAND TOTAL					Remarks
	CURRENT YEARS ACCOUNTS PAYABLE					TOTAL		PS	MOOE	CO	TOTAL	PS	MOOE	FinEx	CO	TOTAL	
	PS	MOOE	FinEx	CO	Sub-Total												
(1)	(12)	(13)	(14)	(15)	=(12+13+14+15)	17=(11+16)	18=(6+17)	(19)	(20)	(21)	=(19+20+21)	(23)	(24)	(25)	(26)	27=(23+24+25+26)	(28)
CASH DISBURSEMENTS	-	-	-	-	-	1,048,676.79	73,322,580.80	-	-	-	-	-	73,322,580.80	-	-	73,322,580.80	
Notice of Cash Allocations	-	-	-	-	-	1,048,676.79	73,322,580.80	-	-	-	-	-	73,322,580.80	-	-	73,322,580.80	
MDS Checks Issued				-	-	84,605.04	84,605.04				-	-	84,605.04	-	-	84,605.04	
Advice to Debit Account					-	964,071.75	73,237,975.76				-	-	73,237,975.76	-	-	73,237,975.76	
Notice of Transfer Allocations (NTA)	-	-	-	-	-	-	-	-	-	-	-	-	-	-	-	-	
MDS Checks Issued				-	-	-	-				-	-	-	-	-	-	
Advice to Debit Account					-	-	-				-	-	-	-	-	-	
Working Fund for FAPS					-	-	-				-	-	-	-	-	-	
Cash Disbursement Ceiling (CDC)					-	-	-				-	-	-	-	-	-	
TOTAL CASH DISBURSEMENTS	-	-	-	-	-	1,048,676.79	73,322,580.80	-	-	-	-	-	73,322,580.80	-	-	73,322,580.80	
NON-CASH DISBURSEMENTS	-	-	-	-	-	-	-	-	-	-	-	-	-	-	-	-	
Tax Remittance Advices Issued (TRA)				-	-	-	-				-	-	-	-	-	-	
Non-Cash Availment Authority (NCAA)					-	-	-				-	-	-	-	-	-	
Disbursements effected through outright deductions from claims					-	-	-				-	-	-	-	-	-	
Overpayment of expenses					-	-	-				-	-	-	-	-	-	
Restitution for loss of government property					-	-	-				-	-	-	-	-	-	
Liquidated damages and similar claims					-	-	-				-	-	-	-	-	-	
Others (TEF,BTr-Documentary Stamp Tax, etc.)				-	-	-	-				-	-	-	-	-	-	
TOTAL NON-CASH DISBURSEMENTS	-	-	-	-	-	-	-	-	-	-	-	-	-	-	-	-	
GRAND TOTAL	-	-	-	-	-	1,048,676.79	73,322,580.80	-	-	-	-	-	73,322,580.80	-	-	73,322,580.80	

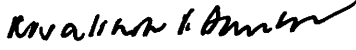
Certified Correct:



ELIZABETH B. ONAG
Chief Accountant
Accounting Division

Recommending Approval:


SOCRATES L. RAMORES
Assistant National Statistician
Finance and Administrative Services

Approved by:


ROSALINDA P. BAUTISTA
Deputy National Statistician
PhilSys Registry Office

 CLAIRES. MAPA, PhD
Undersecretary
National Statistician and Civil Registrar General

MONTHLY REPORT OF DISBURSEMENTS
For the month of February 2025



FAR no. 4

Department : National Economic and Development Authority (NEDA)
Agency : Philippine Statistics Authority
Operating Unit : Consolidated Regional Statistical Services Office
Organization Code (UACS) : 24 008 0100000
Fund Cluster : 01 - Regular Agency Fund

Particulars	CURRENT YEAR'S BUDGET					PRIOR YEAR'S BUDGET				
	PS	MOOE	FinEx	CO	TOTAL	PRIOR YEAR'S ACCOUNTS PAYABLE				
	(2)	(3)	(4)	(5)	6=(2+3+4+5)	(7)	(8)	(9)	(10)	11=(7+8+9+10)
CASH DISBURSEMENTS	102,322,546.27	258,235,629.82	-	-	360,558,176.09	9,548.46	835,857.09	-	-	845,405.55
Notice of Cash Allocations	99,159,697.84	252,359,548.27	-	-	351,519,246.11	7,871.64	802,163.67	-	-	810,035.31
MDS Checks Issued	4,202,873.69	6,307,405.68	-	-	10,510,279.37	-	10,183.57	-	-	10,183.57
Advice to Debit Account	94,956,824.15	246,052,142.59	-	-	341,008,966.74	7,871.64	791,980.10	-	-	799,851.74
Notice of Transfer Allocations (NTA)	3,162,848.43	5,876,081.55	-	-	9,038,929.98	1,676.82	33,693.42	-	-	35,370.24
MDS Checks Issued	1,262,696.34	1,357,905.30	-	-	2,620,601.64	-	33,693.42	-	-	33,693.42
Advice to Debit Account	1,900,152.09	4,518,176.25	-	-	6,418,328.34	1,676.82	-	-	-	1,676.82
Working Fund for FAPS	-	-	-	-	-	-	-	-	-	-
Cash Disbursement Ceiling (CDC)	-	-	-	-	-	-	-	-	-	-
TOTAL CASH DISBURSEMENTS	102,322,546.27	258,235,629.82	-	-	360,558,176.09	9,548.46	835,857.09	-	-	845,405.55
NON-CASH DISBURSEMENTS	5,428,377.75	1,642,519.21	-	-	7,070,896.96	-	5,715.17	-	-	5,715.17
Tax Remittance Advices Issued (TRA)	5,428,377.75	1,642,519.21	-	-	7,070,896.96	-	5,715.17	-	-	5,715.17
Non-Cash Availment Authority (NCAA)	-	-	-	-	-	-	-	-	-	-
Disbursements effected through outright deductions from claims	-	-	-	-	-	-	-	-	-	-
Overpayment of expenses	-	-	-	-	-	-	-	-	-	-
Restitution for loss of government property	-	-	-	-	-	-	-	-	-	-
Liquidated damages and similar claims	-	-	-	-	-	-	-	-	-	-
Others (TEF,BTr-Documentary Stamp Tax, etc.)	-	-	-	-	-	-	-	-	-	-
TOTAL NON-CASH DISBURSEMENTS	5,428,377.75	1,642,519.21	-	-	7,070,896.96	-	5,715.17	-	-	5,715.17
GRAND TOTAL	107,750,924.02	259,878,149.03	-	-	367,629,073.05	9,548.46	841,572.26	-	-	851,120.72

SUMMARY

Particulars (1)	Previous Report (2)	Current Month (3)	As of Date (4)
Total Disbursement Authorities Received	321,892,348.48	428,932,216.92	750,824,565.40
NCA	274,415,000.00	228,472,000.00	502,887,000.00
NTA	6,135,060.00	193,383,604.79	199,518,664.79
Working Fund	-	-	-
TRA	41,342,288.48	7,076,612.13	48,418,900.61
CDC	-	-	-
NCAA	-	-	-
Less: Notice of Transfer Allocation (NTA) issued*	6,135,060.00	10,419,118.00	16,554,178.00
Total Disbursements Authorities Available	315,757,288.48	418,513,098.92	734,270,387.40
Less:	-	-	-
Lapsed NCA	-	-	-
Disbursements	205,309,114.06	379,237,225.71	584,546,339.77
Less: Other Non-Cash Disbursements	15,020.00	-	15,020.00
Disbursements effected through outright deductions from claims	-	-	-
Overpayment of expenses	-	-	-
Restitution for loss of government property	-	-	-
Liquidated damages and similar claims	-	-	-
Others (TEF,BTr-Documentary Stamp Tax, etc.)	15,020.00	-	15,020.00
Add/Less: Adjustments (e.g. cancelled/staled checks)	-	-	-
Balance of Disbursements Authorities to date	110,463,194.42	39,275,873.21	149,739,067.63
Total Disbursements Program	315,772,308.48	418,513,098.92	734,285,407.40
Less: Actual Disbursements	205,309,114.06	379,237,225.71	584,546,339.77
(Over)/Under spending	110,463,194.42	39,275,873.21	149,739,067.63

Department : National Economic and Development Authority (NEDA)
Agency : Philippine Statistics Authority
Operating Unit : Consolidated Regional Statistical Services Office
Organization Code (UACS) : 24 008 0100000
Fund Cluster : 01 - Regular Agency Fund

Particulars	PRIOR YEAR'S BUDGET						SUB-TOTAL	TRUST LIABILITIES				GRAND TOTAL					Remarks
	CURRENT YEARS ACCOUNTS PAYABLE					TOTAL		PS	MOOE	CO	TOTAL	PS	MOOE	FinEx	CO	TOTAL	
	PS	MOOE	FinEx	CO	Sub-Total												
(1)	(12)	(13)	(14)	(15)	16=(12+13+14+15)	17=(11+16)	18=(6+17)	(19)	(20)	(21)	=(19+20+21)	(23)	(24)	(25)	(26)	27=(23+24+25+26)	(28)
CASH DISBURSEMENTS	-	10,757,031.94	-	-	10,757,031.94	11,602,437.49	372,160,613.58	-	-	-	-	102,332,094.73	269,828,518.85	-	-	372,160,613.58	
Notice of Cash Allocations	-	10,748,231.94	-	-	10,748,231.94	11,558,267.25	363,077,513.36	-	-	-	-	99,167,569.48	263,909,943.88	-	-	363,077,513.36	
MDS Checks Issued	-	12,062.42	-	-	12,062.42	22,245.99	10,532,525.36	-	-	-	-	4,202,873.69	6,329,651.67	-	-	10,532,525.36	
Advice to Debit Account	-	10,736,169.52	-	-	10,736,169.52	11,536,021.26	352,544,988.00	-	-	-	-	94,964,695.79	257,580,292.21	-	-	352,544,988.00	
Notice of Transfer Allocations (NTA)	-	8,800.00	-	-	8,800.00	44,170.24	9,083,100.22	-	-	-	-	3,164,525.25	5,918,574.97	-	-	9,083,100.22	
MDS Checks Issued	-	8,800.00	-	-	8,800.00	42,493.42	2,663,095.06	-	-	-	-	1,262,696.34	1,400,398.72	-	-	2,663,095.06	
Advice to Debit Account	-	-	-	-	-	1,676.82	6,420,005.16	-	-	-	-	1,901,828.91	4,518,176.25	-	-	6,420,005.16	
Working Fund for FAPS	-	-	-	-	-	-	-	-	-	-	-	-	-	-	-	-	
Cash Disbursement Ceiling (CDC)	-	-	-	-	-	-	-	-	-	-	-	-	-	-	-	-	
TOTAL CASH DISBURSEMENTS	-	10,757,031.94	-	-	10,757,031.94	11,602,437.49	372,160,613.58	-	-	-	-	102,332,094.73	269,828,518.85	-	-	372,160,613.58	
NON-CASH DISBURSEMENTS	-	-	-	-	-	5,715.17	7,076,612.13	-	-	-	-	5,428,377.75	1,648,234.38	-	-	7,076,612.13	
Tax Remittance Advices Issued (TRA)	-	-	-	-	-	5,715.17	7,076,612.13	-	-	-	-	5,428,377.75	1,648,234.38	-	-	7,076,612.13	
Non-Cash Availment Authority (NCAA)	-	-	-	-	-	-	-	-	-	-	-	-	-	-	-	-	
Disbursements effected through outright deductions from claims	-	-	-	-	-	-	-	-	-	-	-	-	-	-	-	-	
Overpayment of expenses	-	-	-	-	-	-	-	-	-	-	-	-	-	-	-	-	
Restitution for loss of government property	-	-	-	-	-	-	-	-	-	-	-	-	-	-	-	-	
Liquidated damages and similar claims	-	-	-	-	-	-	-	-	-	-	-	-	-	-	-	-	
Others (TEF,BTr-Documentary Stamp Tax, etc.)	-	-	-	-	-	-	-	-	-	-	-	-	-	-	-	-	
TOTAL NON-CASH DISBURSEMENTS	-	-	-	-	-	5,715.17	7,076,612.13	-	-	-	-	5,428,377.75	1,648,234.38	-	-	7,076,612.13	
GRAND TOTAL	-	10,757,031.94	-	-	10,757,031.94	11,608,152.66	379,237,225.71	-	-	-	-	107,760,472.48	271,476,753.23	-	-	379,237,225.71	

Certified Correct:



ELIZABETH B. ONAG
Chief Accountant
Accounting Division

Recommending Approval:


SOCRATES L. RAMORES
Assistant National Statistician
Finance and Administrative Services

Approved by:


ROSALINDA P. BAUTISTA
Deputy National Statistician
PhilSys Registry Office

FOR  CLAIRE DENNIS S. MAPA, PhD
Undersecretary
National Statistician and Civil Registrar General

MONTHLY REPORT OF DISBURSEMENTS
For the month of February 2025

FAR no. 4



Department : National Economic and Development Authority (NEDA)
 Agency : Philippine Statistics Authority
 Operating Unit : All
 Organization Code (UACS) : 24 008 0100000
 Fund Cluster : 01 - Regular Agency Fund

Particulars	CURRENT YEAR'S BUDGET					PRIOR YEAR'S BUDGET				
	PS	MOOE	FinEx	CO	TOTAL	PRIOR YEAR'S ACCOUNTS PAYABLE				
	(2)	(3)	(4)	(5)	6=(2+3+4+5)	(7)	(8)	(9)	(10)	11=(7+8+9+10)
CASH DISBURSEMENTS	148,752,007.44	289,382,855.63	-	-	438,134,863.07	459,571.60	90,563,865.20	-	34,270.00	91,057,706.80
Notice of Cash Allocations	145,589,159.01	283,506,774.08	-	-	429,095,933.09	457,894.78	90,530,171.78	-	34,270.00	91,022,336.56
MDS Checks Issued	5,351,041.31	7,345,450.55	-	-	12,696,491.86	-	5,827,688.46	-	-	5,827,688.46
Advice to Debit Account	140,238,117.70	276,161,323.53	-	-	416,399,441.23	457,894.78	84,702,483.32	-	34,270.00	85,194,648.10
Notice of Transfer Allocations (NTA)	3,162,848.43	5,876,081.55	-	-	9,038,929.98	1,676.82	33,693.42	-	-	35,370.24
MDS Checks Issued	1,262,696.34	1,357,905.30	-	-	2,620,601.64	-	33,693.42	-	-	33,693.42
Advice to Debit Account	1,900,152.09	4,518,176.25	-	-	6,418,328.34	1,676.82	-	-	-	1,676.82
Working Fund for FAPS	-	-	-	-	-	-	-	-	-	-
Cash Disbursement Ceiling (CDC)	-	-	-	-	-	-	-	-	-	-
TOTAL CASH DISBURSEMENTS	148,752,007.44	289,382,855.63	-	-	438,134,863.07	459,571.60	90,563,865.20	-	34,270.00	91,057,706.80
NON-CASH DISBURSEMENTS	7,102,561.60	3,352,163.74	-	-	10,454,725.34	2,863.36	1,815,341.53	-	-	1,818,204.89
Tax Remittance Advices Issued (TRA)	7,102,561.60	3,352,163.74	-	-	10,454,725.34	2,863.36	1,815,341.53	-	-	1,818,204.89
Non-Cash Availment Authority (NCAA)	-	-	-	-	-	-	-	-	-	-
Disbursements effected through outright deductions from claims	-	-	-	-	-	-	-	-	-	-
Overpayment of expenses	-	-	-	-	-	-	-	-	-	-
Restitution for loss of government property	-	-	-	-	-	-	-	-	-	-
Liquidated damages and similar claims	-	-	-	-	-	-	-	-	-	-
Others (TEF,BTr-Documentary Stamp Tax, etc.)	-	-	-	-	-	-	-	-	-	-
TOTAL NON-CASH DISBURSEMENTS	7,102,561.60	3,352,163.74	-	-	10,454,725.34	2,863.36	1,815,341.53	-	-	1,818,204.89
GRAND TOTAL	155,854,569.04	292,735,019.37	-	-	448,589,588.41	462,434.96	92,379,206.73	-	34,270.00	92,875,911.69

SUMMARY

Particulars	Previous Report	Current Month	As of Date
(1)	(2)	(3)	(4)
Total Disbursement Authorities Received	598,738,760.13	858,101,252.25	1,456,840,012.38
NCA	511,541,000.00	652,150,223.00	1,163,691,223.00
NTA	6,135,060.00	193,383,604.79	199,518,664.79
Working Fund	-	-	-
TRA	81,062,700.13	12,567,424.46	93,630,124.59
CDC	-	-	-
NCAA	-	-	-
Less: Notice of Transfer Allocation (NTA) issued*	6,135,060.00	193,383,604.79	199,518,664.79
Total Disbursements Authorities Available	592,603,700.13	664,717,647.46	1,257,321,347.59
Less:	-	-	-
Lapsed NCA	-	-	-
Disbursements	361,592,290.67	553,916,021.21	915,508,311.88
Less: Other Non-Cash Disbursements	15,020.00	-	15,020.00
Disbursements effected through outright deductions from claims	-	-	-
Overpayment of expenses	-	-	-
Restitution for loss of government property	-	-	-
Liquidated damages and similar claims	-	-	-
Others (TEF,BTr-Documentary Stamp Tax, etc.)	15,020.00	-	15,020.00
Add/Less: Adjustments (e.g. cancelled/staled checks)	-	-	-
Balance of Disbursements Authorities to date	231,026,429.46	110,801,626.25	341,828,055.71
Total Disbursements Program	592,618,720.13	664,717,647.46	1,257,336,367.59
Less: Actual Disbursements	361,592,290.67	553,916,021.21	915,508,311.88
(Over)/Under spending	231,026,429.46	110,801,626.25	341,828,055.71

Department : National Economic and Development Authority (NEDA)
Agency : Philippine Statistics Authority
Operating Unit : All
Organization Code (UACS) : 24 008 0100000
Fund Cluster : 01 - Regular Agency Fund

Particulars	PRIOR YEAR'S BUDGET						SUB-TOTAL	TRUST LIABILITIES				GRAND TOTAL					Remarks
	CURRENT YEARS ACCOUNTS PAYABLE					TOTAL		PS	MOOE	CO	TOTAL	PS	MOOE	FinEx	CO	TOTAL	
	PS	MOOE	FinEx	CO	Sub-Total												
(1)	(12)	(13)	(14)	(15)	16=(12+13+14+15)	17=(11+16)	18=(6+17)	(19)	(20)	(21)	=(19+20+21)	(23)	(24)	(25)	(26)	27=(23+24+25+26)	(28)
CASH DISBURSEMENTS	-	12,156,026.88	-	-	12,156,026.88	103,213,733.68	541,348,596.75	-	-	-	-	149,211,579.04	392,102,747.71	-	34,270.00	541,348,596.75	
Notice of Cash Allocations	-	12,147,226.88	-	-	12,147,226.88	103,169,563.44	532,265,496.53	-	-	-	-	146,047,053.79	386,184,172.74	-	34,270.00	532,265,496.53	
MDS Checks Issued	-	20,730.50	-	-	20,730.50	5,848,418.96	18,544,910.82	-	-	-	-	5,351,041.31	13,193,869.51	-	-	18,544,910.82	
Advice to Debit Account	-	12,126,496.38	-	-	12,126,496.38	97,321,144.48	513,720,585.71	-	-	-	-	140,696,012.48	372,990,303.23	-	34,270.00	513,720,585.71	
Notice of Transfer Allocations (NTA)	-	8,800.00	-	-	8,800.00	44,170.24	9,083,100.22	-	-	-	-	3,164,525.25	5,918,574.97	-	-	9,083,100.22	
MDS Checks Issued	-	8,800.00	-	-	8,800.00	42,493.42	2,663,095.06	-	-	-	-	1,262,696.34	1,400,398.72	-	-	2,663,095.06	
Advice to Debit Account	-	-	-	-	-	1,676.82	6,420,005.16	-	-	-	-	1,901,828.91	4,518,176.25	-	-	6,420,005.16	
Working Fund for FAPS	-	-	-	-	-	-	-	-	-	-	-	-	-	-	-	-	
Cash Disbursement Ceiling (CDC)	-	-	-	-	-	-	-	-	-	-	-	-	-	-	-	-	
TOTAL CASH DISBURSEMENTS	-	12,156,026.88	-	-	12,156,026.88	103,213,733.68	541,348,596.75	-	-	-	-	149,211,579.04	392,102,747.71	-	34,270.00	541,348,596.75	
NON-CASH DISBURSEMENTS	-	294,494.23	-	-	294,494.23	2,112,699.12	12,567,424.46	-	-	-	-	7,105,424.96	5,461,999.50	-	-	12,567,424.46	
Tax Remittance Advices Issued (TRA)	-	294,494.23	-	-	294,494.23	2,112,699.12	12,567,424.46	-	-	-	-	7,105,424.96	5,461,999.50	-	-	12,567,424.46	
Non-Cash Availment Authority (NCAA)	-	-	-	-	-	-	-	-	-	-	-	-	-	-	-	-	
Disbursements effected through outright deductions from claims	-	-	-	-	-	-	-	-	-	-	-	-	-	-	-	-	
Overpayment of expenses	-	-	-	-	-	-	-	-	-	-	-	-	-	-	-	-	
Restitution for loss of government property	-	-	-	-	-	-	-	-	-	-	-	-	-	-	-	-	
Liquidated damages and similar claims	-	-	-	-	-	-	-	-	-	-	-	-	-	-	-	-	
Others (TEF,BTr-Documentary Stamp Tax, etc.)	-	-	-	-	-	-	-	-	-	-	-	-	-	-	-	-	
TOTAL NON-CASH DISBURSEMENTS	-	294,494.23	-	-	294,494.23	2,112,699.12	12,567,424.46	-	-	-	-	7,105,424.96	5,461,999.50	-	-	12,567,424.46	
GRAND TOTAL	-	12,450,521.11	-	-	12,450,521.11	105,326,432.80	553,916,021.21	-	-	-	-	156,317,004.00	397,564,747.21	-	34,270.00	553,916,021.21	

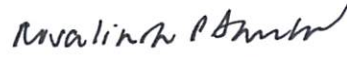

Certified Correct:


ELIZABETH B. ONAG
Chief Accountant
Accounting Division

Recommending Approval:


SOCRATES L. RAMORES
Assistant National Statistician
Finance and Administrative Services

Approved by:


ROSALINDA P. BAUTISTA
Deputy National Statistician
PhilSys Registry Office
CLAIRE DENNIS S. MAPA, PhD
Undersecretary
National Statistician and Civil Registrar General