

FAR No. 1-A

SUMMARY OF APPROPRIATIONS, ALLOTMENTS, OBLIGATIONS AND BALANCES BY OBJECT OF EXPENDITURES

As at the Quarter Ending March 31, 2021

Department: National Economic and Development Authority (NEDA)

Agency/Entity: Philippine Statistics Authority

Operating Unit: Central Office

Organization Code: 24008010000

Fund Cluster: 01 Regular Agency Fund

Particulars	UACS CODE	Appropriations			Allotments				
		Authorized Appropriations	Adjustments (Transfer To/From, Modifications/ Augmentation)	Adjusted Appropriations	Allotments Received	Adjustments (Reductions, Modifications/ Augmentations)	Transfer To	Transfer From	Adjusted Allotments
1	2	3	4	5=(3+4)	6	7	8	9	10=[{6+(-)7}-8+9]
A. AGENCY SPECIFIC BUDGET		7,143,907,000.00	0.00	7,143,907,000.00	6,943,907,000.00	0.00	-	-	6,943,907,000.00
Personnel Services		392,898,000.00	-	392,898,000.00	392,898,000.00	-	-	-	392,898,000.00
Salaries and Wages									-
Basic Salary - Civilian	5010101001	287,388,000.00	(602,994.40)	286,785,005.60	287,388,000.00	(602,994.40)	-	-	286,785,005.60
PERA - Civilian	5010201001	15,696,000.00		15,696,000.00	15,696,000.00	-	-	0.00	15,696,000.00
Representation Allowance (RA)	5010202000	3,144,000.00		3,144,000.00	3,144,000.00	-	0.00	0.00	3,144,000.00
Transportation Allowance (TA)	5010203001	3,144,000.00		3,144,000.00	3,144,000.00	-	0.00	0.00	3,144,000.00
Clothing/Uniform Allowance - Civilian	5010204001	3,924,000.00		3,924,000.00	3,924,000.00	-	0.00	0.00	3,924,000.00
Quartres's Allowance				-	-	-			-
Hazard Pay				-	-	-			-
Overtime	5010213001		602,994.40	602,994.40	-	602,994.40			602,994.40
Per Diems-Civilian		7,410,000.00		7,410,000.00	7,410,000.00	-			7,410,000.00
Bonus - Civilian	5010214001	23,951,000.00		23,951,000.00	23,951,000.00	-	0.00	0.00	23,951,000.00
Cash Gift - Civilian	5010215001	3,270,000.00		3,270,000.00	3,270,000.00	-	0.00	0.00	3,270,000.00
Productivity Enhancement Incentive - Civilian	5010299012	3,270,000.00		3,270,000.00	3,270,000.00	-	0.00	0.00	3,270,000.00
Mid-Year Bonus - Civilian	5010299036	23,951,000.00		23,951,000.00	23,951,000.00	-	0.00	0.00	23,951,000.00
Personnel Benefit Contributions				-	-	-			-
Pag-IBIG - Civilian	5010302001	786,000.00		786,000.00	786,000.00	-	0.00	0.00	786,000.00
PhilHealth - Civilian	5010303001	3,178,000.00		3,178,000.00	3,178,000.00	-	0.00	0.00	3,178,000.00
ECIP - Civilian	5010304001	786,000.00		786,000.00	786,000.00	-	0.00	0.00	786,000.00
Terminal Leave	5010301000	12,281,000.00		12,281,000.00	12,281,000.00	-	-	-	12,281,000.00
Terminal Leave (Without SARO)				-	-	-			-
Other Personnel Benefits				-	-	-			-
Lump-sum for Step Increments - Length of	5010499010	719,000.00		719,000.00	719,000.00	-	0.00	0.00	719,000.00
Loyalty				-	-	-			-
Collective Negotiation Incentive				-	-	-			-




Particulars	UACS CODE	Appropriations			Allotments				
		Authorized Appropriations	Adjustments (Transfer To/From, Modifications/ Augmentation)	Adjusted Appropriations	Allotments Received	Adjustments (Reductions, Modifications/ Augmentations)	Transfer To	Transfer From	Adjusted Allotments
Maintenance and Other Operating Expenses		5,472,513,000.00	0.00	5,472,513,000.00	5,272,513,000.00	0.00	-	-	5,272,513,000.00
Traveling Expenses - Local	5020101000	225,778,000.00		225,778,000.00	225,778,000.00	-	0.00	0.00	225,778,000.00
Traveling Expenses - Foreign	5020102000	1,678,000.00		1,678,000.00	1,678,000.00	-	0.00	0.00	1,678,000.00
Training Expenses	5020201002	1,252,961,000.00		1,252,961,000.00	1,252,961,000.00	-	0.00	0.00	1,252,961,000.00
ICT Training		10,198,000.00		10,198,000.00	10,198,000.00	-	0.00	0.00	10,198,000.00
Office Supplies Expenses	5020301002	50,888,000.00		50,888,000.00	50,888,000.00	-	0.00	0.00	50,888,000.00
Accountable Forms		30,770,000.00		30,770,000.00	30,770,000.00	-	0.00	0.00	30,770,000.00
ICT Supplies		17,475,000.00		17,475,000.00	17,475,000.00	-	0.00	0.00	17,475,000.00
Fuel, Oil and Lubricants Expenses	5020309000	6,909,000.00		6,909,000.00	6,909,000.00	-	0.00	0.00	6,909,000.00
Semi-Expendable Office Equipment		165,000.00		165,000.00	165,000.00	-	0.00	0.00	165,000.00
Semi-Expendable Office Equipment ICT		14,661,000.00		14,661,000.00	14,661,000.00	-	0.00	0.00	14,661,000.00
Semi-Expendable Communication Equipment		4,297,000.00		4,297,000.00	4,297,000.00	-	0.00	0.00	4,297,000.00
Semi-Expendable Printing Equipment		1,204,309,000.00	(286,800.00)	1,204,022,200.00	1,204,309,000.00	(286,800.00)	0.00	0.00	1,204,022,200.00
Semi-Expendable Machinery Equipment				-	-	-	0.00	0.00	-
Semi-Expendable Furniture & Fixture				-	-	-	0.00	0.00	-
Semi-Expendable Other Machinery Equipment		53,000.00	286,800.00	339,800.00	53,000.00	286,800.00	0.00	0.00	339,800.00
Other Supplies and Materials Expenses	5020399000	13,672,000.00		13,672,000.00	13,672,000.00	-	0.00	0.00	13,672,000.00
Water Expenses	5020401000	23,777,000.00		23,777,000.00	23,777,000.00	-	0.00	0.00	23,777,000.00
Electricity Expenses	5020402000	59,185,000.00		59,185,000.00	59,185,000.00	-	0.00	0.00	59,185,000.00
Postage and Courier Services	5020501000	3,065,000.00		3,065,000.00	3,065,000.00	-	0.00	0.00	3,065,000.00
Mobile	5020502001	19,882,000.00		19,882,000.00	19,882,000.00	-	0.00	0.00	19,882,000.00
Landline	5020502002	12,940,000.00		12,940,000.00	12,940,000.00	-	0.00	0.00	12,940,000.00
Internet Subscription Expenses	5020503000	32,648,000.00		32,648,000.00	32,648,000.00	-	0.00	0.00	32,648,000.00
ICT Research Exploration & Dev't Expenses				-	-	-	0.00	0.00	-
Legal	5021101000	255,000.00		255,000.00	255,000.00	-	0.00	0.00	255,000.00
Consultancy	5021103000	1,222,007,000.00		1,222,007,000.00	1,222,007,000.00	-	0.00	0.00	1,222,007,000.00
ICT Consultancy	5021103000			-	-	-	0.00	0.00	-
Other Professional Services	5021199000	208,058,000.00		208,058,000.00	8,058,000.00	-	0.00	0.00	8,058,000.00
Extraordinary and Miscellaneous Expenses	5021003000	3,289,000.00		3,289,000.00	3,289,000.00	-	0.00	0.00	3,289,000.00
Janitorial Services	5021202000	16,263,000.00		16,263,000.00	16,263,000.00	-	0.00	0.00	16,263,000.00
Security Services	5021203000	125,226,000.00		125,226,000.00	125,226,000.00	-	0.00	0.00	125,226,000.00
Other General Services	5021299099	534,998,000.00		534,998,000.00	534,998,000.00	-	0.00	0.00	534,998,000.00
Hazard Pay				-	-	-	0.00	0.00	-
RM-Building		12,451,000.00		12,451,000.00	12,451,000.00	-	0.00	0.00	12,451,000.00
RM-Office Equipment		495,000.00		495,000.00	495,000.00	-	0.00	0.00	495,000.00
RM - Other Machinery and Equipment		5,000.00		5,000.00	5,000.00	-	0.00	0.00	5,000.00
RM- ICT Equipment	5021305003	57,338,000.00		57,338,000.00	57,338,000.00	-	0.00	0.00	57,338,000.00
RM- Motor Vehicles	5021306001	1,250,000.00		1,250,000.00	1,250,000.00	-	0.00	0.00	1,250,000.00
RM- Furnitures & Fixtures	5021307000	22,000.00		22,000.00	22,000.00	-	0.00	0.00	22,000.00
RM-Leased Assets Improvements	5021309002			-	-	-	0.00	0.00	-
Taxes, Duties, and Licenses			498,914.00	498,914.00		498,914.00	0.00	0.00	498,914.00
RM-Transportation Equipment				-	-	-	0.00	0.00	-
Fidelity Bond Premiums	5021502000	867,000.00		867,000.00	867,000.00	-	0.00	0.00	867,000.00
Insurance Expenses	5021503000	1,353,000.00	(498,914.00)	854,086.00	1,353,000.00	(498,914.00)	0.00	0.00	854,086.00

AS

Particulars	UACS CODE	Appropriations			Allotments				
		Authorized Appropriations	Adjustments (Transfer To/From, Modifications/ Augmentation)	Adjusted Appropriations	Allotments Received	Adjustments (Reductions, Modifications/ Augmentations)	Transfer To	Transfer From	Adjusted Allotments
Advertising Expenses	5029901000	414,000.00		414,000.00	414,000.00	-	0.00	0.00	414,000.00
Printing and Publication Expenses	5029902000	106,717,000.00		106,717,000.00	106,717,000.00	-	0.00	0.00	106,717,000.00
Representation Expenses	5029903000	4,809,000.00		4,809,000.00	4,809,000.00	-	0.00	0.00	4,809,000.00
Transportation and Delivery Expenses	5029904000	369,000.00		369,000.00	369,000.00	-	0.00	0.00	369,000.00
Rents - Building and Structures	5029905001	31,938,000.00	4,170,548.94	36,108,548.94	31,938,000.00	4,170,548.94	0.00	0.00	36,108,548.94
Rents - Office Space				-	-	-	0.00	0.00	-
Rents - Expense Machine				-	-	-	0.00	0.00	-
Rent - Equipment		5,714,000.00	(4,287,163.48)	1,426,836.52	5,714,000.00	(4,287,163.48)	0.00	0.00	1,426,836.52
Rent - Motor Vehicle	5029905003	420,000.00	116,614.54	536,614.54	420,000.00	116,614.54	0.00	0.00	536,614.54
Library and Other Reading Materials Subscription		3,635,000.00		3,635,000.00	3,635,000.00	-	0.00	0.00	3,635,000.00
Other Subscription Expenses	5029907099	5,293,000.00		5,293,000.00	5,293,000.00	-	0.00	0.00	5,293,000.00
ICT Subscription		72,395,000.00		72,395,000.00	72,395,000.00	-	0.00	0.00	72,395,000.00
Cloud Computing Service		10,000.00		10,000.00	10,000.00	-	0.00	0.00	10,000.00
Membership Dues, Contribution to Organizations		135,000.00		135,000.00	135,000.00	-	0.00	0.00	135,000.00
Other Maintenance and Operating Expenses	5029999099	71,476,000.00		71,476,000.00	71,476,000.00	-	0.00	0.00	71,476,000.00
B. AUTOMATIC APPROPRIATIONS		34,487,000.00	-	34,487,000.00	34,487,000.00	-	-	-	34,487,000.00
Total RLIP		34,487,000.00	-	34,487,000.00	34,487,000.00	-	-	-	34,487,000.00
Retirement Life Insurance Plan		34,487,000.00		34,487,000.00	34,487,000.00	-			34,487,000.00
SARO-BMB-A-20-0002697- RLIP 1st Tranche/ withdrawal (BMB-A-20-0010111				-	-	-			-
Pension and Gratuity Fund				-	-	-			-
MPBF		-	-	-	-	-	-	-	-
BMB-A-20-0002694 - 1st Tranche Salary				-	-	-			-
									-
C. CAPITAL OUTLAY		1,278,496,000.00	-	1,278,496,000.00	1,278,496,000.00	-	-	-	1,278,496,000.00
Construction of Building		11,115,000.00		11,115,000.00	11,115,000.00	-			11,115,000.00
ICT equipment		1,192,009,000.00		1,192,009,000.00	1,192,009,000.00	-			1,192,009,000.00
ICT Software		38,821,000.00		38,821,000.00	38,821,000.00	-			38,821,000.00
Communication Equipment		12,669,000.00		12,669,000.00	12,669,000.00	-			12,669,000.00
Machinery and Equipment				-	-	-			-
Printing		23,882,000.00		23,882,000.00	23,882,000.00	-			23,882,000.00
Furniture & Fixtures				-	-	-			-
Other Machinery & Equipment				-	-	-			-
Other Transportation Equipment				-	-	-			-
GRAND TOTAL		7,178,394,000.00	0.00	7,178,394,000.00	6,978,394,000.00	0.00	-	-	6,978,394,000.00

FAR No. 1-A
SUMMARY OF APPROPRIATIONS, ALLOTMENTS, OBLIGATIONS AND E
As at the Quarter Ending March 31, 2021
Department: National Economic and Development Authority (NEDA)
Agency/Entity: Philippine Statistics Authority
Operating Unit: Central Office
Organization Code: 24008010000
Fund Cluster: 01 Regular Agency Fund

Particulars	UACS CODE	Obligations		Disbursements		Unreleased Appropriations	Unobligated Allotments	Unpaid Obligations	
		1st Quarter Ending March 31	TOTAL	1st Quarter Ending March 31	TOTAL			Due and Demandable	Not Yet Due and Demandable
1	2	11	15=(11+12+13+14)	16	20=(16+17+18+19)	21=(5-10)	22=(10-15)	23	24
A. AGENCY SPECIFIC BUDGET		767,051,855.11	767,051,855.11	297,465,325.67	297,465,325.67	200,000,000.00	6,176,855,144.89	-	469,586,529.44
Personnel Services		85,050,311.82	85,050,311.82	66,923,376.77	66,923,376.77	-	307,847,688.18	-	18,126,935.05
Salaries and Wages									
Basic Salary - Civilian	5010101001	77,266,251.21	77,266,251.21	59,982,302.36	59,982,302.36	-	209,518,754.39		17,283,948.85
PERA - Civilian	5010201001	4,177,636.36	4,177,636.36	4,177,636.36	4,177,636.36	-	11,518,363.64		-
Representation Allowance (RA)	5010202000	987,500.00	987,500.00	497,500.00	497,500.00	-	2,156,500.00		490,000.00
Transportation Allowance (TA)	5010203001	566,000.00	566,000.00	227,000.00	227,000.00	-	2,578,000.00		339,000.00
Clothing/Uniform Allowance - Civilian	5010204001		-		-	-	3,924,000.00		-
Quartres's Allowance			-		-	-	-		-
Hazard Pay			-		-	-	-		-
Overtime	5010213001	602,994.40	602,994.40	590,016.77	590,016.77	-	-		12,977.63
Per Diems-Civilian			-		-	-	7,410,000.00		-
Bonus - Civilian	5010214001		-		-	-	23,951,000.00		-
Cash Gift - Civilian	5010215001		-		-	-	3,270,000.00		-
Productivity Enhancement Incentive - Civilian	5010299012		-		-	-	3,270,000.00		-
Mid-Year Bonus - Civilian	5010299036		-		-	-	23,951,000.00		-
Personnel Benefit Contributions			-		-	-	-		-
Pag-IBIG - Civilian	5010302001	208,700.00	208,700.00	208,700.00	208,700.00	-	577,300.00		-
PhilHealth - Civilian	5010303001	1,031,193.73	1,031,193.73	1,031,193.73	1,031,193.73	-	2,146,806.27		-
ECIP - Civilian	5010304001	208,800.00	208,800.00	208,800.00	208,800.00	-	577,200.00		-
Terminal Leave	5010301000		-		-	-	12,281,000.00		-
Terminal Leave (Without SARO)			-		-	-	-		-
Other Personnel Benefits			-		-	-	-		-
Lump-sum for Step Increments - Length of	5010499010	1,236.12	1,236.12	227.55	227.55	-	717,763.88		1,008.57
Loyalty			-		-	-	-		-
Collective Negotiation Incentive			-		-	-	-		-


cf


Particulars	UACS CODE	Obligations		Disbursements		Balances			
		1st Quarter Ending March 31	TOTAL	1st Quarter Ending March 31	TOTAL	Unreleased Appropriations	Unobligated Allotments	Unpaid Obligations	
								Due and Demandable	Not Yet Due and Demandable
Maintenance and Other Operating Expenses		670,428,543.29	670,428,543.29	230,541,948.90	230,541,948.90	200,000,000.00	4,602,084,456.71	-	439,886,594.39
Traveling Expenses - Local	5020101000	5,830,863.11	5,830,863.11	4,383,708.00	4,383,708.00	-	219,947,136.89		1,447,155.11
Traveling Expenses - Foreign	5020102000	-	-	-	-	-	1,678,000.00		-
Training Expenses	5020201002	50,909,996.00	50,909,996.00	48,654,987.94	48,654,987.94	-	1,202,051,004.00		2,255,008.06
ICT Training		-	-	-	-	-	10,198,000.00		-
Office Supplies Expenses	5020301002	7,466,045.08	7,466,045.08	3,625,629.14	3,625,629.14	-	43,421,954.92		3,840,415.94
Accountable Forms		-	-	-	-	-	30,770,000.00		-
ICT Supplies		32,198.00	32,198.00	-	-	-	17,442,802.00		32,198.00
Fuel, Oil and Lubricants Expenses	5020309000	1,249,025.57	1,249,025.57	1,201,394.57	1,201,394.57	-	5,659,974.43		47,631.00
Semi-Expendable Office Equipment		-	-	-	-	-	165,000.00		-
Semi-Expendable Office Equipment ICT		281,820.00	281,820.00	32,198.00	32,198.00	-	14,379,180.00		249,622.00
Semi-Expendable Communication Equipment		-	-	-	-	-	4,297,000.00		-
Semi-Expendable Printing Equipment		-	-	-	-	-	1,204,022,200.00		-
Semi-Expendable Machinery Equipment		-	-	-	-	-	-		-
Semi-Expendable Furniture & Fixture		-	-	-	-	-	-		-
Semi-Expendable Other Machinery Equipment		339,800.00	339,800.00	11,659.00	11,659.00	-	-		328,141.00
Other Supplies and Materials Expenses	5020399000	4,878,914.88	4,878,914.88	2,230,805.88	2,230,805.88	-	8,793,085.12		2,648,109.00
Water Expenses	5020401000	1,423,452.81	1,423,452.81	975,760.42	975,760.42	-	22,353,547.19		447,692.39
Electricity Expenses	5020402000	28,073,529.19	28,073,529.19	3,777,651.56	3,777,651.56	-	31,111,470.81		24,295,877.63
Postage and Courier Services	5020501000	1,020,494.00	1,020,494.00	975,994.00	975,994.00	-	2,044,506.00		44,500.00
Mobile	5020502001	1,457,404.09	1,457,404.09	347,119.79	347,119.79	-	18,424,595.91		1,110,284.30
Landline	5020502002	6,274,061.93	6,274,061.93	432,814.80	432,814.80	-	6,665,938.07		5,841,247.13
Internet Subscription Expenses	5020503000	1,099,732.00	1,099,732.00	1,030,268.80	1,030,268.80	-	31,548,268.00		69,463.20
ICT Research Exploration & Dev't Expenses		-	-	-	-	-	-		-
Legal	5021101000	500.00	500.00	500.00	500.00	-	254,500.00		-
Consultancy	5021103000	-	-	-	-	-	1,222,007,000.00		-
ICT Consultancy	5021103000	-	-	-	-	-	-		-
Other Professional Services	5021199000	-	-	-	-	200,000,000.00	8,058,000.00		-
Extraordinary and Miscellaneous Expenses	5021003000	544,300.00	544,300.00	521,700.00	521,700.00	-	2,744,700.00		22,600.00
Janitorial Services	5021202000	1,449,350.48	1,449,350.48	1,164,976.57	1,164,976.57	-	14,813,649.52		284,373.91
Security Services	5021203000	16,446,321.63	16,446,321.63	13,590,946.97	13,590,946.97	-	108,779,678.37		2,855,374.66
Other General Services	5021299099	483,247,626.79	483,247,626.79	121,497,272.51	121,497,272.51	-	51,750,373.21		361,750,354.28
Hazard Pay		-	-	-	-	-	-		-
RM-Building		1,490.00	1,490.00	1,490.00	1,490.00	-	12,449,510.00		-
RM-Office Equipment		13,079.00	13,079.00	-	-	-	481,921.00		13,079.00
RM - Other Machinery and Equipment		-	-	-	-	-	5,000.00		-
RM- ICT Equipment	5021305003	6,949,488.34	6,949,488.34	800.00	800.00	-	50,388,511.66		6,948,688.34
RM- Motor Vehicles	5021306001	408,404.25	408,404.25	384,720.00	384,720.00	-	841,595.75		23,684.25
RM- Furnitures & Fixtures	5021307000	-	-	-	-	-	22,000.00		-
RM-Leased Assets Improvements	5021309002	-	-	-	-	-	-		-
Taxes, Duties, and Licenses		498,914.00	498,914.00	498,914.00	498,914.00	-	-		-
RM-Transportation Equipment		-	-	-	-	-	-		-
Fidelity Bond Premiums	5021502000	286,991.25	286,991.25	286,428.75	286,428.75	-	580,008.75		562.50
Insurance Expenses	5021503000	41,440.58	41,440.58	41,440.58	41,440.58	-	812,645.42		-

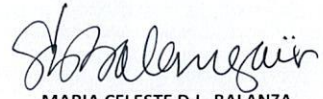
df SS

Particulars	UACS CODE	Obligations		Disbursements		Balances			
		1st Quarter Ending March 31	TOTAL	1st Quarter Ending March 31	TOTAL	Unreleased Appropriations	Unobligated Allotments	Due and Demandable	Not Yet Due and Demandable
Advertising Expenses	5029901000	-	-	-	-	-	414,000.00	-	-
Printing and Publication Expenses	5029902000	3,832,020.00	3,832,020.00	1,841,810.00	1,841,810.00	-	102,884,980.00	-	1,990,210.00
Representation Expenses	5029903000	893,307.93	893,307.93	853,232.78	853,232.78	-	3,915,692.07	-	40,075.15
Transportation and Delivery Expenses	5029904000	-	-	-	-	-	369,000.00	-	-
Rents - Building and Structures	5029905001	36,108,548.94	36,108,548.94	20,483,154.87	20,483,154.87	-	-	-	15,625,394.07
Rents - Office Space		-	-	-	-	-	-	-	-
Rents - Expense Machine		-	-	-	-	-	-	-	-
Rent - Equipment		-	-	-	-	-	1,426,836.52	-	-
Rent - Motor Vehicle	5029905003	536,614.54	536,614.54	-	-	-	-	-	536,614.54
Library and Other Reading Materials Subscription		4,599.00	4,599.00	-	-	-	3,630,401.00	-	4,599.00
Other Subscription Expenses	5029907099	-	-	-	-	-	5,293,000.00	-	-
ICT Subscription		41,746.90	41,746.90	-	-	-	72,353,253.10	-	41,746.90
Cloud Computing Service		-	-	-	-	-	10,000.00	-	-
Membership Dues, Contribution to Organizations		-	-	-	-	-	135,000.00	-	-
Other Maintenance and Operating Expenses	5029999099	8,786,463.00	8,786,463.00	1,694,569.97	1,694,569.97	-	62,689,537.00	-	7,091,893.03
B. AUTOMATIC APPROPRIATIONS		9,114,059.66	9,114,059.66	9,090,233.56	9,090,233.56	-	25,372,940.34	-	23,826.10
Total RLIP		9,114,059.66	9,114,059.66	9,090,233.56	9,090,233.56	-	25,372,940.34	-	23,826.10
Retirement Life Insurance Plan		9,114,059.66	9,114,059.66	9,090,233.56	9,090,233.56	-	25,372,940.34	-	23,826.10
SARO-BMB-A-20-0002697- RLIP 1st Tranche/ withdrawal (BMB-A-20-0010111		-	-	-	-	-	-	-	-
Pension and Gratuity Fund		-	-	-	-	-	-	-	-
MPBF		-	-	-	-	-	-	-	-
BMB-A-20-0002694 - 1st Tranche Salary		-	-	-	-	-	-	-	-
		-	-	-	-	-	-	-	-
		-	-	-	-	-	-	-	-
C. CAPITAL OUTLAY		11,573,000.00	11,573,000.00	-	-	-	1,266,923,000.00	-	11,573,000.00
Construction of Building		11,115,000.00	11,115,000.00	-	-	-	-	-	11,115,000.00
ICT equipment		458,000.00	458,000.00	-	-	-	1,191,551,000.00	-	458,000.00
ICT Software		-	-	-	-	-	38,821,000.00	-	-
Communication Equipment		-	-	-	-	-	12,669,000.00	-	-
Machinery and Equipment		-	-	-	-	-	-	-	-
Printing		-	-	-	-	-	23,882,000.00	-	-
Furniture & Fixtures		-	-	-	-	-	-	-	-
Other Machinery & Equipment		-	-	-	-	-	-	-	-
Other Transportation Equipment		-	-	-	-	-	-	-	-
GRAND TOTAL		776,165,914.77	776,165,914.77	306,555,559.23	306,555,559.23	200,000,000.00	6,202,228,085.23	-	469,610,355.54


Prepared by:


 FELY V. COLLADO
 OIC, Budget Division

Certified Correct:


 MARIA CELESTE D.L. BALANZA
 OIC -Accounting Division

Approved By:


 CLAIRE DENNIS S. MAPA, Ph. D.
 Undersecretary
 National Statistician and Civil Registrar General