



REPUBLIC OF THE PHILIPPINES
PHILIPPINE STATISTICS AUTHORITY

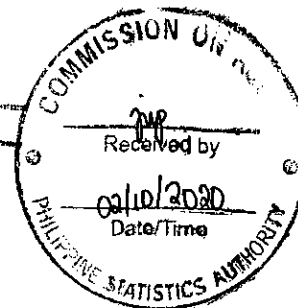
Reference No. 20FAS03-0041

10 February 2020

MS. LUZVI PANGAN-CHATTO
Assistant Commissioner
COA-Government Accountancy Office
Commonwealth Ave., Quezon City

Government Accountancy Office
Office of the Director
Fiscal Services

By: *[Signature]*
Date: 10 FEB 2020



Dear Madam,

We are transmitting the following Financial Accountability Reports (FAR) for the month of January 2020 as listed below:

- a) Central Office Monthly Report of Disbursement (FAR no. 4) – Regular Fund
- b) Consolidated RSSO Monthly Report of Disbursement (FAR no. 4) – Regular Fund
- c) ALL (combined Central Office and RSSO) Monthly Report of Disbursement (FAR no. 4) – Regular Fund

Please acknowledge receipt. Thank you.

Very truly yours,

MS. MARIA CELESTE D.L. BALANZA
Officer-in-Charge, Accounting Division *dlb*

ACKNOWLEDGMENT RECEIPT

MS. MARIA CELESTE D.L. BALANZA
Officer-in-Charge, Accounting Division
PSA

This is to acknowledge receipt of the reports as mentioned above

Received by: _____

Date Received: _____



Management System
ISO 9001:2015



www.tuv.com
ID: 0103640931

PSA Complex, East Avenue, Diliman, Quezon City, Philippines 1101
Telephone: (632) 8938-5267
URL: <https://psa.gov.ph/>
Email: info@psa.gov.ph



in following-up, pls. cite DMS ref #
2020-BA-0016905

REPUBLIC OF THE PHILIPPINES
DEPARTMENT OF BUDGET AND MANAGEMENT
GENERAL SOLANO STREET, SAN MIGUEL, MANILA

ACKNOWLEDGEMENT RECEIPT

The **DEPARTMENT OF BUDGET AND MANAGEMENT** hereby acknowledges the receipt of your letter/request which has been uploaded to the DBM-Document Management System and routed to the appropriate office/s with the following information:

Sender: PSA - PERSONAL DELIVERY

Document Title: NEDA-PSA-MONTLY REPORT OF DISBURSEMENTS FOR THE MONTH OF JANUARY 2020

Document Reference No: 2020-BA-0016905

Date and Time Uploaded: Monday, February 10, 2020 4:07:33 PM

Uploaded By: RECEIVING EDUARD NACIONAL, JR.

Routed To: BMB-A Christine P. Santos

CC:

Total no of pages received: 1 copy and 6 pages

The determination of the completeness of the documentary requirements submitted, if any, is subject to the evaluation of the technical person in charge.

This receipt is system generated and does not require signature.

Received by:



DOCUMENT
MANAGEMENT
SYSTEM


MONTHLY REPORT OF DISBURSEMENTS
For the month of January 2020

Department : National Economic and Development Authority (NEDA)
 Agency : Philippine Statistics Authority
 Operating Unit : Central Office
 Organization Code (UACS) : 24 008 0100000
 Fund Cluster : 01 - Regular Agency Fund

Particulars (1)	CURRENT YEAR'S BUDGET					PRIOR YEAR'S BUDGET				
	PS (2)	MOOE (3)	FinEx (4)	CO (5)	TOTAL 6=(2+3+4+5)	PRIOR YEAR'S ACCOUNTS PAYABLE				Sub-Total 11=(7+8+9+10)
						PS (7)	MOOE (8)	FinEx (9)	CO (10)	
CASH DISBURSEMENTS	19,979,351.36	9,575,459.58	-	-	29,554,810.94	405,278.57	14,397,225.88	-	-	14,802,504.45
Notice of Cash Allocations	19,979,351.36	9,575,459.58	-	-	29,554,810.94	405,278.57	14,397,225.88	-	-	14,802,504.45
MDS Checks Issued	1,999,298.84	586,004.70	-	-	2,585,303.54	82,562.40	1,441,779.00	-	-	1,524,341.40
Advice to Debit Account	17,980,052.52	8,989,454.88	-	-	26,969,507.40	322,716.17	12,955,446.88	-	-	13,278,163.05
Notice of Transfer Allocations (NTA)	-	-	-	-	-	-	-	-	-	-
MDS Checks Issued	-	-	-	-	-	-	-	-	-	-
Advice to Debit Account	-	-	-	-	-	-	-	-	-	-
Working Fund for FAPS	-	-	-	-	-	-	-	-	-	-
Cash Disbursement Ceiling (CDC)	-	-	-	-	-	-	-	-	-	-
TOTAL CASH DISBURSEMENTS	19,979,351.36	9,575,459.58	-	-	29,554,810.94	405,278.57	14,397,225.88	-	-	14,802,504.45
NON-CASH DISBURSEMENTS	2,239,172.21	20,196,099.29	-	-	22,435,271.50	-	1,578,396.84	-	1,661,584.86	3,239,981.70
Tax Remittance Advices Issued (TRA)	2,239,172.21	20,196,099.29	-	-	22,435,271.50	-	1,578,396.84	-	1,661,584.86	3,239,981.70
Non-Cash Availment Authority (NCAA)	-	-	-	-	-	-	-	-	-	-
Disbursements effected through outright deductions from claims	-	-	-	-	-	-	-	-	-	-
Overpayment of expenses	-	-	-	-	-	-	-	-	-	-
Restitution for loss of government property	-	-	-	-	-	-	-	-	-	-
Liquidated damages and similar claims	-	-	-	-	-	-	-	-	-	-
Others (TEF, BTr-Documentary Stamp Tax, etc.)	-	-	-	-	-	-	-	-	-	-
TOTAL NON-CASH DISBURSEMENTS	2,239,172.21	20,196,099.29	-	-	22,435,271.50	-	1,578,396.84	-	1,661,584.86	3,239,981.70
GRAND TOTAL	22,218,523.57	29,771,558.87	-	-	51,990,082.44	405,278.57	15,975,622.72	-	1,661,584.86	18,042,486.15

SUMMARY

Particulars (1)	Previous Report (2)	Current Month (3)	As of Date (4)
Total Disbursement Authorities Received	-	134,971,253.20	134,971,253.20
NCA	-	109,296,000.00	109,296,000.00
NTA	-	-	-
Working Fund	-	-	-
TRA	-	25,675,253.20	25,675,253.20
CDC	-	-	-
NCAA	-	-	-
Less: Notice of Transfer Allocation (NTA) issued*	-	41,908,082.50	41,908,082.50
Total Disbursements Authorities Available	-	93,063,170.70	93,063,170.70
Less:	-	-	-
Lapsed NCA Disbursements	-	70,032,568.59	70,032,568.59
Less: Other Non-Cash Disbursements	-	-	-
Disbursements effected through outright deductions from claims	-	-	-
Overpayment of expenses	-	-	-
Restitution for loss of government property	-	-	-
Liquidated damages and similar claims	-	-	-
Others (TEF, BTr-Documentary Stamp Tax, etc.)	-	-	-
Add/Less: Adjustments (e.g. cancelled/staled checks)	-	-	-
Balance of Disbursements Authorities to date	-	23,030,602.11	23,030,602.11
Total Disbursements Program	-	93,063,170.70	93,063,170.70
Less: Actual Disbursements	-	70,032,568.59	70,032,568.59
(Over)/Under spending	-	23,030,602.11	23,030,602.11




Handwritten signature and initials

Department : National Economic and Development Authority
 Agency : Philippine Statistics Authority
 Operating Unit : Central Office
 Organization Code (UACS) : 24 008 0100000
 Fund Cluster : 01 - Regular Agency Fund

Particulars (1)	PRIOR YEAR'S BUDGET					TOTAL 17=(11+16)	SUB-TOTAL 18=(6+17)	TRUST LIABILITIES				GRAND TOTAL					Remarks (28)	
	CURRENT YEARS ACCOUNTS PAYABLE							PS (19)	MOOE (20)	CO (21)	TOTAL (19+20+21)	PS (23)	MOOE (24)	FinEx (25)	CO (26)	TOTAL 27=(23+24+25+26)		
	PS (12)	MOOE (13)	FinEx (14)	CO (15)	Sub-Total (12+13+14+15)													
CASH DISBURSEMENTS	-	-	-	-	-	14,802,504.45	44,357,315.39	-	-	-	-	20,384,629.93	23,972,685.46	-	-	-	44,357,315.39	
Notice of Cash Allocations	-	-	-	-	-	14,802,504.45	44,357,315.39	-	-	-	-	20,384,629.93	23,972,685.46	-	-	-	44,357,315.39	
MDS Checks Issued	-	-	-	-	-	1,524,341.40	4,109,644.94	-	-	-	-	2,081,861.24	2,027,783.70	-	-	-	4,109,644.94	
Advice to Debit Account	-	-	-	-	-	13,278,163.05	40,247,670.45	-	-	-	-	18,302,768.69	21,944,901.76	-	-	-	40,247,670.45	
Notice of Transfer Allocations (NTA)	-	-	-	-	-	-	-	-	-	-	-	-	-	-	-	-	-	
MDS Checks Issued	-	-	-	-	-	-	-	-	-	-	-	-	-	-	-	-	-	
Advice to Debit Account	-	-	-	-	-	-	-	-	-	-	-	-	-	-	-	-	-	
Working Fund for FAPS	-	-	-	-	-	-	-	-	-	-	-	-	-	-	-	-	-	
Cash Disbursement Ceiling (CDC)	-	-	-	-	-	-	-	-	-	-	-	-	-	-	-	-	-	
TOTAL CASH DISBURSEMENTS	-	-	-	-	-	14,802,504.45	44,357,315.39	-	-	-	-	20,384,629.93	23,972,685.46	-	-	-	44,357,315.39	
NON-CASH DISBURSEMENTS	-	-	-	-	-	3,239,981.70	25,675,253.20	-	-	-	-	2,239,172.21	21,774,496.13	-	1,661,584.86	-	25,675,253.20	
Tax Remittance Advices Issued (TRA)	-	-	-	-	-	3,239,981.70	25,675,253.20	-	-	-	-	2,239,172.21	21,774,496.13	-	1,661,584.86	-	25,675,253.20	
Non-Cash Availment Authority (NCAA)	-	-	-	-	-	-	-	-	-	-	-	-	-	-	-	-	-	
Disbursements effected through outright deductions from claims	-	-	-	-	-	-	-	-	-	-	-	-	-	-	-	-	-	
Overpayment of expenses	-	-	-	-	-	-	-	-	-	-	-	-	-	-	-	-	-	
Restitution for loss of government property	-	-	-	-	-	-	-	-	-	-	-	-	-	-	-	-	-	
Liquidated damages and similar claims	-	-	-	-	-	-	-	-	-	-	-	-	-	-	-	-	-	
Others (TEF, BTR-Documentary Stamp Tax, etc.)	-	-	-	-	-	-	-	-	-	-	-	-	-	-	-	-	-	
TOTAL NON-CASH DISBURSEMENTS	-	-	-	-	-	3,239,981.70	25,675,253.20	-	-	-	-	2,239,172.21	21,774,496.13	-	1,661,584.86	-	25,675,253.20	
GRAND TOTAL	-	-	-	-	-	18,042,486.15	70,032,568.59	-	-	-	-	22,623,802.14	45,747,181.59	-	1,661,584.86	-	70,032,568.59	


Certified Correct:


 MARIA CELESTE D.L. BALANZA
 Accounting Division
 Officer-in-Charge

Recommending Approval:


 SOCRATES L. RAMORES
 Director II
 OIC, Finance and Administrative Services

Approved by:


 CLAIRE DENNIS S. MAPA Ph.D.
 Undersecretary
 National Statistician and Civil Registrar General


MONTHLY REPORT OF DISBURSEMENTS
For the month of January 2020

Department : National Economic and Development Authority (NEDA)
 Agency : Philippine Statistics Authority
 Operating Unit : Consolidated Regional Statistical Services Office
 Organization Code (UACS) : 24 008 0100000
 Fund Cluster : 01 - Regular Agency Fund

Particulars (1)	CURRENT YEAR'S BUDGET					PRIOR YEAR'S BUDGET				
	PS (2)	MOOE (3)	FinEx (4)	CO (5)	TOTAL 6=(2+3+4+5)	PRIOR YEAR'S ACCOUNTS PAYABLE				Sub-Total 11=(7+8+9+10)
						PS (7)	MOOE (8)	FinEx (9)	CO (10)	
CASH DISBURSEMENTS	57,458,510.38	42,539,353.42	-	-	99,997,863.80	2,075.72	63,820.63	-	-	65,896.35
Notice of Cash Allocations	56,010,327.84	42,108,551.94	-	-	98,118,879.78	2,075.72	54.69	-	-	2,130.41
MDS Checks Issued	8,113,386.99	6,658,385.67	-	-	14,771,772.66	-	54.69	-	-	54.69
Advice to Debit Account	47,896,940.85	35,450,166.27	-	-	83,347,107.12	2,075.72	-	-	-	2,075.72
Notice of Transfer Allocations (NTA)	1,448,182.54	430,801.48	-	-	1,878,984.02	-	63,765.94	-	-	63,765.94
NS Checks Issued	1,024,916.93	235,706.84	-	-	1,260,623.77	-	63,765.94	-	-	63,765.94
Advice to Debit Account	423,265.61	195,094.64	-	-	618,360.25	-	-	-	-	-
Working Fund for FAPS	-	-	-	-	-	-	-	-	-	-
Cash Disbursement Ceiling (CDC)	-	-	-	-	-	-	-	-	-	-
TOTAL CASH DISBURSEMENTS	57,458,510.38	42,539,353.42	-	-	99,997,863.80	2,075.72	63,820.63	-	-	65,896.35
NON-CASH DISBURSEMENTS	6,856,264.69	8,682,358.31	-	21,661.54	15,560,284.54	-	-	-	-	-
Tax Remittance Advices Issued (TRA)	6,856,264.69	8,682,358.31	-	21,661.54	15,560,284.54	-	-	-	-	-
Non-Cash Availment Authority (NCAA)	-	-	-	-	-	-	-	-	-	-
Disbursements effected through outright deductions from claims	-	-	-	-	-	-	-	-	-	-
Overpayment of expenses	-	-	-	-	-	-	-	-	-	-
Restitution for loss of government property	-	-	-	-	-	-	-	-	-	-
Liquidated damages and similar claims	-	-	-	-	-	-	-	-	-	-
Others (TEF, BTr-Documentary Stamp Tax, etc.)	-	-	-	-	-	-	-	-	-	-
TOTAL NON-CASH DISBURSEMENTS	6,856,264.69	8,682,358.31	-	21,661.54	15,560,284.54	-	-	-	-	-
GRAND TOTAL	64,314,775.07	51,221,711.73	-	21,661.54	115,558,148.34	2,075.72	63,820.63	-	-	65,896.35

SUMMARY

Particulars (1)	Previous Report (2)	Current Month (3)	As of Date (4)
Total Disbursement Authorities Received	-	183,329,381.86	183,329,381.86
NCA	-	122,380,655.00	122,380,655.00
NTA	-	45,385,822.13	45,385,822.13
Working Fund	-	-	-
TRA	-	15,562,904.73	15,562,904.73
CDC	-	-	-
NCAA	-	-	-
Less: Notice of Transfer Allocation (NTA) Issued*	-	3,477,739.63	3,477,739.63
Total Disbursements Authorities Available	-	179,851,642.23	179,851,642.23
Less:	-	-	-
Lapsed NCA	-	-	-
Disbursements	-	115,729,938.60	115,729,938.60
Less: Other Non-Cash Disbursements	-	-	-
Disbursements effected through outright deductions from claims	-	-	-
Overpayment of expenses	-	-	-
Restitution for loss of government property	-	-	-
Liquidated damages and similar claims	-	-	-
Others (TEF, BTr-Documentary Stamp Tax, etc.)	-	-	-
Add/Less: Adjustments (e.g. cancelled/staled checks)	-	66,765.94	66,765.94
Balance of Disbursements Authorities to date	-	64,188,469.57	64,188,469.57
Total Disbursements Program	-	179,918,408.17	179,918,408.17
Less: Actual Disbursements	-	115,729,938.60	115,729,938.60
(Over)/Under spending	-	64,188,469.57	64,188,469.57




Signature

Department : National Economic and Development Authority (NEDA)
 Agency : Philippine Statistics Authority
 Operating Unit : Consolidated Regional Statistical Services Office
 Organization Code (UACS) : 24 008 0100000
 Fund Cluster : 01 - Regular Agency Fund

Particulars (1)	PRIOR YEAR'S BUDGET					TOTAL 17=(11+16)	SUB-TOTAL 18=(6+17)	TRUST LIABILITIES				GRAND TOTAL					Remarks (28)				
	CURRENT YEARS ACCOUNTS PAYABLE							PS (12)	MOOE (13)	CO (14)	TOTAL (15)	PS (19)	MOOE (20)	CO (21)	TOTAL (19+20+21)	PS (23)		MOOE (24)	FinEx (25)	CO (26)	TOTAL 27=(23+24+25+26)
	PS	MOOE	FinEx	CO	Sub-Total (12+13+14+15)																
CASH DISBURSEMENTS	-	103,273.72	-	-	103,273.72	169,170.07	100,167,033.87	-	-	-	-	57,460,586.10	42,706,447.77	-	-	-	-	100,167,033.87			
Notice of Cash Allocations	-	103,273.72	-	-	103,273.72	105,404.13	98,224,283.91	-	-	-	-	56,012,403.56	42,211,880.35	-	-	-	-	98,224,283.91			
MDS Checks Issued	-	87,610.03	-	-	87,610.03	87,664.72	14,859,437.38	-	-	-	-	8,113,386.99	6,746,050.39	-	-	-	-	14,859,437.38			
Advice to Debit Account	-	15,663.69	-	-	15,663.69	17,739.41	83,364,846.53	-	-	-	-	47,899,016.57	35,465,829.96	-	-	-	-	83,364,846.53			
Notice of Transfer Allocations (NTA)	-	-	-	-	-	63,765.94	1,942,749.96	-	-	-	-	1,448,182.54	494,567.42	-	-	-	-	1,942,749.96			
MDS Checks Issued	-	-	-	-	-	63,765.94	1,324,389.71	-	-	-	-	1,024,916.93	299,472.78	-	-	-	-	1,324,389.71			
Advice to Debit Account	-	-	-	-	-	-	618,360.25	-	-	-	-	423,265.61	195,094.64	-	-	-	-	618,360.25			
Voting Fund for FAPS	-	-	-	-	-	-	-	-	-	-	-	-	-	-	-	-	-	-			
Cash Disbursement Ceiling (CDC)	-	-	-	-	-	-	-	-	-	-	-	-	-	-	-	-	-	-			
TOTAL CASH DISBURSEMENTS	-	103,273.72	-	-	103,273.72	169,170.07	100,167,033.87	-	-	-	-	57,460,586.10	42,706,447.77	-	-	-	-	100,167,033.87			
NON-CASH DISBURSEMENTS	-	2,620.19	-	-	2,620.19	2,620.19	15,562,904.73	-	-	-	-	6,856,264.69	8,684,978.50	-	21,661.54	-	-	15,562,904.73			
Tax Remittance Advices Issued (TRA)	-	2,620.19	-	-	2,620.19	2,620.19	15,562,904.73	-	-	-	-	6,856,264.69	8,684,978.50	-	21,661.54	-	-	15,562,904.73			
Non-Cash Availment Authority (NCAA)	-	-	-	-	-	-	-	-	-	-	-	-	-	-	-	-	-	-			
Disbursements effected through outright deductions from claims	-	-	-	-	-	-	-	-	-	-	-	-	-	-	-	-	-	-			
Overpayment of expenses	-	-	-	-	-	-	-	-	-	-	-	-	-	-	-	-	-	-			
Restitution for loss of government property	-	-	-	-	-	-	-	-	-	-	-	-	-	-	-	-	-	-			
Liquidated damages and similar claims	-	-	-	-	-	-	-	-	-	-	-	-	-	-	-	-	-	-			
Others (TEF,BTr-Documentary Stamp Tax, etc.)	-	-	-	-	-	-	-	-	-	-	-	-	-	-	-	-	-	-			
TOTAL NON-CASH DISBURSEMENTS	-	2,620.19	-	-	2,620.19	2,620.19	15,562,904.73	-	-	-	-	6,856,264.69	8,684,978.50	-	21,661.54	-	-	15,562,904.73			
GRAND TOTAL	-	105,893.91	-	-	105,893.91	171,790.26	115,729,938.60	-	-	-	-	64,316,850.79	51,391,426.27	-	21,661.54	-	-	115,729,938.60			

Certified Correct:


MARIA CELESTE D.L. BALANZA
 Accounting Division
 Officer-in-Charge

Recommending Approval:


SOCRATES L. RAMORES
 Director II
 OIC, Finance and Administrative Services

Approved by:


CLAIRE DENNIS S. MAPA Ph.D.
 Undersecretary
 National Statistician and Civil Registrar General


MONTHLY REPORT OF DISBURSEMENTS
For the month of January 2020

Department : National Economic and Development Authority (NEDA)
 Agency : Philippine Statistics Authority
 Operating Unit : All
 Organization Code (UACS) : 24 008 0100000
 Fund Cluster : 01 - Regular Agency Fund

Particulars	CURRENT YEAR'S BUDGET					PRIOR YEAR'S BUDGET				
	PS	MOOE	FinEx	CO	TOTAL	PRIOR YEAR'S ACCOUNTS PAYABLE				
	(2)	(3)	(4)	(5)	6=(2+3+4+5)	PS (7)	MOOE (8)	FinEx (9)	CO (10)	Sub-Total 11=(7+8+9+10)
CASH DISBURSEMENTS	77,437,861.74	52,114,813.00	-	-	129,552,674.74	407,354.29	14,461,046.51	-	-	14,868,400.80
Notice of Cash Allocations	75,989,679.20	51,684,011.52	-	-	127,673,690.72	407,354.29	14,397,280.57	-	-	14,804,634.86
MDS Checks Issued	10,112,685.83	7,244,390.37	-	-	17,357,076.20	82,562.40	1,441,833.69	-	-	1,524,396.09
Advice to Debit Account	65,876,993.37	44,439,621.15	-	-	110,316,614.52	324,791.89	12,955,446.88	-	-	13,280,238.77
Notice of Transfer Allocations (NTA)	1,448,182.54	430,801.48	-	-	1,878,984.02	-	63,765.94	-	-	63,765.94
MDS Checks Issued	1,024,916.93	235,706.84	-	-	1,260,623.77	-	63,765.94	-	-	63,765.94
Advice to Debit Account	423,265.61	195,094.64	-	-	618,360.25	-	-	-	-	-
Working Fund for FAPS	-	-	-	-	-	-	-	-	-	-
Cash Disbursement Ceiling (CDC)	-	-	-	-	-	-	-	-	-	-
TOTAL CASH DISBURSEMENTS	77,437,861.74	52,114,813.00	-	-	129,552,674.74	407,354.29	14,461,046.51	-	-	14,868,400.80
NON-CASH DISBURSEMENTS	9,095,436.90	28,878,457.60	-	21,661.54	37,995,556.04	-	1,578,396.84	-	1,661,584.86	3,239,981.70
Tax Remittance Advices Issued (TRA)	9,095,436.90	28,878,457.60	-	21,661.54	37,995,556.04	-	1,578,396.84	-	1,661,584.86	3,239,981.70
Non-Cash Availment Authority (NCAA)	-	-	-	-	-	-	-	-	-	-
Disbursements effected through outright deductions from claims	-	-	-	-	-	-	-	-	-	-
Overpayment of expenses	-	-	-	-	-	-	-	-	-	-
Restitution for loss of government property	-	-	-	-	-	-	-	-	-	-
Liquidated damages and similar claims	-	-	-	-	-	-	-	-	-	-
Others (TEF, BTr-Documentary Stamp Tax, etc.)	-	-	-	-	-	-	-	-	-	-
TOTAL NON-CASH DISBURSEMENTS	9,095,436.90	28,878,457.60	-	21,661.54	37,995,556.04	-	1,578,396.84	-	1,661,584.86	3,239,981.70
GRAND TOTAL	86,533,298.64	80,993,270.60	-	21,661.54	167,548,230.78	407,354.29	16,039,443.35	-	1,661,584.86	18,108,382.50

SUMMARY

Particulars	Previous Report	Current Month	As of Date
(1)	(2)	(3)	(4)
Total Disbursement Authorities Received	-	318,300,635.06	318,300,635.06
NCA	-	231,676,655.00	231,676,655.00
NTA	-	45,385,822.13	45,385,822.13
Working Fund	-	-	-
TRA	-	41,238,157.93	41,238,157.93
CDC	-	-	-
NCAA	-	-	-
Less: Notice of Transfer Allocation (NTA) issued*	-	45,385,822.13	45,385,822.13
Total Disbursements Authorities Available	-	272,914,812.93	272,914,812.93
Less:	-	-	-
Lapsed NCA Disbursements	-	185,762,507.19	185,762,507.19
Less: Other Non-Cash Disbursements	-	-	-
Disbursements effected through outright deductions from claims	-	-	-
Overpayment of expenses	-	-	-
Restitution for loss of government property	-	-	-
Liquidated damages and similar claims	-	-	-
Others (TEF, BTr-Documentary Stamp Tax, etc.)	-	-	-
Add/Less: Adjustments (e.g. cancelled/staled checks)	-	66,765.94	66,765.94
Balance of Disbursements Authorities to date	-	87,219,071.68	87,219,071.68
Total Disbursements Program	-	272,981,578.87	272,981,578.87
Less: Actual Disbursements	-	185,762,507.19	185,762,507.19
(Over)/Under spending	-	87,219,071.68	87,219,071.68




Se clips

Department : National Economic and Development Aut
 Agency : Philippine Statistics Authority
 Operating Unit : All
 Organization Code (UACS) : 24 008 0100000
 Fund Cluster : 01 - Regular Agency Fund

Particulars	PRIOR YEAR'S BUDGET						SUB-TOTAL	TRUST LIABILITIES				GRAND TOTAL				Remarks					
	CURRENT YEARS ACCOUNTS PAYABLE					TOTAL		PS	MOOE	CO	TOTAL	PS	MOOE	FinEx	CO		TOTAL				
	PS	MOOE	FinEx	CO	Sub-Total													(12)	(13)	(14)	(15)
(1)	(12)	(13)	(14)	(15)	=(12+13+14+15)	17=(11+16)	18=(6+17)	(19)	(20)	(21)	=(19+20+21)	(23)	(24)	(25)	(26)	27=(23+24+25+26)	(28)				
CASH DISBURSEMENTS	-	103,273.72	-	-	103,273.72	14,971,674.52	144,524,349.26	-	-	-	-	77,845,216.03	66,679,133.23	-	-	144,524,349.26					
Notice of Cash Allocations	-	103,273.72	-	-	103,273.72	14,907,908.58	142,581,599.30	-	-	-	-	76,397,033.49	66,184,565.81	-	-	142,581,599.30					
MDS Checks Issued	-	87,610.03	-	-	87,610.03	1,612,006.12	18,969,082.32	-	-	-	-	10,195,248.23	8,773,834.09	-	-	18,969,082.32					
Advice to Debit Account	-	15,663.69	-	-	15,663.69	13,295,902.46	123,612,516.98	-	-	-	-	66,201,785.26	57,410,731.72	-	-	123,612,516.98					
Notice of Transfer Allocations (NTA)	-	-	-	-	-	63,765.94	1,942,749.96	-	-	-	-	1,448,182.54	494,567.42	-	-	1,942,749.96					
MDS Checks Issued	-	-	-	-	-	63,765.94	1,324,389.71	-	-	-	-	1,024,916.93	299,472.78	-	-	1,324,389.71					
Advice to Debit Account	-	-	-	-	-	-	618,360.25	-	-	-	-	423,265.61	195,094.64	-	-	618,360.25					
Working Fund for FAPS	-	-	-	-	-	-	-	-	-	-	-	-	-	-	-	-					
Cash Disbursement Ceiling (CDC)	-	-	-	-	-	-	-	-	-	-	-	-	-	-	-	-					
TOTAL CASH DISBURSEMENTS	-	103,273.72	-	-	103,273.72	14,971,674.52	144,524,349.26	-	-	-	-	77,845,216.03	66,679,133.23	-	-	144,524,349.26					
NON-CASH DISBURSEMENTS	-	2,620.19	-	-	2,620.19	3,242,601.89	41,238,157.93	-	-	-	-	9,095,436.90	30,459,474.63	-	1,683,246.40	41,238,157.93					
Tax Remittance Advices Issued (TRA)	-	2,620.19	-	-	2,620.19	3,242,601.89	41,238,157.93	-	-	-	-	9,095,436.90	30,459,474.63	-	1,683,246.40	41,238,157.93					
Non-Cash Availment Authority (NCAA)	-	-	-	-	-	-	-	-	-	-	-	-	-	-	-	-					
Disbursements effected through outright deductions from claims	-	-	-	-	-	-	-	-	-	-	-	-	-	-	-	-					
Overpayment of expenses	-	-	-	-	-	-	-	-	-	-	-	-	-	-	-	-					
Restitution for loss of government property	-	-	-	-	-	-	-	-	-	-	-	-	-	-	-	-					
Liquidated damages and similar claims	-	-	-	-	-	-	-	-	-	-	-	-	-	-	-	-					
Others (TEF BTr-Documetary Stamp Tax, etc.)	-	-	-	-	-	-	-	-	-	-	-	-	-	-	-	-					
TOTAL NON-CASH DISBURSEMENTS	-	-	-	-	-	3,239,981.70	41,235,537.74	-	-	-	-	9,095,436.90	30,456,854.44	-	1,683,246.40	41,235,537.74					
GRAND TOTAL	-	105,893.91	-	-	105,893.91	18,214,276.41	185,762,507.19	-	-	-	-	86,940,652.93	97,138,607.86	-	1,683,246.40	185,762,507.19					


Certified Correct:


 MARIA CELESTE D.L. BALANZA
 Accounting Division
 Officer-in-Charge

Recommending Approval:


 SOCRATES L. RAMORES
 Director II
 OIC, Finance and Administrative Services

Approved by:


 CLAIRE DENNIS S. MAPA Ph.D.
 Undersecretary
 National Statistician and Civil Registrar General