



REPUBLIC OF THE PHILIPPINES
PHILIPPINE STATISTICS AUTHORITY

Reference No. 21FAS03-103

09 February 2021

MS. LUZVI PANGAN-CHATTO *Ms. Villa DJ. Bernaldo*
Assistant Commissioner
COA-Government Accountancy Office
Commonwealth Ave., Quezon City


Dear Madam,

We are transmitting the following Financial Accountability Reports (FAR) for the month of January 2021 as listed below:

- a) Central Office Monthly Report of Disbursement (FAR no. 4) – Regular Fund
- b) Consolidated RSSO Monthly Report of Disbursement (FAR no. 4) – Regular Fund
- c) ALL (combined Central Office and RSSO) Monthly Report of Disbursement (FAR no. 4) – Regular Fund

Please acknowledge receipt. Thank you.

Very truly yours,


MS. MARIA CELESTE D.L. BALANZA
Officer-in-Charge, Accounting Division *awp*

ACKNOWLEDGMENT RECEIPT

MS. MARIA CELESTE D.L. BALANZA
Officer-in-Charge, Accounting Division
PSA

This is to acknowledge receipt of the reports as mentioned above

Received by: Carol S. Sison

Date Received: 2/10/2021



PSA Complex, East Avenue, Diliman, Quezon City, Philippines 1101
Telephone: (632) 8938-5267
[www.psa.gov.ph](https://psa.gov.ph)



In following-up, pls. cite DMS ref #
2021-BA-0015229

REPUBLIC OF THE PHILIPPINES
DEPARTMENT OF BUDGET AND MANAGEMENT
GENERAL SOLANO STREET, SAN MIGUEL, MANILA

ACKNOWLEDGEMENT RECEIPT

The **DEPARTMENT OF BUDGET AND MANAGEMENT** hereby acknowledges the receipt of your letter/request which has been uploaded to the DBM-Document Management System and routed to the appropriate office/s with the following information:

Sender: PSA - PERSONAL DELIVERY

Document Title: PSA-SUBMISSION OF FARs FOR THE MONTH OF JANUARY 2021

Document Reference No: 2021-BA-0015229

Date and Time Uploaded: Wednesday, February 10, 2021 1:08:53 PM

Uploaded By: CRD RECEIVING EDUARD

Routed To: BMB-A Christine P. Santos

CC:

Total no of pages received: 1 copy and 7 pages

The determination of the completeness of the documentary requirements submitted, if any, is subject to the evaluation of the technical person in charge.

This receipt is system generated and does not require signature.

Received by:




MONTHLY REPORT OF DISBURSEMENTS
For the month of January 2021

Department : National Economic and Development Authority (NEDA)
Agency : Philippine Statistics Authority
Operating Unit : Central Office
Organization Code (UACS) : 24 008 0100000
Fund Cluster : 01 - Regular Agency Fund

Particulars	CURRENT YEAR'S BUDGET					PRIOR YEAR'S BUDGET				
	PS	MOOE	FinEx	CO	TOTAL	PRIOR YEAR'S ACCOUNTS PAYABLE				
						PS	MOOE	FinEx	CO	Sub-Total
(1)	(2)	(3)	(4)	(5)	6=(2+3+4+5)	(7)	(8)	(9)	(10)	11=(7+8+9+10)
CASH DISBURSEMENTS	21,112,061.39	5,383,259.97	-	-	26,495,321.36	16,397.73	11,617,691.37	-	163,637.50	11,797,726.60
Notice of Cash Allocations	21,112,061.39	5,383,259.97	-	-	26,495,321.36	16,397.73	11,617,691.37	-	163,637.50	11,797,726.60
MDS Checks Issued	1,930,848.99	13,119.02	-	-	1,943,968.01	-	735,511.17	-	-	735,511.17
Advice to Debit Account	19,181,212.40	5,370,140.95	-	-	24,551,353.35	16,397.73	10,882,180.20	-	163,637.50	11,062,215.43
Notice of Transfer Allocations (NTA)	-	-	-	-	-	-	-	-	-	-
MDS Checks Issued	-	-	-	-	-	-	-	-	-	-
Advice to Debit Account	-	-	-	-	-	-	-	-	-	-
Working Fund for FAPS	-	-	-	-	-	-	-	-	-	-
Cash Disbursement Ceiling (CDC)	-	-	-	-	-	-	-	-	-	-
TOTAL CASH DISBURSEMENTS	21,112,061.39	5,383,259.97	-	-	26,495,321.36	16,397.73	11,617,691.37	-	163,637.50	11,797,726.60
NON-CASH DISBURSEMENTS	2,828,555.37	78,592,406.23	-	-	81,420,961.60	-	-	-	-	-
Tax Remittance Advices Issued (TRA)	2,828,555.37	78,592,406.23	-	-	81,420,961.60	-	-	-	-	-
Non-Cash Availment Authority (NCAA)	-	-	-	-	-	-	-	-	-	-
Disbursements effected through outright deductions from claims	-	-	-	-	-	-	-	-	-	-
Overpayment of expenses	-	-	-	-	-	-	-	-	-	-
Restitution for loss of government property	-	-	-	-	-	-	-	-	-	-
Liquidated damages and similar claims	-	-	-	-	-	-	-	-	-	-
Others (TEF,BTr-Documentary Stamp Tax, etc.)	-	-	-	-	-	-	-	-	-	-
TOTAL NON-CASH DISBURSEMENTS	2,828,555.37	78,592,406.23	-	-	81,420,961.60	-	-	-	-	-
GRAND TOTAL	23,940,616.76	83,975,666.20	-	-	107,916,282.96	16,397.73	11,617,691.37	-	163,637.50	11,797,726.60

SUMMARY

Particulars	Previous Report	Current Month	As of Date
(1)	(2)	(3)	(4)
Total Disbursement Authorities Received	-	457,291,961.60	457,291,961.60
NCA	-	375,871,000.00	375,871,000.00
NTA	-	-	-
Working Fund	-	-	-
TRA	-	81,420,961.60	81,420,961.60
CDC	-	-	-
NCAA	-	-	-
Less: Notice of Transfer Allocation (NTA) issued*	-	90,872,676.11	90,872,676.11
Total Disbursements Authorities Available	-	366,419,285.49	366,419,285.49
Less:	-	-	-
Lapsed NCA	-	-	-
Disbursements	-	119,714,009.56	119,714,009.56
Less: Other Non-Cash Disbursements	-	-	-
Disbursements effected through outright deductions from claims	-	-	-
Overpayment of expenses	-	-	-
Restitution for loss of government property	-	-	-
Liquidated damages and similar claims	-	-	-
Others (TEF,BTr-Documentary Stamp Tax, etc.)	-	-	-
Add/Less: Adjustments (e.g. cancelled/staled checks)	-	-	-
Balance of Disbursements Authorities to date	-	246,705,275.93	246,705,275.93
Total Disbursements Program	-	366,419,285.49	366,419,285.49
Less: Actual Disbursements	-	119,714,009.56	119,714,009.56
(Over)/Under spending	-	246,705,275.93	246,705,275.93




Department : National Economic and Development Autho
Agency : Philippine Statistics Authority
Operating Unit : Central Office
Organization Code (UACS) : 24 008 0100000
Fund Cluster : 01 - Regular Agency Fund

Particulars	PRIOR YEAR'S BUDGET						SUB-TOTAL	TRUST LIABILITIES				GRAND TOTAL					Remarks
	CURRENT YEARS ACCOUNTS PAYABLE					TOTAL		PS	MOOE	CO	TOTAL	PS	MOOE	FinEx	CO	TOTAL	
	PS	MOOE	FinEx	CO	Sub-Total												
(1)	(12)	(13)	(14)	(15)	=(12+13+14+15)	17=(11+16)	18=(6+17)	(19)	(20)	(21)	=(19+20+21)	(23)	(24)	(25)	(26)	27=(23+24+25+26)	(28)
CASH DISBURSEMENTS	-	-	-	-	-	11,797,726.60	38,293,047.96	-	-	-	-	21,128,459.12	17,000,951.34	-	163,637.50	38,293,047.96	
Notice of Cash Allocations	-	-	-	-	-	11,797,726.60	38,293,047.96	-	-	-	-	21,128,459.12	17,000,951.34	-	163,637.50	38,293,047.96	
MDS Checks Issued	-	-	-	-	-	735,511.17	2,679,479.18	-	-	-	-	1,930,848.99	748,630.19	-	-	2,679,479.18	
Advice to Debit Account	-	-	-	-	-	11,062,215.43	35,613,568.78	-	-	-	-	19,197,610.13	16,252,321.15	-	163,637.50	35,613,568.78	
Notice of Transfer Allocations (NTA)	-	-	-	-	-	-	-	-	-	-	-	-	-	-	-	-	
MDS Checks Issued	-	-	-	-	-	-	-	-	-	-	-	-	-	-	-	-	
Advice to Debit Account	-	-	-	-	-	-	-	-	-	-	-	-	-	-	-	-	
Working Fund for FAPS	-	-	-	-	-	-	-	-	-	-	-	-	-	-	-	-	
Cash Disbursement Ceiling (CDC)	-	-	-	-	-	-	-	-	-	-	-	-	-	-	-	-	
TOTAL CASH DISBURSEMENTS	-	-	-	-	-	11,797,726.60	38,293,047.96	-	-	-	-	21,128,459.12	17,000,951.34	-	163,637.50	38,293,047.96	
NON-CASH DISBURSEMENTS	-	-	-	-	-	-	81,420,961.60	-	-	-	-	2,828,555.37	78,592,406.23	-	-	81,420,961.60	
Tax Remittance Advices Issued (TRA)	-	-	-	-	-	-	81,420,961.60	-	-	-	-	2,828,555.37	78,592,406.23	-	-	81,420,961.60	
Non-Cash Availment Authority (NCAA)	-	-	-	-	-	-	-	-	-	-	-	-	-	-	-	-	
Disbursements effected through outright deductions from claims	-	-	-	-	-	-	-	-	-	-	-	-	-	-	-	-	
Overpayment of expenses	-	-	-	-	-	-	-	-	-	-	-	-	-	-	-	-	
Restitution for loss of government property	-	-	-	-	-	-	-	-	-	-	-	-	-	-	-	-	
Liquidated damages and similar claims	-	-	-	-	-	-	-	-	-	-	-	-	-	-	-	-	
Others (TEF, BTr-Documentary Stamp Tax, etc.)	-	-	-	-	-	-	-	-	-	-	-	-	-	-	-	-	
TOTAL NON-CASH DISBURSEMENTS	-	-	-	-	-	-	81,420,961.60	-	-	-	-	2,828,555.37	78,592,406.23	-	-	81,420,961.60	
GRAND TOTAL	-	-	-	-	-	11,797,726.60	119,714,009.56	-	-	-	-	23,957,014.49	95,593,357.57	-	163,637.50	119,714,009.56	


Certified Correct:


MARIA CELESTE D.L. BALANZA
Accounting Division
Officer-in-Charge

Recommending Approval:


SOCRATES L. RAMORES
Assistant National Statistician
Finance and Administrative Services

Approved by:


CLAIRE DENNIS S. MAPA Ph.D.
Undersecretary
National Statistician and Civil Registrar General


MONTHLY REPORT OF DISBURSEMENTS
For the month of January 2021

Department : National Economic and Development Authority (NEDA)
Agency : Philippine Statistics Authority
Operating Unit : Consolidated Regional Statistical Services Office
Organization Code (UACS) : 24 008 0100000
Fund Cluster : 01 - Regular Agency Fund

Particulars	CURRENT YEAR'S BUDGET					PRIOR YEAR'S BUDGET				
	PS	MOOE	FinEx	CO	TOTAL	PRIOR YEAR'S ACCOUNTS PAYABLE				
						PS	MOOE	FinEx	CO	Sub-Total
(1)	(2)	(3)	(4)	(5)	6=(2+3+4+5)	(7)	(8)	(9)	(10)	11=(7+8+9+10)
CASH DISBURSEMENTS	59,683,240.82	56,882,174.04	-	-	116,565,414.86	-	564,394.58	-	-	564,394.58
Notice of Cash Allocations	58,035,282.81	56,756,630.95	-	-	114,791,913.76	-	554,394.58	-	-	554,394.58
MDS Checks Issued	7,694,238.11	6,127,470.98	-	-	13,821,709.09	-	27,740.77	-	-	27,740.77
Advice to Debit Account	50,341,044.70	50,629,159.97	-	-	100,970,204.67	-	526,653.81	-	-	526,653.81
Notice of Transfer Allocations (NTA)	1,647,958.01	125,543.09	-	-	1,773,501.10	-	10,000.00	-	-	10,000.00
MDS Checks Issued	1,058,525.78	125,543.09	-	-	1,184,068.87	-	10,000.00	-	-	10,000.00
Advice to Debit Account	589,432.23	-	-	-	589,432.23	-	-	-	-	-
Working Fund for FAPS	-	-	-	-	-	-	-	-	-	-
Cash Disbursement Ceiling (CDC)	-	-	-	-	-	-	-	-	-	-
TOTAL CASH DISBURSEMENTS	59,683,240.82	56,882,174.04	-	-	116,565,414.86	-	564,394.58	-	-	564,394.58
NON-CASH DISBURSEMENTS	7,486,034.71	37,845,398.38	-	119,322.76	45,450,755.85	-	31,898.55	-	-	31,898.55
Tax Remittance Advices Issued (TRA)	7,486,034.71	37,845,398.38	-	119,322.76	45,450,755.85	-	31,898.55	-	-	31,898.55
Non-Cash Availment Authority (NCAA)	-	-	-	-	-	-	-	-	-	-
Disbursements effected through outright deductions from claims	-	-	-	-	-	-	-	-	-	-
Overpayment of expenses	-	-	-	-	-	-	-	-	-	-
Restitution for loss of government property	-	-	-	-	-	-	-	-	-	-
Liquidated damages and similar claims	-	-	-	-	-	-	-	-	-	-
Others (TEF,BTr-Documentary Stamp Tax, etc.)	-	-	-	-	-	-	-	-	-	-
TOTAL NON-CASH DISBURSEMENTS	7,486,034.71	37,845,398.38	-	119,322.76	45,450,755.85	-	31,898.55	-	-	31,898.55
GRAND TOTAL	67,169,275.53	94,727,572.42	-	119,322.76	162,016,170.71	-	596,293.13	-	-	596,293.13

SUMMARY


Particulars	Previous Report	Current Month	As of Date
(1)	(2)	(3)	(4)
Total Disbursement Authorities Received	-	286,625,887.18	286,625,887.18
NCA	-	146,845,000.00	146,845,000.00
NTA	-	94,298,232.78	94,298,232.78
Working Fund	-	-	-
TRA	-	45,482,654.40	45,482,654.40
CDC	-	-	-
NCAA	-	-	-
Less: Notice of Transfer Allocation (NTA) issued*	-	3,425,556.67	3,425,556.67
Total Disbursements Authorities Available	-	283,200,330.51	283,200,330.51
Less:	-	-	-
Lapsed NCA	-	-	-
Disbursements	-	162,647,512.04	162,647,512.04
Less: Other Non-Cash Disbursements	-	-	-
Disbursements effected through outright deductions from claims	-	-	-
Overpayment of expenses	-	-	-
Restitution for loss of government property	-	-	-
Liquidated damages and similar claims	-	-	-
Others (TEF,BTr-Documentary Stamp Tax, etc.)	-	-	-
Add/Less: Adjustments (e.g. cancelled/staled checks)	-	36,663.43	36,663.43
Balance of Disbursements Authorities to date	-	120,589,481.90	120,589,481.90
Total Disbursements Program	-	283,236,993.94	283,236,993.94
Less: Actual Disbursements	-	162,647,512.04	162,647,512.04
(Over)/Under spending	-	120,589,481.90	120,589,481.90




Department : National Economic and Development Authority (NEDA)
Agency : Philippine Statistics Authority
Operating Unit : Consolidated Regional Statistical Services Office
Organization Code (UACS) : 24 008 0100000
Fund Cluster : 01 - Regular Agency Fund

Particulars	PRIOR YEAR'S BUDGET						SUB-TOTAL	TRUST LIABILITIES				GRAND TOTAL					Remarks
	CURRENT YEARS ACCOUNTS PAYABLE					TOTAL		PS	MOOE	CO	TOTAL	PS	MOOE	FinEx	CO	TOTAL	
	PS	MOOE	FinEx	CO	Sub-Total												
(1)	(12)	(13)	(14)	(15)	16=(12+13+14+15)	17=(11+16)	18=(6+17)	(19)	(20)	(21)	22=(19+20+21)	(23)	(24)	(25)	(26)	27=(23+24+25+26)	(28)
CASH DISBURSEMENTS	-	35,048.20	-	-	35,048.20	599,442.78	117,164,857.64	-	-	-	-	59,683,240.82	57,481,616.82	-	-	117,164,857.64	
Notice of Cash Allocations	-	35,048.20	-	-	35,048.20	589,442.78	115,381,356.54	-	-	-	-	58,035,282.81	57,346,073.73	-	-	115,381,356.54	
MDS Checks Issued	-	-	-	-	-	27,740.77	13,849,449.86	-	-	-	-	7,694,238.11	6,155,211.75	-	-	13,849,449.86	
Advice to Debit Account	-	35,048.20	-	-	35,048.20	561,702.01	101,531,906.68	-	-	-	-	50,341,044.70	51,190,861.98	-	-	101,531,906.68	
Notice of Transfer Allocations (NTA)	-	-	-	-	-	10,000.00	1,783,501.10	-	-	-	-	1,647,958.01	135,543.09	-	-	1,783,501.10	
MDS Checks Issued	-	-	-	-	-	10,000.00	1,194,068.87	-	-	-	-	1,058,525.78	135,543.09	-	-	1,194,068.87	
Advice to Debit Account	-	-	-	-	-	-	589,432.23	-	-	-	-	589,432.23	-	-	-	589,432.23	
Working Fund for FAPS	-	-	-	-	-	-	-	-	-	-	-	-	-	-	-	-	
Cash Disbursement Ceiling (CDC)	-	-	-	-	-	-	-	-	-	-	-	-	-	-	-	-	
TOTAL CASH DISBURSEMENTS	-	35,048.20	-	-	35,048.20	599,442.78	117,164,857.64	-	-	-	-	59,683,240.82	57,481,616.82	-	-	117,164,857.64	
NON-CASH DISBURSEMENTS	-	-	-	-	-	31,898.55	45,482,654.40	-	-	-	-	7,486,034.71	37,877,296.93	-	119,322.76	45,482,654.40	
Tax Remittance Advices Issued (TRA)	-	-	-	-	-	31,898.55	45,482,654.40	-	-	-	-	7,486,034.71	37,877,296.93	-	119,322.76	45,482,654.40	
Non-Cash Availment Authority (NCAA)	-	-	-	-	-	-	-	-	-	-	-	-	-	-	-	-	
Disbursements effected through outright deductions from claims	-	-	-	-	-	-	-	-	-	-	-	-	-	-	-	-	
Overpayment of expenses	-	-	-	-	-	-	-	-	-	-	-	-	-	-	-	-	
Restitution for loss of government property	-	-	-	-	-	-	-	-	-	-	-	-	-	-	-	-	
Liquidated damages and similar claims	-	-	-	-	-	-	-	-	-	-	-	-	-	-	-	-	
Others (TEF,BTr-Documentary Stamp Tax, etc.)	-	-	-	-	-	-	-	-	-	-	-	-	-	-	-	-	
TOTAL NON-CASH DISBURSEMENTS	-	-	-	-	-	31,898.55	45,482,654.40	-	-	-	-	7,486,034.71	37,877,296.93	-	119,322.76	45,482,654.40	
GRAND TOTAL	-	35,048.20	-	-	35,048.20	631,341.33	162,647,512.04	-	-	-	-	67,169,275.53	95,358,913.75	-	119,322.76	162,647,512.04	


Certified Correct:


MARIA CELESTE D.L. BALANZA
Accounting Division
Officer-in-Charge

Recommending Approval:


SOCRATES L. RAMORES
Assistant National Statistician
Finance and Administrative Services

Approved by:


CLAIRE DENNIS S. MAPA Ph.D.
Undersecretary
National Statistician and Civil Registrar General

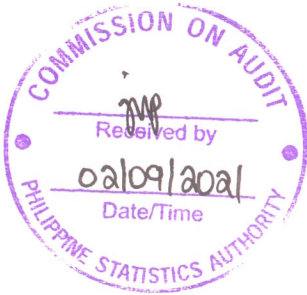
MONTHLY REPORT OF DISBURSEMENTS
For the month of January 2021

Department : National Economic and Development Authority (NEDA)
Agency : Philippine Statistics Authority
Operating Unit : All
Organization Code (UACS) : 24 008 0100000
Fund Cluster : 01 - Regular Agency Fund

Particulars	CURRENT YEAR'S BUDGET					PRIOR YEAR'S BUDGET				
	PS	MOOE	FinEx	CO	TOTAL	PRIOR YEAR'S ACCOUNTS PAYABLE				
						PS	MOOE	FinEx	CO	Sub-Total
(1)	(2)	(3)	(4)	(5)	6=(2+3+4+5)	(7)	(8)	(9)	(10)	11=(7+8+9+10)
CASH DISBURSEMENTS	80,795,302.21	62,265,434.01	-	-	143,060,736.22	16,397.73	12,182,085.95	-	163,637.50	12,362,121.18
Notice of Cash Allocations	79,147,344.20	62,139,890.92	-	-	141,287,235.12	16,397.73	12,172,085.95	-	163,637.50	12,352,121.18
MDS Checks Issued	9,625,087.10	6,140,590.00	-	-	15,765,677.10	-	763,251.94	-	-	763,251.94
Advice to Debit Account	69,522,257.10	55,999,300.92	-	-	125,521,558.02	16,397.73	11,408,834.01	-	163,637.50	11,588,869.24
Notice of Transfer Allocations (NTA)	1,647,958.01	125,543.09	-	-	1,773,501.10	-	10,000.00	-	-	10,000.00
MDS Checks Issued	1,058,525.78	125,543.09	-	-	1,184,068.87	-	10,000.00	-	-	10,000.00
Advice to Debit Account	589,432.23	-	-	-	589,432.23	-	-	-	-	-
Working Fund for FAPS	-	-	-	-	-	-	-	-	-	-
Cash Disbursement Ceiling (CDC)	-	-	-	-	-	-	-	-	-	-
TOTAL CASH DISBURSEMENTS	80,795,302.21	62,265,434.01	-	-	143,060,736.22	16,397.73	12,182,085.95	-	163,637.50	12,362,121.18
NON-CASH DISBURSEMENTS	10,314,590.08	116,437,804.61	-	119,322.76	126,871,717.45	-	31,898.55	-	-	31,898.55
Tax Remittance Advices Issued (TRA)	10,314,590.08	116,437,804.61	-	119,322.76	126,871,717.45	-	31,898.55	-	-	31,898.55
Non-Cash Availment Authority (NCAA)	-	-	-	-	-	-	-	-	-	-
Disbursements effected through outright deductions from claims	-	-	-	-	-	-	-	-	-	-
Overpayment of expenses	-	-	-	-	-	-	-	-	-	-
Restitution for loss of government property	-	-	-	-	-	-	-	-	-	-
Liquidated damages and similar claims	-	-	-	-	-	-	-	-	-	-
Others (TEF,BTr-Documentary Stamp Tax, etc.)	-	-	-	-	-	-	-	-	-	-
TOTAL NON-CASH DISBURSEMENTS	10,314,590.08	116,437,804.61	-	119,322.76	126,871,717.45	-	31,898.55	-	-	31,898.55
GRAND TOTAL	91,109,892.29	178,703,238.62	-	119,322.76	269,932,453.67	16,397.73	12,213,984.50	-	163,637.50	12,394,019.73

SUMMARY

Particulars	Previous Report	Current Month	As of Date
(1)	(2)	(3)	(4)
Total Disbursement Authorities Received	-	743,917,848.78	743,917,848.78
NCA	-	522,716,000.00	522,716,000.00
NTA	-	94,298,232.78	94,298,232.78
Working Fund	-	-	-
TRA	-	126,903,616.00	126,903,616.00
CDC	-	-	-
NCAA	-	-	-
Less: Notice of Transfer Allocation (NTA) issued*	-	94,298,232.78	94,298,232.78
Total Disbursements Authorities Available	-	649,619,616.00	649,619,616.00
Less:	-	-	-
Lapsed NCA	-	-	-
Disbursements	-	282,361,521.60	282,361,521.60
Less: Other Non-Cash Disbursements	-	-	-
Disbursements effected through outright deductions from claims	-	-	-
Overpayment of expenses	-	-	-
Restitution for loss of government property	-	-	-
Liquidated damages and similar claims	-	-	-
Others (TEF,BTr-Documentary Stamp Tax, etc.)	-	-	-
Add/Less: Adjustments (e.g. cancelled/staled checks)	-	36,663.43	36,663.43
Balance of Disbursements Authorities to date	-	367,258,094.40	367,294,757.83
Total Disbursements Program	-	649,619,616.00	649,656,279.43
Less: Actual Disbursements	-	282,361,521.60	282,361,521.60
(Over)/Under spending	-	367,258,094.40	367,294,757.83




Department : National Economic and Development Authority (NEDA)
Agency : Philippine Statistics Authority
Operating Unit : All
Organization Code (UACS) : 24 008 0100000
Fund Cluster : 01 - Regular Agency Fund

Particulars	PRIOR YEAR'S BUDGET						SUB-TOTAL	TRUST LIABILITIES				GRAND TOTAL					Remarks
	CURRENT YEARS ACCOUNTS PAYABLE					TOTAL		PS	MOOE	CO	TOTAL	PS	MOOE	FinEx	CO	TOTAL	
	PS	MOOE	FinEx	CO	Sub-Total												
(1)	(12)	(13)	(14)	(15)	16=(12+13+14+15)	17=(11+16)	18=(6+17)	(19)	(20)	(21)	19=(19+20+21)	(23)	(24)	(25)	(26)	27=(23+24+25+26)	(28)
CASH DISBURSEMENTS	-	35,048.20	-	-	35,048.20	12,397,169.38	155,457,905.60	-	-	-	-	80,811,699.94	74,482,568.16	-	163,637.50	155,457,905.60	
Notice of Cash Allocations	-	35,048.20	-	-	35,048.20	12,387,169.38	153,674,404.50	-	-	-	-	79,163,741.93	74,347,025.07	-	163,637.50	153,674,404.50	
MDS Checks Issued	-	-	-	-	-	763,251.94	16,528,929.04	-	-	-	-	9,625,087.10	6,903,841.94	-	-	16,528,929.04	
Advice to Debit Account	-	35,048.20	-	-	35,048.20	11,623,917.44	137,145,475.46	-	-	-	-	69,538,654.83	67,443,183.13	-	163,637.50	137,145,475.46	
Notice of Transfer Allocations (NTA)	-	-	-	-	-	10,000.00	1,783,501.10	-	-	-	-	1,647,958.01	135,543.09	-	-	1,783,501.10	
MDS Checks Issued	-	-	-	-	-	10,000.00	1,194,068.87	-	-	-	-	1,058,525.78	135,543.09	-	-	1,194,068.87	
Advice to Debit Account	-	-	-	-	-	-	589,432.23	-	-	-	-	589,432.23	-	-	-	589,432.23	
Working Fund for FAPS	-	-	-	-	-	-	-	-	-	-	-	-	-	-	-	-	
Cash Disbursement Ceiling (CDC)	-	-	-	-	-	-	-	-	-	-	-	-	-	-	-	-	
TOTAL CASH DISBURSEMENTS	-	35,048.20	-	-	35,048.20	12,397,169.38	155,457,905.60	-	-	-	-	80,811,699.94	74,482,568.16	-	163,637.50	155,457,905.60	
NON-CASH DISBURSEMENTS	-	-	-	-	-	31,898.55	126,903,616.00	-	-	-	-	10,314,590.08	116,469,703.16	-	119,322.76	126,903,616.00	
Tax Remittance Advices Issued (TRA)	-	-	-	-	-	31,898.55	126,903,616.00	-	-	-	-	10,314,590.08	116,469,703.16	-	119,322.76	126,903,616.00	
Non-Cash Availment Authority (NCAA)	-	-	-	-	-	-	-	-	-	-	-	-	-	-	-	-	
Disbursements effected through outright deductions from claims	-	-	-	-	-	-	-	-	-	-	-	-	-	-	-	-	
Overpayment of expenses	-	-	-	-	-	-	-	-	-	-	-	-	-	-	-	-	
Restitution for loss of government property	-	-	-	-	-	-	-	-	-	-	-	-	-	-	-	-	
Liquidated damages and similar claims	-	-	-	-	-	-	-	-	-	-	-	-	-	-	-	-	
Others (TEF,BTr-Documentary Stamp Tax, etc.)	-	-	-	-	-	-	-	-	-	-	-	-	-	-	-	-	
TOTAL NON-CASH DISBURSEMENTS	-	-	-	-	-	31,898.55	126,903,616.00	-	-	-	-	10,314,590.08	116,469,703.16	-	119,322.76	126,903,616.00	
GRAND TOTAL	-	35,048.20	-	-	35,048.20	12,429,067.93	282,361,521.60	-	-	-	-	91,126,290.02	190,952,271.32	-	282,960.26	282,361,521.60	


Certified Correct:


MARIA CELESTE D.L. BALANZA
Accounting Division
Officer-in-Charge

Recommending Approval:


SOCRATES L. RAMORES
Assistant National Statistician
Finance and Administrative Services

Approved by:


CLAIRE DENNIS S. MAPA Ph.D.
Undersecretary
National Statistician and Civil Registrar General