



In following-up, pls. cite DMS ref #
2018-BA-0008512A

REPUBLIC OF THE PHILIPPINES
DEPARTMENT OF BUDGET AND MANAGEMENT
GENERAL SOLANO STREET, SAN MIGUEL, MANILA

ACKNOWLEDGEMENT RECEIPT

The **DEPARTMENT OF BUDGET AND MANAGEMENT** hereby acknowledges the receipt of your letter/request which has been uploaded to the DBM-Document Management System and routed to the appropriate office/s with the following information:

Sender: NEDA-PSA - PERSONAL DELIVERY

Document Title: NEDA-PSA-SUBMISSION OF AGING OF DUE AND DEMANDABLE OBLIGATIONS FAR 3, MONTHLY REPORT OF DISBURSEMENTS FAR 4 AND QRROR FAR 5 AS OF THE QUARTER ENDING DECEMBER 31, 2017

Document Reference No: 2018-BA-0008512A

Date and Time Uploaded: Wednesday, January 31, 2018 5:17:21 PM

Uploaded By: Jayson RECEIVING

Routed To: BMB-A Elsa Abundo


cc:

Total no. of pages received: 1 copy and 21 pages

The determination of the completeness of the documentary requirements submitted, if any, is subject to the evaluation of the technical person in charge.

This receipt is system generated and does not require signature.

Received by:



DOCUMENT
MANAGEMENT
SYSTEM



REPUBLIC OF THE PHILIPPINES
PHILIPPINE STATISTICS AUTHORITY

Reference No. 18FAS03-035

TRANSMITTAL SLIP

January 30, 2018

Government Accountability Office
Office of the Director
RECEIVED

MR. USMIN P. DIAMEL
Director IV
Office of the Director
COA-Government Accountability Office
Commonwealth Ave., Quezon City

By: _____
Date: JAN 31 2018

Dear Sir:

We are transmitting the following Financial Accountability Reports:

- a) Monthly Report of Disbursement for the month of December 2017 (Regular Fund)
- b) Monthly Report of Disbursement for the month of December 2017 (Foreign Assisted)
- c) Monthly Report of Disbursement for the month of December 2017 (Trust Fund)
- d) Quarterly Report of Revenue and Other Receipts as of the quarter ending December 31, 2017
- e) Yearly Report of Aging of Due and Demandable Obligations for the year ending 2017

Please acknowledge receipt. Thank you.

Very truly yours,

MS. EVELYN F. TOLENTINO
Chief Accountant H ✓
PSA

ACKNOWLEDGMENT RECEIPT

MS. EVELYN F. TOLENTINO
Chief Accountant
PSA


This is to acknowledge receipt of the reports as mentioned above

Received by: _____

Date Received: _____

MONTHLY REPORT OF DISBURSEMENTS
For the month of December, 2017

FAR No. 4



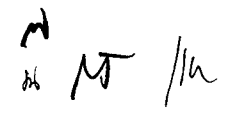
Department: National Economic and Development Authority (NEDA)					
Organization Code (UACS): 240080100000					
	CURRENT YEAR BUDGET				
	PS	MOOE	Fin. Exp	CO	TOTAL
	2	3	4	5	6=(2+3+4+5)
Notice of Cash Allocation (NCA)					-
MDS Checks Issued		1,443,792.92			1,443,792.92
Advice to Debit Account		1,978,807.54			1,978,807.54
Notice of Transfer of Allocation (NTA)					
MDS Checks Issued					
Advice to Debit Account					
Working Fund (NCA issued to BTr)					
Tax Remittance Advices Issued (TRA)					
Cash Disbursement Ceiling (CDC)					
Non-Cash Availment Authority (NCAA)					
Others (CDT, BTr Docs Stamp, etc.)					

Summary

PARTICULARS	PREVIOUS REPORT	CURRENT REPORT	AS OF DATE
(1)	(2)	(3)	(4)
Total Disbursement Authorities Received			
NCA	66,424,403.00		66,424,403.00
Less: Notice of Transfer Allocations (NTA)* issued			-
Total Disbursements Authorities Available	66,424,403.00		66,424,403.00
Less			
Lapsed NCA		15,915,009.46	15,915,009.46
Disbursements	47,086,793.08	3,422,600.46	50,509,393.54
Balance of Disbursements Authorities as of to date	19,337,609.92	(19,337,609.92)	-
Total Disbursements Program	66,424,403.00	-	66,424,403.00
Less: * Actual Disbursements	47,086,793.08	3,422,600.46	50,509,393.54
(Over)/Under spending~	19,337,609.92	(3,422,600.46)	15,915,009.46

M
18

Department: National Economic and Development Authority (Agency: Philippine Statistics Authority)												
Organization Code (UACS): 240080100000					Fund Cluster: 07 - Trust Fund							
PRIOR YEAR'S BUDGET												
PRIOR YEAR'S ACCOUNTS PAYABLE					CURRENT YEAR'S ACCOUNTS PAYABLE							
PS	MOOE	Fin. Exp	CO	Sub-Total	PS	MOOE	Fin. Exp	CO	Sub-Total	TOTAL	SUB-TOTAL	
7	8	9	10	11=(7+8+9+10)	12	13	14	15	16=(12+13+14+15)	17=(11+16)	18=(6+17)	
Notice of Cash Allocation (NCA)												
MDS Checks Issued												
Advice to Debit Account												
Notice of Transfer of Allocation (NTA)												
MDS Checks Issued												
Advice to Debit Account												
Working Fund (NCA issued to BTr)												
Tax Remittance Advices Issued (TRA)												
Cash Disbursement Ceiling (CDC)												
Non-Cash Availment Authority (NCAA)												
Others (CDT, BTr Docs Stamp, etc.)												



 M
 ST / M

Department: National Economic and Development Authority (Operating Unit: Central Office)				Report Status: SUBMITTED						
Organization Code (UACS): 240080100000										
TRUST LIABILITIES				GRAND TOTAL					REMARKS	
PS	MOOE	CO	TOTAL	PS	MOOE	Fin. Exp	CO	TOTAL		
19	20	21	22=(19+20+21)	23	24	25	26	27=(23+24+25+26)	28	
Notice of Cash Allocation (NCA)										
					1,443,792.92				1,443,792.92	
MDS Checks Issued										
Advice to Debit Account										
Notice of Transfer of Allocation (NTA)										
MDS Checks Issued										
Advice to Debit Account										
Working Fund (NCA issued to BTr)										
Tax Remittance Advices Issued (TRA)										
Cash Disbursement Ceiling (CDC)										
Non-Cash Availment Authority (NCAA)										
Others (CDT, BTr Docs Stamp, etc.)										

Certified Correct:

Evelyn F. Tolentino
EVELYN F. TOLENTINO
 Agency, Chief Accountant *h*

Date


Approved by:

Lisa Grace S. Bersales
LISA GRACE S. BERSALES Ph.D.
 Undersecretary
 National Statistician and Civil Registrar General *h*

Date

h

MONTHLY REPORT OF DISBURSEMENTS
For the month of December, 2017



Department: National Economic and Development Authority (NEDA)					
Organization Code (UACS): 240080100000					
	CURRENT YEAR BUDGET				
	PS	MOOE	Fin. Exp	CO	TOTAL
	2	3	4	5	6=(2+3+4+5)
Notice of Cash Allocation (NCA)					
MDS Checks Issued					
Advice to Debit Account					
Notice of Transfer of Allocation (NTA)					
MDS Checks Issued					
Advice to Debit Account					
Working Fund (NCA issued to BTr)					
Tax Remittance Advices Issued (TRA)					
Cash Disbursement Ceiling (CDC)					
Non-Cash Availment Authority (NCAA)					
Others (CDT, BTr Docs Stamp, etc.)					

Summary

PARTICULARS	PREVIOUS REPORT	CURRENT REPORT	AS OF DATE
(1)	(2)	(3)	(4)
Total Disbursement Authorities Received			
NCA	14,006,624.82		14,006,624.82
Less: Notice of Transfer Allocations (NTA)* issued			
Total Disbursements Authorities Available	14,006,624.82		14,006,624.82
Less			
Lapsed NCA			
Disbursements	14,006,624.82		14,006,624.82
Balance of Disbursements Authorities as of to date	-		-
Total Disbursements Program	14,006,624.82		14,006,624.82
Less: * Actual Disbursements	14,006,624.82		14,006,624.82
(Over)/Under spending~	-		-

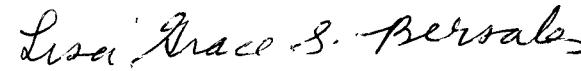
M
1/16

Department: National Economic and Development Authority					Operating Unit: Central Office					REMARKS
Organization Code (UACS): 240080100000					Report Status: SUBMITTED					
	TRUST LIABILITIES				GRAND TOTAL					REMARKS
	PS	MOOE	CO	TOTAL	PS	MOOE	Fin. Exp	CO	TOTAL	
	19	20	21	22=(19+20+21)	23	24	25	26	27=(23+24+25+26)	
Notice of Cash Allocation (NCA)										
MDS Checks Issued										
Advice to Debit Account										
Notice of Transfer of Allocation (NTA)										
MDS Checks Issued										
Advice to Debit Account										
Working Fund (NCA issued to BTr)										
Tax Remittance Advices Issued (TRA)										
Cash Disbursement Ceiling (CDC)										
Non-Cash Availment Authority (NCAA)										
Others (CDT, BTr Docs Stamp, etc.)										

Certified Correct:

Approved By:



EVELYN F. TOLENTINO
 Agency Chief Accountant *ET*


LISA GRACE S. BERSALES Ph.D.
 Undersecretary
 National Statistician and Civil Registrar General

Date:

Date:

MONTHLY REPORT OF DISBURSEMENTS
For the month of December, 2017



FAR No. 4

Department: National Economic and Development Authority (NEDA)
Organization Code (UACS): 240080100000

	CURRENT YEAR BUDGET				
	PS	MOOE	Fin. Exp	CO	TOTAL
	2	3	4	5	6=(2+3+4+5)
Notice of Cash Allocation (NCA)	90,507,540.54	196,534,405.30	-	608,139.35	287,650,085.19
MDS Checks Issued	21,894,009.78	85,531,535.31		107,749.20	107,533,294.29
Advice to Debit Account	68,613,530.76	111,002,869.99		500,390.15	180,116,790.90
Notice of Transfer of Allocation (NTA)					-
MDS Checks Issued					-
Advice to Debit Account		20,857,828.00			20,857,828.00
Working Fund (NCA issued to BTr)					-
Tax Remittance Advices Issued (TRA)	12,245,409.02	15,752,090.31			27,997,499.33
Cash Disbursement Ceiling (CDC)					-
Non-Cash Availment Authority (NCAA)					-
Others (CDT, BTr Docs Stamp, etc.)					-

Summary

PARTICULARS	PREVIOUS REPORT	CURRENT REPORT	AS OF DATE
(1)	(2)	(3)	(4)
Total Disbursement Authorities Received			
NCA	2,716,795,891.00	27,912,871.00	2,744,708,762.00
TRA	161,874,153.71	28,770,971.12	190,645,124.83
Less: Notice of Transfer Allocations (NTA)* issued	612,233,034.72	20,857,828.00	633,090,862.72
Total Disbursements Authorities Available	3,490,903,079.43	77,541,670.12	3,568,444,749.55
Less			
Lapsed NCA	816,581,094.72	71,828.62	816,652,923.34
Disbursements	1,809,285,479.55	350,786,619.24	2,160,072,098.79
Balance of Disbursements Authorities as of to date	865,036,505.16	(273,316,777.74)	591,719,727.42
Total Disbursements Program	3,490,903,079.43	77,541,670.12	3,568,444,749.55
Less: * Actual Disbursements	1,809,285,479.55	350,786,619.24	2,160,072,098.79
(Over)/Under spending~	1,681,617,599.88	(273,244,949.12)	1,408,372,650.76

M
DT *1/16*

Department: National Economic and Development Author Agency: Philippine Statistics Authority

Organization Code (UACS): 240080100000

Fund Cluster: 01 - Regular Fund

	PRIOR YEAR'S BUDGET												SUB-TOTAL
	PRIOR YEAR'S ACCOUNTS PAYABLE					CURRENT YEAR'S ACCOUNTS PAYABLE					Sub-Total	TOTAL	
	PS	MOOE	Fin. Exp	CO	Sub-Total	PS	MOOE	Fin. Exp	CO	Sub-Total			
	7	8	9	10	11=(7+8+9+10)	12	13	14	15	16=(12+13+14+15)	17=(11+16)	18=(6+17)	
Notice of Cash Allocation (NCA)	-	95,700.00	-	13,412,034.93	13,507,734.93					-	13,507,734.93	301,157,820.12	
MDS Checks Issued		95,700.00		13,412,034.93	13,507,734.93					-	13,507,734.93	121,041,029.22	
Advice to Debit Account					-					-	-	180,116,790.90	
Notice of Transfer of Allocation (NTA)					-					-	-	-	
MDS Checks Issued					-					-	-	-	
Advice to Debit Account					-					-	-	20,857,828.00	
Working Fund (NCA issued to BTr)					-					-	-	-	
Tax Remittance Advices Issued (TRA)		14,300.00		759,171.79	773,471.79					-	773,471.79	28,770,971.12	
Cash Disbursement Ceiling (CDC)					-					-	-	-	
Non-Cash Availment Authority (NCAA)					-					-	-	-	
Others (CDT, BTr Docs Stamp, etc.)					-					-	-	-	

M
M / 1/2

Department: National Economic and Development				Operating Unit: Central Office						
Organization Code (UACS): 240080100000				Report Status: SUBMITTED						
										REMARKS
TRUST LIABILITIES				GRAND TOTAL						
PS	MOOE	CO	TOTAL	PS	MOOE	Fin. Exp	CO	TOTAL		
19	20	21	22=(19+20+21)	23	24	25	26	27=(23+24+25+26)	28	
Notice of Cash Allocation (NCA)				90,507,540.54	196,630,105.30	-	14,020,174.28	301,157,820.12		
MDS Checks Issued				21,894,009.78	85,627,235.31	-	13,519,784.13	121,041,029.22		
Advice to Debit Account				68,613,530.76	111,002,869.99	-	500,390.15	180,116,790.90		
Notice of Transfer of Allocation (NTA)				-	-	-	-	-		
MDS Checks Issued				-	-	-	-	-		
Advice to Debit Account				-	20,857,828.00	-	-	20,857,828.00		
Working Fund (NCA issued to BTr)				-	-	-	-	-		
Tax Remittance Advices Issued (TRA)				12,245,409.02	15,766,390.31	-	759,171.79	28,770,971.12		
Cash Disbursement Ceiling (CDC)				-	-	-	-	-		
Non-Cash Availment Authority (NCAA)				-	-	-	-	-		
Others (CDT, BTr Docs Stamp, etc.)				-	-	-	-	-		

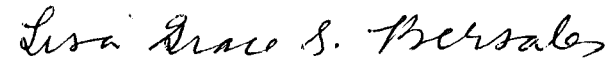
Certified Correct:



EVELYN F. TOLENTINO
Agency, Chief Accountant

Date

Approved by:




LISA GRACE S. BERSALES Ph. D.
Undersecretary
National Statistician and Civil Registrar General

Date

1/a

MONTHLY REPORT OF DISBURSEMENTS
For the month of December, 2017



FAR No. 4

Department: National Economic and Development Authority (NEDA)						Agency: Philippine Statistics Authority												
Organization Code (UACS): 240080300000						Fund Cluster: 01 - Regular Agency Fund												
PARTICULARS	CURRENT YEAR BUDGET					PRIOR YEAR'S BUDGET												
	PS	MOOE	Fin. Exp	CO	TOTAL	PAYABLE					CURRENT YEAR'S ACCOUNTS PAYABLE							SUB-TOTAL
						PS	MOOE	Fin. Exp	CO	Sub-Total	PS	MOOE	Fin. Exp	CO	Sub-Total	TOTAL		
1	2	3	4	5	6=(2+3+4+5)	7	8	9	10	11=(7+8+9+10)	12	13	14	15	16=(12+13+14+15)	17=(11+16)	18=(6+17)	
Notice of Cash Allocation (NCA)	83,565,995.77	181,558,582.81		454,952.59	265,579,531.17							1,117,773.50			1,117,773.50	1,117,773.50	266,697,304.67	
MDS Checks Issued	33,010,944.76	111,532,574.79		454,952.59	144,998,472.14							444,622.91			444,622.91	444,622.91	145,443,095.05	
National Economic and Development Authority (NEDA)	33,010,944.76	111,532,574.79		454,952.59	144,998,472.14							444,622.91			444,622.91	444,622.91	145,443,095.05	
Philippine Statistics Authority	33,010,944.76	111,532,574.79		454,952.59	144,998,472.14							444,622.91			444,622.91	444,622.91	145,443,095.05	
National Capital Region (NCR)	2,860,055.66	1,907,706.13			4,767,761.79												4,767,761.79	
Regional Statistical Services Office - NCR	2,860,055.66	1,907,706.13			4,767,761.79												4,767,761.79	
Region I - Ilocos	1,665,398.40	1,213,545.46			2,878,943.86												2,878,943.86	
Regional Statistical Services Office - I	1,665,398.40	1,213,545.46			2,878,943.86												2,878,943.86	
Cordillera Administrative Region (CAR)	2,655,209.35	9,350,163.00			12,005,372.35												12,005,372.35	
Regional Statistical Services Office - CAR	2,655,209.35	9,350,163.00			12,005,372.35												12,005,372.35	
Region II - Cagayan Valley	1,217,595.73	10,671,152.38		180,562.50	12,069,310.61												12,069,310.61	
Regional Statistical Services Office - II	1,217,595.73	10,671,152.38		180,562.50	12,069,310.61												12,069,310.61	
Region III - Central Luzon	997,121.86	299,240.43			1,296,362.29												1,296,362.29	
Regional Statistical Services Office - III	997,121.86	299,240.43			1,296,362.29												1,296,362.29	
Region IVA - CALABARZON	2,065,750.36	23,117,027.70			25,182,778.06												25,182,778.06	
Regional Statistical Services Office - IV-A	2,065,750.36	23,117,027.70			25,182,778.06												25,182,778.06	
Region IVB - MIMAROPA	4,433,113.27	14,932,480.81			19,365,594.08												19,365,594.08	
Regional Statistical Services Office - IV-B	4,433,113.27	14,932,480.81			19,365,594.08												19,365,594.08	
Region V - Bicol	41,827.94	1,806,888.75			1,848,716.69												1,848,716.69	
Regional Statistical Services Office - V	41,827.94	1,806,888.75			1,848,716.69												1,848,716.69	
Region VI - Western Visayas	5,514,343.62	7,454,043.43			12,968,387.05												12,968,387.05	
Regional Statistical Services Office - VI	5,514,343.62	7,454,043.43			12,968,387.05												12,968,387.05	

Handwritten signatures and initials at the bottom right of the page.

Department: National Economic and Development Authority (NEDA) Operating Unit: REGIONAL STATISTICAL SERVICES OFFICE (CONSOLIDATED)
 Organization Code (UACS): 240080300000 Report Status: SUBMITTED

PARTICULARS	TRUST LIABILITIES				GRAND TOTAL					REMARKS
	PS	MOOE	CO	TOTAL	PS	MOOE	Fin. Exp	CO	TOTAL	
1	19	20	21	22=(19+20+21)	23	24	25	26	27=(23+24+25+26)	28
Notice of Cash Allocation (NCA)					83,565,995.77	182,676,356.31		454,952.59	266,697,304.67	
MDS Checks Issued					33,010,944.78	111,977,197.70		454,952.59	145,443,095.05	
National Economic and Development Authority (NEDA)					33,010,944.78	111,977,197.70		454,952.59	145,443,095.05	
Philippine Statistics Authority					33,010,944.78	111,977,197.70		454,952.59	145,443,095.05	
National Capital Region (NCR)					2,860,055.66	1,907,706.13			4,767,761.79	
Regional Statistical Services Office - NCR					2,860,055.66	1,907,706.13			4,767,761.79	
Region I - Ilocos					1,665,398.40	1,213,545.46			2,878,943.86	
Regional Statistical Services Office - I					1,665,398.40	1,213,545.46			2,878,943.86	
Cordillera Administrative Region (CAR)					2,655,209.35	9,350,163.00			12,005,372.35	
Regional Statistical Services Office - CAR					2,655,209.35	9,350,163.00			12,005,372.35	
Region II - Cagayan Valley					1,217,595.73	10,671,152.38		180,562.50	12,069,310.61	
Regional Statistical Services Office - II					1,217,595.73	10,671,152.38		180,562.50	12,069,310.61	
Region III - Central Luzon					997,121.86	299,240.43			1,296,362.29	
Regional Statistical Services Office - III					997,121.86	299,240.43			1,296,362.29	
Region IVA - CALABARZON					2,065,750.36	23,117,027.70			25,182,778.06	
Regional Statistical Services Office - IV-A					2,065,750.36	23,117,027.70			25,182,778.06	
Region IVB - MIMAROPA					4,433,113.27	14,932,480.81			19,365,594.08	
Regional Statistical Services Office - IV-B					4,433,113.27	14,932,480.81			19,365,594.08	
Region V - Bicol					41,827.94	1,806,888.75			1,848,716.69	
Regional Statistical Services Office - V					41,827.94	1,806,888.75			1,848,716.69	
Region VI - Western Visayas					5,514,343.62	7,454,043.43			12,968,387.05	
Regional Statistical Services Office - VI					5,514,343.62	7,454,043.43			12,968,387.05	

Handwritten signatures and initials:
 PP
 [Signature]
 [Signature]
 [Signature]

Department: National Economic and Development Authority (NEDA)

Agency: Philippine Statistics Authority

Organization Code (UACS): 240080300000

Fund Cluster: 01 - Regular Agency Fund

PARTICULARS	CURRENT YEAR BUDGET					PRIOR YEAR'S BUDGET											SUB-TOTAL	
	PS	MOOE	Fin. Exp	CO	TOTAL	PAYABLE					CURRENT YEAR'S ACCOUNTS PAYABLE							
						PS	MOOE	Fin. Exp	CO	Sub-Total	PS	MOOE	Fin. Exp	CO	Sub-Total	TOTAL		
1	2	3	4	5	6=(2+3+4+5)	7	8	9	10	11=(7+8+9+10)	12	13	14	15	16=(12+13+14+15)	17=(11+16)	18=(6+17)	
Region VII - Central Visayas	96,975.42	2,189,397.41			2,286,372.83							444,622.91				444,622.91	444,622.91	2,730,995.74
Regional Statistical Services Office - VII	96,975.42	2,189,397.41			2,286,372.83							444,622.91				444,622.91	444,622.91	2,730,995.74
Region VIII - Eastern Visayas	336,221.08	4,482,187.40			4,818,408.48													4,818,408.48
Regional Statistical Services Office - VIII	336,221.08	4,482,187.40			4,818,408.48													4,818,408.48
Region IX - Zamboanga Peninsula	129,134.23	1,258,461.23			1,387,595.46													1,387,595.46
Regional Statistical Services Office - IX	129,134.23	1,258,461.23			1,387,595.46													1,387,595.46
Region X - Northern Mindanao	917,238.24	4,637,647.49			5,554,885.73													5,554,885.73
Regional Statistical Services Office - X	917,238.24	4,637,647.49			5,554,885.73													5,554,885.73
Region XI - Davao	266,740.70	4,682,508.83			4,949,249.53													4,949,249.53
Regional Statistical Services Office - XI	266,740.70	4,682,508.83			4,949,249.53													4,949,249.53
Region XII - SOCCSKSARGEN	3,918,378.87	5,105,654.19			9,024,033.06													9,024,033.06
Regional Statistical Services Office - XII	3,918,378.87	5,105,654.19			9,024,033.06													9,024,033.06
Region XIII - CARAGA	2,450,952.03	16,348,470.15		274,390.09	19,073,812.27													19,073,812.27
Regional Statistical Services Office - XIII	2,450,952.03	16,348,470.15		274,390.09	19,073,812.27													19,073,812.27
Autonomous Region in Muslim Mindanao (ARMM)	3,444,888.00	2,076,000.00			5,520,888.00													5,520,888.00
Regional Statistical Services Office - ARMM	3,444,888.00	2,076,000.00			5,520,888.00													5,520,888.00
Advice to Debit Account	50,555,051.01	70,026,008.02			120,581,059.03							673,150.59				673,150.59	673,150.59	121,254,209.62
National Economic and Development Authority (NEDA)	50,555,051.01	70,026,008.02			120,581,059.03							673,150.59				673,150.59	673,150.59	121,254,209.62
Philippine Statistics Authority	50,555,051.01	70,026,008.02			120,581,059.03							673,150.59				673,150.59	673,150.59	121,254,209.62
National Capital Region (NCR)	5,644,591.29	7,618,685.03			13,263,276.32													13,263,276.32
Regional Statistical Services Office - NCR	5,644,591.29	7,618,685.03			13,263,276.32													13,263,276.32
Region I - Ilocos	2,988,001.78	6,944,595.67			9,932,597.45													9,932,597.45
Regional Statistical Services Office - I	2,988,001.78	6,944,595.67			9,932,597.45													9,932,597.45
Cordillera Administrative Region (CAR)	1,364,355.64	682,632.29			2,046,987.93													2,046,987.93
Regional Statistical Services Office - CAR	1,364,355.64	682,632.29			2,046,987.93													2,046,987.93

Handwritten signatures and initials: MNY, PP, SM, Jm

Department: National Economic and Development Authority (NEDA)

Operating Unit: REGIONAL STATISTICAL SERVICES OFFICE (CONSOLIDATED)

Organization Code (UACS): 240080300000

Report Status: SUBMITTED

PARTICULARS	TRUST LIABILITIES				GRAND TOTAL					REMARKS
	PS	MOOE	CO	TOTAL	PS	MOOE	Fin. Exp	CO	TOTAL	
1	19	20	21	22=(19+20+21)	23	24	25	26	27=(23+24+25+26)	28
Region VII - Central Visayas					96,975.42	2,634,020.32			2,730,995.74	
Regional Statistical Services Office - VII					96,975.42	2,634,020.32			2,730,995.74	
Region VIII - Eastern Visayas					336,221.08	4,482,187.40			4,818,408.48	
Regional Statistical Services Office - VIII					336,221.08	4,482,187.40			4,818,408.48	
Region IX - Zamboanga Peninsula					129,134.23	1,258,461.23			1,387,595.46	
Regional Statistical Services Office - IX					129,134.23	1,258,461.23			1,387,595.46	
Region X - Northern Mindanao					917,238.24	4,637,647.49			5,554,885.73	
Regional Statistical Services Office - X					917,238.24	4,637,647.49			5,554,885.73	
Region XI - Davao					266,740.70	4,682,508.83			4,949,249.53	
Regional Statistical Services Office - XI					266,740.70	4,682,508.83			4,949,249.53	
Region XII - SOCCSKSARGEN					3,918,378.87	5,105,654.19			9,024,033.06	
Regional Statistical Services Office - XII					3,918,378.87	5,105,654.19			9,024,033.06	
Region XIII - CARAGA					2,450,952.03	16,348,470.15		274,390.09	19,073,812.27	
Regional Statistical Services Office - XIII					2,450,952.03	16,348,470.15		274,390.09	19,073,812.27	
Autonomous Region in Muslim Mindanao (ARMM)					3,444,888.00	2,076,000.00			5,520,888.00	
Regional Statistical Services Office - ARMM					3,444,888.00	2,076,000.00			5,520,888.00	
Advice to Debit Account					50,555,051.01	70,699,158.61			121,254,209.62	
National Economic and Development Authority (NEDA)					50,555,051.01	70,699,158.61			121,254,209.62	
Philippine Statistics Authority					50,555,051.01	70,699,158.61			121,254,209.62	
National Capital Region (NCR)					5,644,591.29	7,618,685.03			13,263,276.32	
Regional Statistical Services Office - NCR					5,644,591.29	7,618,685.03			13,263,276.32	
Region I - Ilocos					2,988,001.78	6,944,595.67			9,932,597.45	
Regional Statistical Services Office - I					2,988,001.78	6,944,595.67			9,932,597.45	
Cordillera Administrative Region (CAR)					1,364,355.64	682,632.29			2,046,987.93	
Regional Statistical Services Office - CAR					1,364,355.64	682,632.29			2,046,987.93	

Handwritten signatures and initials at the bottom right of the page.

Department: National Economic and Development Authority (NEDA)

Agency: Philippine Statistics Authority

Organization Code (UACS): 240080300000

Fund Cluster: 01 - Regular Agency Fund

PARTICULARS	CURRENT YEAR BUDGET					PRIOR YEAR'S BUDGET											SUB-TOTAL	
	PS	MOOE	Fin. Exp	CO	TOTAL	PAYABLE					CURRENT YEAR'S ACCOUNTS PAYABLE							
						PS	MOOE	Fin. Exp	CO	Sub-Total	PS	MOOE	Fin. Exp	CO	Sub-Total	TOTAL		
1	2	3	4	5	6=(2+3+4+5)	7	8	9	10	11=(7+8+9+10)	12	13	14	15	16=(12+13+14+15)	17=(11+16)	18=(6+17)	
Region II - Cagayan Valley	3,456,215.30	1,247,144.12			4,703,359.42													4,703,359.42
Regional Statistical Services Office - II	3,456,215.30	1,247,144.12			4,703,359.42													4,703,359.42
Region III - Central Luzon	2,667,388.31	12,564,342.12			15,231,730.43													15,231,730.43
Regional Statistical Services Office - III	2,667,388.31	12,564,342.12			15,231,730.43													15,231,730.43
Region IVA - CALABARZON	5,623,287.57	2,130,852.78			7,754,140.35													7,754,140.35
Regional Statistical Services Office - IV-A	5,623,287.57	2,130,852.78			7,754,140.35													7,754,140.35
Region IVB - MIMAROPA	841,628.31	877,100.43			1,718,728.74													1,718,728.74
Regional Statistical Services Office - IV-B	841,628.31	877,100.43			1,718,728.74													1,718,728.74
Region V - Bicol	3,570,993.39	5,037,346.18			8,608,339.57													8,608,339.57
Regional Statistical Services Office - V	3,570,993.39	5,037,346.18			8,608,339.57													8,608,339.57
Region VII - Central Visayas	5,237,454.38	3,592,761.96			8,830,216.34							673,150.59			673,150.59	673,150.59		9,503,366.93
Regional Statistical Services Office - VII	5,237,454.38	3,592,761.96			8,830,216.34							673,150.59			673,150.59	673,150.59		9,503,366.93
Region VIII - Eastern Visayas	5,182,973.47	6,098,348.52			11,281,321.99													11,281,321.99
Regional Statistical Services Office - VIII	5,182,973.47	6,098,348.52			11,281,321.99													11,281,321.99
Region IX - Zamboanga Peninsula	3,682,536.28	4,323,557.27			8,006,093.55													8,006,093.55
Regional Statistical Services Office - IX	3,682,536.28	4,323,557.27			8,006,093.55													8,006,093.55
Region X - Northern Mindanao	4,909,663.11	14,902,456.17			19,812,119.28													19,812,119.28
Regional Statistical Services Office - X	4,909,663.11	14,902,456.17			19,812,119.28													19,812,119.28
Region XI - Davao	4,574,735.81	3,263,255.81			7,837,991.62													7,837,991.62
Regional Statistical Services Office - XI	4,574,735.81	3,263,255.81			7,837,991.62													7,837,991.62
Region XIII - CARAGA	811,226.37	742,929.67			1,554,156.04													1,554,156.04
Regional Statistical Services Office - XIII	811,226.37	742,929.67			1,554,156.04													1,554,156.04

Handwritten signatures and initials at the bottom right of the page.

Department: National Economic and Development Authority (NEDA)

Operating Unit: REGIONAL STATISTICAL SERVICES OFFICE (CONSOLIDATED)

Organization Code (UACS): 240080300000

Report Status: SUBMITTED

PARTICULARS	TRUST LIABILITIES				GRAND TOTAL					REMARKS
	PS	MOOE	CO	TOTAL	PS	MOOE	Fin. Exp	CO	TOTAL	
1	19	20	21	22=(19+20+21)	23	24	25	26	27=(23+24+25+26)	28
Region II - Cagayan Valley					3,456,215.30	1,247,144.12			4,703,359.42	
Regional Statistical Services Office - II					3,456,215.30	1,247,144.12			4,703,359.42	
Region III - Central Luzon					2,667,388.31	12,564,342.12			15,231,730.43	
Regional Statistical Services Office - III					2,667,388.31	12,564,342.12			15,231,730.43	
Region IVA - CALABARZON					5,623,287.57	2,130,852.78			7,754,140.35	
Regional Statistical Services Office - IV-A					5,623,287.57	2,130,852.78			7,754,140.35	
Region IVB - MIMAROPA					841,628.31	877,100.43			1,718,728.74	
Regional Statistical Services Office - IV-B					841,628.31	877,100.43			1,718,728.74	
Region V - Bicol					3,570,993.39	5,037,346.18			8,608,339.57	
Regional Statistical Services Office - V					3,570,993.39	5,037,346.18			8,608,339.57	
Region VII - Central Visayas					5,237,454.38	4,265,912.55			9,503,366.93	
Regional Statistical Services Office - VII					5,237,454.38	4,265,912.55			9,503,366.93	
Region VIII - Eastern Visayas					5,182,973.47	6,098,348.52			11,281,321.99	
Regional Statistical Services Office - VIII					5,182,973.47	6,098,348.52			11,281,321.99	
Region IX - Zamboanga Peninsula					3,682,536.28	4,323,557.27			8,006,093.55	
Regional Statistical Services Office - IX					3,682,536.28	4,323,557.27			8,006,093.55	
Region X - Northern Mindanao					4,909,663.11	14,902,456.17			19,812,119.28	
Regional Statistical Services Office - X					4,909,663.11	14,902,456.17			19,812,119.28	
Region XI - Davao					4,574,735.81	3,263,255.81			7,837,991.62	
Regional Statistical Services Office - XI					4,574,735.81	3,263,255.81			7,837,991.62	
Region XIII - CARAGA					811,226.37	742,929.67			1,554,156.04	
Regional Statistical Services Office - XIII					811,226.37	742,929.67			1,554,156.04	

MR [Signature]

 [Initials]

 [Signature]

 [Signature]

Department: National Economic and Development Authority (NEDA)

Agency: Philippine Statistics Authority

Organization Code (UACS): 240080300000

Fund Cluster: 01 - Regular Agency Fund

PARTICULARS	CURRENT YEAR BUDGET					PRIOR YEAR'S BUDGET											SUB-TOTAL	
	PS	MOOE	Fin. Exp	CO	TOTAL	PAYABLE					CURRENT YEAR'S ACCOUNTS PAYABLE							
						PS	MOOE	Fin. Exp	CO	Sub-Total	PS	MOOE	Fin. Exp	CO	Sub-Total	TOTAL		
1	2	3	4	5	6=(2+3+4+5)	7	8	9	10	11=(7+8+9+10)	12	13	14	15	16=(12+13+14+15)	17=(11+16)	18=(6+17)	
Notice of Transfer of Allocation (NTA)		8,984,762.74			8,984,762.74													8,984,762.74
MDS Checks Issued		8,984,762.74			8,984,762.74													8,984,762.74
National Economic and Development Authority (NEDA)		8,984,762.74			8,984,762.74													8,984,762.74
Philippine Statistics Authority		8,984,762.74			8,984,762.74													8,984,762.74
Autonomous Region in Muslim Mindanao (ARMM)		8,984,762.74			8,984,762.74													8,984,762.74
Regional Statistical Services Office - ARMM		8,984,762.74			8,984,762.74													8,984,762.74
Regional Statistical Services Office - NCR	517,344.31	492,318.76			1,009,663.07													1,009,663.07
Region I - Ilocos	133,106.70	91,150.35			224,257.05													224,257.05
Regional Statistical Services Office - I	133,106.70	91,150.35			224,257.05													224,257.05
Cordillera Administrative Region (CAR)	477,872.98	692,402.45			1,170,275.43													1,170,275.43
Regional Statistical Services Office - CAR	477,872.98	692,402.45			1,170,275.43													1,170,275.43
Region II - Cagayan Valley	229,764.57	364,255.35		12,037.50	606,057.42													606,057.42
Regional Statistical Services Office - II	229,764.57	364,255.35		12,037.50	606,057.42													606,057.42
Region VI - Western Visayas	274,429.53	203,469.81			477,899.34													477,899.34
Regional Statistical Services Office - VI	274,429.53	203,469.81			477,899.34													477,899.34
Region VII - Central Visayas	152,409.82	169,251.00			321,660.82							59,254.34			59,254.34	59,254.34		380,915.16
Regional Statistical Services Office - VII	152,409.82	169,251.00			321,660.82							59,254.34			59,254.34	59,254.34		380,915.16
Region VIII - Eastern Visayas	456,130.47	971,978.98			1,428,109.45													1,428,109.45
Regional Statistical Services Office - VIII	456,130.47	971,978.98			1,428,109.45													1,428,109.45
Region IX - Zamboanga Peninsula	314,605.72	500,728.01			815,333.73													815,333.73
Regional Statistical Services Office - IX	314,605.72	500,728.01			815,333.73													815,333.73
Region X - Northern Mindanao	367,317.51	958,568.22			1,325,885.73													1,325,885.73
Regional Statistical Services Office - X	367,317.51	958,568.22			1,325,885.73													1,325,885.73
Region XI - Davao	158,509.12	290,540.61			449,049.73													449,049.73
Regional Statistical Services Office - XI	158,509.12	290,540.61			449,049.73													449,049.73

MDY 2020
[Handwritten signature]

Department: National Economic and Development Authority (NEDA)

Operating Unit: REGIONAL STATISTICAL SERVICES OFFICE (CONSOLIDATED)

Organization Code (UACS): 240080300000

Report Status: SUBMITTED

PARTICULARS	TRUST LIABILITIES				GRAND TOTAL					REMARKS
	PS	MOOE	CO	TOTAL	PS	MOOE	Fin. Exp.	CO	TOTAL	
1	19	20	21	22=(19+20+21)	23	24	25	26	27=(23+24+25+26)	28
Notice of Transfer of Allocation (NTA)						8,984,762.74			8,984,762.74	
MDS Checks Issued						8,984,762.74			8,984,762.74	
National Economic and Development Authority (NEDA)						8,984,762.74			8,984,762.74	
Philippine Statistics Authority						8,984,762.74			8,984,762.74	
Autonomous Region in Muslim Mindanao (ARMM)						8,984,762.74			8,984,762.74	
Regional Statistical Services Office - ARMM						8,984,762.74			8,984,762.74	
Regional Statistical Services Office - NCR					517,344.31	492,318.76			1,009,663.07	
Region I - Ilocos					133,106.70	91,150.35			224,257.05	
Regional Statistical Services Office - I					133,106.70	91,150.35			224,257.05	
Cordillera Administrative Region (CAR)					477,872.98	692,402.45			1,170,275.43	
Regional Statistical Services Office - CAR					477,872.98	692,402.45			1,170,275.43	
Region II - Cagayan Valley					229,764.57	364,255.35		12,037.50	606,057.42	
Regional Statistical Services Office - II					229,764.57	364,255.35		12,037.50	606,057.42	
Region VI - Western Visayas					274,429.53	203,469.81			477,899.34	
Regional Statistical Services Office - VI					274,429.53	203,469.81			477,899.34	
Region VII - Central Visayas					152,409.82	228,505.34			380,915.16	
Regional Statistical Services Office - VII					152,409.82	228,505.34			380,915.16	
Region VIII - Eastern Visayas					456,130.47	971,978.98			1,428,109.45	
Regional Statistical Services Office - VIII					456,130.47	971,978.98			1,428,109.45	
Region IX - Zamboanga Peninsula					314,605.72	500,728.01			815,333.73	
Regional Statistical Services Office - IX					314,605.72	500,728.01			815,333.73	
Region X - Northern Mindanao					367,317.51	958,568.22			1,325,885.73	
Regional Statistical Services Office - X					367,317.51	958,568.22			1,325,885.73	
Region XI - Davao					158,509.12	290,540.61			449,049.73	
Regional Statistical Services Office - XI					158,509.12	290,540.61			449,049.73	

10/17/17 PP and [Signature]

Department: National Economic and Development Authority (NEDA)

Agency: Philippine Statistics Authority

Organization Code (UACS): 240080300000

Fund Cluster: 01 - Regular Agency Fund

PARTICULARS	CURRENT YEAR BUDGET					PRIOR YEAR'S BUDGET											SUB-TOTAL	
	PS	MOOE	Fin. Exp	CO	TOTAL	PAYABLE					CURRENT YEAR'S ACCOUNTS PAYABLE							
						PS	MOOE	Fin. Exp	CO	Sub-Total	PS	MOOE	Fin. Exp	CO	Sub-Total	TOTAL		
1	2	3	4	5	6=(2+3+4+5)	7	8	9	10	11=(7+8+9+10)	12	13	14	15	16=(12+13+14+15)	17=(11+16)	18=(6+17)	
Region XII - SOCCSKSARGEN	171,108.21	175,798.15			346,906.36													346,906.36
Regional Statistical Services Office - XII	171,108.21	175,798.15			346,906.36													346,906.36
Region XIII - CARAGA	463,420.69	533,754.33		17,827.73	1,015,002.75													1,015,002.75
Regional Statistical Services Office - XIII	463,420.69	533,754.33		17,827.73	1,015,002.75													1,015,002.75
Autonomous Region in Muslim Mindanao (ARMM)	340,292.40	341,622.73			681,915.13													681,915.13
Regional Statistical Services Office - ARMM	340,292.40	341,622.73			681,915.13													681,915.13
Grand Total	90,159,508.68	199,143,262.87		484,817.82	289,787,589.37							1,177,027.84			1,177,027.84	1,177,027.84	290,964,617.21	

Handwritten signatures and initials:
 [Signature] [Signature] [Signature]
 [Initials] [Initials] [Initials]

Department: National Economic and Development Authority (NEDA)				Operating Unit: REGIONAL STATISTICAL SERVICES OFFICE (CONSOLIDATED)						
Organization Code (UACS): 240080300000				Report Status: SUBMITTED						
PARTICULARS	TRUST LIABILITIES				GRAND TOTAL					REMARKS
	PS	MOOE	CO	TOTAL	PS	MOOE	Fin. Exp	CO	TOTAL	
1	19	20	21	22=(19+20+21)	23	24	25	26	27=(23+24+25+26)	28
Region XII - SOCCSKSARGEN					171,108.21	175,798.15			346,906.36	
Regional Statistical Services Office - XII					171,108.21	175,798.15			346,906.36	
Region XIII - CARAGA					463,420.69	533,754.33		17,827.73	1,015,002.75	
Regional Statistical Services Office - XIII					463,420.69	533,754.33		17,827.73	1,015,002.75	
Autonomous Region in Muslim Mindanao (ARMM)					340,292.40	341,622.73			681,915.13	
Regional Statistical Services Office - ARMM					340,292.40	341,622.73			681,915.13	
Grand Total					90,159,508.68	200,320,290.71		484,817.82	290,964,617.21	

MDN 99
 Julo
 /m

MONTHLY REPORT OF DISBURSEMENTS
For the month of December, 2017

Department: National Economic and Development Authority (NEDA)											Agency: Philippine Statistics Authority						
Organization Code (UACS): 240080300000											Fund Cluster: 01 - Regular Agency Fund						
PARTICULARS	CURRENT YEAR BUDGET					PRIOR YEAR'S BUDGET										SUB-TOTAL	
	PS	MOOE	Fin. Exp	CO	TOTAL	PAYABLE					CURRENT YEAR'S ACCOUNTS PAYABLE						
						PS	MOOE	Fin. Exp	CO	Sub-Total	PS	MOOE	Fin. Exp	CO	Sub-Total		TOTAL
1	2	3	4	5	6=(2+3+4+5)	7	8	9	10	11=(7+8+9+10)	12	13	14	15	16=(12+13+14+15)	17=(11+16)	18=(6+17)

Summary

PARTICULARS	PREVIOUS REPORT	CURRENT MONTH	AS OF DATE
(1)	(2)	(3)	(4)
Total Disbursement Authorities Received			
NCA	1,714,174,721.69	128,969,243.91	1,843,143,965.60
Working Fund			
TRA	77,989,840.91	15,282,549.80	93,272,390.71
CDC			
NCAA			
Others (CDT, BTr Docs Stamp, etc.)	257,439.40	125,434.94	382,874.34
Less: Notice of Transfer Allocations (NTA)* issued	7,893,244.10	3,065,973.85	10,959,217.95
Total Disbursements Authorities Available	1,784,528,757.90	141,311,254.80	1,925,840,012.70
Less			
Lapsed NCA	1,204,800.83	2,498,028.18	3,702,829.01
Disbursements	1,631,172,566.48	290,964,617.21	1,922,137,183.69
Balance of Disbursements Authorities as of to date	152,151,390.59	(152,151,390.59)	
Total Disbursements Program	1,784,473,923.68	141,366,089.02	1,925,840,012.70
Less: * Actual Disbursements	1,631,172,566.48	290,964,617.21	1,922,137,183.69
(Over)/Under spending~	153,301,357.20	(149,598,528.19)	3,702,829.01


Certified Correct:


EVELYN F. TOLENTINO
 Agency Chief Accountant

Date:

This report was generated using the Unified Reporting System on 01/26/2018 10:30

Approved By:
FOR THE NATIONAL STATISTICIAN


ROMEO S. RECIDE
 Assistant Secretary
 Deputy National Statistician, SSO
 Officer-in-Charge

Date:

2

1/26



In following-up, pls. cite DMS ref #

2017-BA-0117214

REPUBLIC OF THE PHILIPPINES
DEPARTMENT OF BUDGET AND MANAGEMENT
GENERAL SOLANO STREET, SAN MIGUEL, MANILA

ACKNOWLEDGEMENT RECEIPT

The **DEPARTMENT OF BUDGET AND MANAGEMENT** hereby acknowledges the receipt of your letter/request which has been uploaded to the DBM-Document Management System and routed to the appropriate office/s with the following information:

Sender: NEDA-PSA- PERSONAL DELIVERY

Document Title: NEDA-PSA-SUBMISSION OF MONTHLY REPORT OF DISBURSEMENT (FAR 4)
FOR THE MONTH OF NOVEMBER 2017

Document Reference No: 2017-BA-0117214

Date and Time Uploaded: Thursday, December 28, 2017 5:06:33 PM

Uploaded By: Rachel

Routed To: BMB-A Elsa Abundo


CC:

Total no of pages received: 1 copy and 18 pages

The determination of the completeness of the documentary requirements submitted, if any, is subject to the evaluation of the technical person in charge.

This receipt is system generated and does not require signature.

Received by:



DOCUMENT
MANAGEMENT
SYSTEM



REPUBLIC OF THE PHILIPPINES
PHILIPPINE STATISTICS AUTHORITY

Reference No. 17FAS03-709

December 22, 2017

MR. USMIN P. DIAMEL
Director IV
Office of the Director
COA-Government Accountancy Office
Commonwealth Ave., Quezon City

Government Accountancy Office
Office of the Director
RECEIVED

By: _____
Date: **DEC 29 2017**


Dear Sir:

We are transmitting the following Financial Accountability Reports:

- a) Monthly Report of Disbursement for the month of November 2017 (Regular Fund)
- b) Monthly Report of Disbursement for the month of November 2017 (Foreign Assisted)
- c) Monthly Report of Disbursement for the month of November 2017 (Trust Fund)

Please acknowledge receipt. Thank you.

Very truly yours,


MS. EVELYN F. TOLENTINO
Chief Accountant
PSA

ACKNOWLEDGMENT RECEIPT

MS. EVELYN F. TOLENTINO
Chief Accountant
PSA

This is to acknowledge receipt of the reports as mentioned above

Received by: _____

Date Received: _____

MONTHLY REPORT OF DISBURSEMENTS
For the month of November, 2017

Department: National Economic and Development Authority (NEDA)					
Organization Code (UACS): 240080100000					
PARTICULARS	CURRENT YEAR BUDGET				
	PS	MOOE	Fin. Exp	CO	TOTAL
	2	3	4	5	6=(2+3+4+5)
Notice of Cash Allocation (NCA)	47,389,028.80	52,572,188.15	-	-	99,961,216.95
MDS Checks Issued	7,749,934.18	23,154,756.71			30,904,690.89
Advice to Debit Account	39,639,094.62	29,417,431.44			69,056,526.06
Notice of Transfer of Allocation (NTA)	4,681,772.86	5,700,000.00	-	-	10,381,772.86
MDS Checks Issued					
Advice to Debit Account	4,681,772.86	5,700,000.00			10,381,772.86
Working Fund (NCA issued to BTr)					
Tax Remittance Advices Issued (TRA)	8,796,387.46	8,461,193.64			17,257,581.10
Cash Disbursement Ceiling (CDC)					
Non-Cash Availment Authority (NCAA)					
Others (CDT, BTr Docs Stamp, etc.)					

Summary

PARTICULARS (1)	PREVIOUS REPORT (2)	CURRENT REPORT (3)	AS OF DATE (4)
Total Disbursement Authorities Received			
NCA	2,345,248,519.00	371,547,372.00	2,716,795,891.00
TRA	144,615,236.54	17,258,917.17	161,874,153.71
Less: Notice of Transfer Allocations (NTA)* issued	601,851,261.86	10,381,772.86	612,233,034.72
Total Disbursements Authorities Available	3,091,715,017.40	399,188,062.03	3,490,903,079.43
Less			
Lapsed NCA	816,581,094.72		816,581,094.72
Disbursements	1,680,976,155.73	128,309,323.82	1,809,285,479.55
Balance of Disbursements Authorities as of to date	594,157,766.95	270,878,738.21	865,036,505.16
Total Disbursements Program	3,091,715,017.40	399,188,062.03	3,490,903,079.43
Less: * Actual Disbursements	1,680,976,155.73	128,309,323.82	1,809,285,479.55
(Over)/Under spending~	1,410,738,861.67	270,878,738.21	1,681,617,599.88



Handwritten signature

Department: National Economic and Development Authority (NEDA)					Agency: Philippine Statistics Authority								
Organization Code (UACS): 240080100000					Fund Cluster: 01 - Regular Agency Fund								
PARTICULARS	PRIOR YEAR'S BUDGET											SUB-TOTAL	
	PRIOR YEAR'S ACCOUNTS PAYABLE					CURRENT YEAR'S ACCOUNTS PAYABLE							
	PS	MOOE	Fin. Exp	CO	Sub-Total	PS	MOOE	Fin. Exp	CO	Sub-Total	TOTAL		
	7	8	9	10	11=(7+8+9+10)	12	13	14	15	16=(12+13+14+15)	17=(11+16)		18=(6+17)
Notice of Cash Allocation (NCA)	-	707,416.84	-	-	707,416.84						-	707,416.84	100,668,633.79
MDS Checks Issued													30,904,690.89
Advice to Debit Account		707,416.84			707,416.84						-	707,416.84	69,763,942.90
Notice of Transfer of Allocation (NTA)													10,381,772.86
MDS Checks Issued													-
Advice to Debit Account													10,381,772.86
Working Fund (NCA issued to BTr)													-
Tax Remittance Advices Issued (TRA)		1,336.07			1,336.07						-	1,336.07	17,258,917.17
Cash Disbursement Ceiling (CDC)													
Non-Cash Availment Authority (NCAA)													
Others (CDT, BTr Docs Stamp, etc.)													

Department: National Economic and Development Authority (NEDA)					Operating Unit: Central Office					
Organization Code (UACS): 240080100000					Report Status: SUBMITTED					
PARTICULARS	TRUST LIABILITIES				GRAND TOTAL					REMARKS
	PS	MOOE	CO	TOTAL	PS	MOOE	Fin. Exp	CO	TOTAL	
	19	20	21	22=(19+20+21)	23	24	25	26	27=(23+24+25+26)	
Notice of Cash Allocation (NCA)					47,389,028.80	53,279,604.99		-	100,668,633.79	
MDS Checks Issued					7,749,934.18	23,154,756.71		-	30,904,690.89	
Advice to Debit Account					39,639,094.62	30,124,848.28		-	69,763,942.90	
Notice of Transfer of Allocation (NTA)					4,681,772.86	5,700,000.00			10,381,772.86	
MDS Checks Issued										
Advice to Debit Account					4,681,772.86	5,700,000.00			10,381,772.86	
Working Fund (NCA issued to BTr)										
Tax Remittance Advices Issued (TRA)					8,796,387.46	8,462,529.71		-	17,258,917.17	
Cash Disbursement Ceiling (CDC)										
Non-Cash Availment Authority (NCAA)										
Others (CDT, BTr Docs Stamp, etc.)										

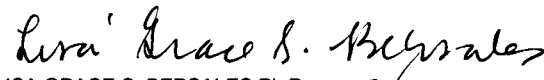
Certified Correct:


 EVELYN F. TOLENTINO
 Agency Chief Accountant

Date:

This report was generated using the Unified Reporting System on 12/21/2017 2:30

Approved by:


 LISA GRACE S. BERSALES Ph.D.
 Undersecretary
 National Statistician and Civil Registrar General

Date:


2

MONTHLY REPORT OF DISBURSEMENTS
For the month of November, 2017

Department: National Economic and Development Authority (NEDA)					
Organization Code (UACS): 240080100000					
PARTICULARS	CURRENT YEAR BUDGET				
	PS	MOOE	Fin. Exp	CO	TOTAL
	2	3	4	5	6=(2+3+4+5)
Notice of Cash Allocation (NCA)					-
MDS Checks Issued					
Advice to Debit Account					-
Notice of Transfer of Allocation (NTA)					
MDS Checks Issued					
Advice to Debit Account					
Working Fund (NCA issued to BTr)					
Tax Remittance Advices Issued (TRA)					
Cash Disbursement Ceiling (CDC)					
Non-Cash Availment Authority (NCAA)					
Others (CDT, BTr Docs Stamp, etc.)					

Summary

PARTICULARS (1)	PREVIOUS REPORT (2)	CURRENT REPORT (3)	AS OF DATE (4)
Total Disbursement Authorities Received			
NCA	14,006,624.82		14,006,624.82
Less: Notice of Transfer Allocations (NTA)* issued			
Total Disbursements Authorities Available	14,006,624.82		14,006,624.82
Less			
Lapsed NCA			
Disbursements	13,467,147.95		13,467,147.95
Balance of Disbursements Authorities as of to date	539,476.87		539,476.87
Total Disbursements Program	14,006,624.82		14,006,624.82
Less: * Actual Disbursements	13,467,147.95		13,467,147.95
(Over)/Under spending~	539,476.87		539,476.87



3


Department: National Economic and Development Authority (NEDA)					Operating Unit: Central Office					
Organization Code (UACS): 240080100000					Report Status: SUBMITTED					
PARTICULARS	TRUST LIABILITIES				GRAND TOTAL					REMARKS
	PS	MOOE	CO	TOTAL	PS	MOOE	Fin. Exp	CO	TOTAL	
	19	20	21	22=(19+20+21)	23	24	25	26	27=(23+24+25+26)	
Notice of Cash Allocation (NCA)										
MDS Checks Issued										
Advice to Debit Account										
Notice of Transfer of Allocation (NTA)										
MDS Checks Issued										
Advice to Debit Account										
Working Fund (NCA issued to BTr)										
Tax Remittance Advices Issued (TRA)										
Cash Disbursement Ceiling (CDC)										
Non-Cash Availment Authority (NCAA)										
Others (CDT, BTr Docs Stamp, etc.)										

Certified Correct:

Approved by:


EVELYN F. TOLENTINO
 Agency Chief Accountant




LISA GRACE S. BERSALES Ph.D.
 Undersecretary
 National Statistician and Civil Registrar General



N

Date:


Date:

MONTHLY REPORT OF DISBURSEMENTS
For the month of November, 2017

Department: National Economic and Development Authority (NEDA)					
Organization Code (UACS): 240080100000					
PARTICULARS	CURRENT YEAR BUDGET				
	PS	MOOE	Fin. Exp	CO	TOTAL
	2	3	4	5	6=(2+3+4+5)
Notice of Cash Allocation (NCA)		6,112,851.29			6,112,851.29
MDS Checks Issued					-
Advice to Debit Account		6,112,851.29			6,112,851.29
Notice of Transfer of Allocation (NTA)					
MDS Checks Issued					
Advice to Debit Account					
Working Fund (NCA issued to BTr)					
Tax Remittance Advices Issued (TRA)					
Cash Disbursement Ceiling (CDC)					
Non-Cash Availment Authority (NCAA)					
Others (CDT, BTr Docs Stamp, etc.)					

Summary

PARTICULARS (1)	PREVIOUS REPORT (2)	CURRENT REPORT (3)	AS OF DATE (4)
Total Disbursement Authorities Received			
NCA	59,673,864.00	4,750,789.00	64,424,653.00
Less: Notice of Transfer Allocations (NTA)* issued			
Total Disbursements Authorities Available	59,673,864.00	4,750,789.00	64,424,653.00
Less			
Lapsed NCA			
Disbursements	40,973,941.79	6,112,851.29	47,086,793.08
Balance of Disbursements Authorities as of to date	18,699,922.21	(1,362,062.29)	17,337,859.92
Total Disbursements Program	59,673,864.00	4,750,789.00	64,424,653.00
Less: * Actual Disbursements	40,973,941.79	6,112,851.29	47,086,793.08
(Over)/Under spending-	18,699,922.21	(1,362,062.29)	17,337,859.92

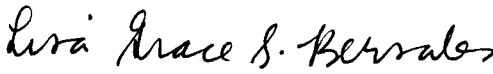


Department: National Economic and Development Authority (NEDA)					Operating Unit: Central Office					
Organization Code (UACS): 240080100000					Report Status: SUBMITTED					
PARTICULARS	TRUST LIABILITIES				GRAND TOTAL					REMARKS
	PS	MOOE	CO	TOTAL	PS	MOOE	Fin. Exp	CO	TOTAL	
	19	20	21	22=(19+20+21)	23	24	25	26	27=(23+24+25+26)	
Notice of Cash Allocation (NCA)						6,112,851.29			6,112,851.29	
MDS Checks Issued						-			-	
Advice to Debit Account						6,112,851.29			6,112,851.29	
Notice of Transfer of Allocation (NTA)										
MDS Checks Issued										
Advice to Debit Account										
Working Fund (NCA issued to BTr)										
Tax Remittance Advices Issued (TRA)										
Cash Disbursement Ceiling (CDC)										
Non-Cash Availment Authority (NCAA)										
Others (GDT, BTr Docs Stamp, etc.)										

Certified Correct:

Approved by:


 EVELYN F. TOLENTINO
 Agency Chief Accountant



 LISA GRACE S. BERSALES Ph.D.
 Undersecretary
 National Statistician and Civil Registrar General

Date:

Date:

MONTHLY REPORT OF DISBURSEMENTS
For the month of November, 2017

Department: National Economic and Development Authority (NEDA)						Agency: Philippine Statistics Authority											
Organization Code (UACS): 24008000000						Fund Cluster: 01 - Regular Agency Fund											
PARTICULARS	CURRENT YEAR BUDGET					PRIOR YEAR'S ACCOUNTS PAYABLE					CURRENT YEAR'S ACCOUNTS PAYABLE					SUB-TOTAL	
	PS	MOOE	Fin. Exp	CO	TOTAL	PS	MOOE	Fin. Exp	CO	Sub-Total	PS	MOOE	Fin. Exp	CO	Sub-Total		TOTAL
1	2	3	4	5	6=(2+3+4+5)	7	8	9	10	11=(7+8+9+10)	12	13	14	15	16=(12+13+14+15)	17=(11+16)	18=(6+17)
Notice of Cash Allocation (NCA)	144,375,903.84	174,717,287.13		192,038.88	319,285,229.85		707,416.84			707,416.84		728,562.12			728,562.12	1,435,978.96	320,721,208.81
MDS Checks Issued	38,144,592.93	86,761,550.30		192,038.88	125,098,182.11							64,745.40			64,745.40	64,745.40	125,162,927.51
National Economic and Development Authority (NEDA)	38,144,592.93	86,761,550.30		192,038.88	125,098,182.11							64,745.40			64,745.40	64,745.40	125,162,927.51
Philippine Statistics Authority	38,144,592.93	86,761,550.30		192,038.88	125,098,182.11							64,745.40			64,745.40	64,745.40	125,162,927.51
National Capital Region (NCR)	8,278,072.49	23,728,385.91			32,006,458.40												32,006,458.40
Central Office	7,749,934.18	23,154,756.71			30,904,690.89												30,904,690.89
Regional Statistical Services Office - NCR	528,138.31	573,629.20			1,101,767.51												1,101,767.51
Region I - Ilocos	201,625.18	815,310.30			1,016,935.48												1,016,935.48
Regional Statistical Services Office - I	201,625.18	815,310.30			1,016,935.48												1,016,935.48
Cordillera Administrative Region (CAR)	3,169,390.00	651,410.84			3,820,800.84												3,820,800.84
Regional Statistical Services Office - CAR	3,169,390.00	651,410.84			3,820,800.84												3,820,800.84
Region II - Cagayan Valley	1,260,820.25	3,963,779.46			5,224,599.71												5,224,599.71
Regional Statistical Services Office - II	1,260,820.25	3,963,779.46			5,224,599.71												5,224,599.71
Region III - Central Luzon	350,292.04	1,768,687.14			2,118,979.18												2,118,979.18
Regional Statistical Services Office - III	350,292.04	1,768,687.14			2,118,979.18												2,118,979.18
Region IVA - CALABARZON	1,613,645.32	12,070,732.09			13,684,377.41												13,684,377.41
Regional Statistical Services Office - IV-A	1,613,645.32	12,070,732.09			13,684,377.41												13,684,377.41
Region IVB - MIMAROPA	2,734,732.27	5,903,556.89			8,638,289.16												8,638,289.16
Regional Statistical Services Office - IV-B	2,734,732.27	5,903,556.89			8,638,289.16												8,638,289.16
Region V - Bicol	50,341.50	715,741.45			766,082.95												766,082.95
Regional Statistical Services Office - V	50,341.50	715,741.45			766,082.95												766,082.95
Region VI - Western Visayas	7,440,516.69	5,946,094.36			13,386,611.05												13,386,611.05
Regional Statistical Services Office - VI	7,440,516.69	5,946,094.36			13,386,611.05												13,386,611.05
Region VII - Central Visayas	40,476.02	1,195,121.91		91,235.72	1,326,833.65							64,745.40			64,745.40	64,745.40	1,391,579.05
Regional Statistical Services Office - VII	40,476.02	1,195,121.91		91,235.72	1,326,833.65							64,745.40			64,745.40	64,745.40	1,391,579.05
Region VIII - Eastern Visayas	604,406.61	3,256,033.18			3,860,439.79												3,860,439.79
Regional Statistical Services Office - VIII	604,406.61	3,256,033.18			3,860,439.79												3,860,439.79
Region IX - Zamboanga Peninsula	89,244.77	398,157.32			487,402.09												487,402.09
Regional Statistical Services Office - IX	89,244.77	398,157.32			487,402.09												487,402.09
Region X - Northern Mindanao		136,373.64			136,373.64												136,373.64
Regional Statistical Services Office - X		136,373.64			136,373.64												136,373.64



Department: National Economic and Development Authority (NEDA)					Operating Unit: All					
Organization Code (UACS): 240080000000					Report Status: SUBMITTED					
PARTICULARS	TRUST LIABILITIES				GRAND TOTAL					REMARKS
	PS	MOOE	CO	TOTAL	PS	MOOE	Fin. Exp	CO	TOTAL	
1	19	20	21	22=(19+20+21)	23	24	25	26	27=(23+24+25+26)	28
Notice of Cash Allocation (NCA)					144,375,903.84	176,153,266.09		192,038.88	320,721,208.81	
MDS Checks Issued					38,144,592.93	86,826,295.70		192,038.88	125,162,927.51	
National Economic and Development Authority (NEDA)					38,144,592.93	86,826,295.70		192,038.88	125,162,927.51	
Philippine Statistics Authority					38,144,592.93	86,826,295.70		192,038.88	125,162,927.51	
National Capital Region (NCR)					8,278,072.49	23,728,385.91			32,006,458.40	
Central Office					7,749,934.18	23,154,756.71			30,904,690.89	
Regional Statistical Services Office - NCR					528,138.31	573,629.20			1,101,767.51	
Region I - Ilocos					201,625.18	815,310.30			1,016,935.48	
Regional Statistical Services Office - I					201,625.18	815,310.30			1,016,935.48	
Cordillera Administrative Region (CAR)					3,169,390.00	651,410.84			3,820,800.84	
Regional Statistical Services Office - CAR					3,169,390.00	651,410.84			3,820,800.84	
Region II - Cagayan Valley					1,260,820.25	3,963,779.46			5,224,599.71	
Regional Statistical Services Office - II					1,260,820.25	3,963,779.46			5,224,599.71	
Region III - Central Luzon					350,292.04	1,768,687.14			2,118,979.18	
Regional Statistical Services Office - III					350,292.04	1,768,687.14			2,118,979.18	
Region IVA - CALABARZON					1,613,645.32	12,070,732.09			13,684,377.41	
Regional Statistical Services Office - IV-A					1,613,645.32	12,070,732.09			13,684,377.41	
Region IVB - MIMAROPA					2,734,732.27	5,903,556.89			8,638,289.16	
Regional Statistical Services Office - IV-B					2,734,732.27	5,903,556.89			8,638,289.16	
Region V - Bicol					50,341.50	715,741.45			766,082.95	
Regional Statistical Services Office - V					50,341.50	715,741.45			766,082.95	
Region VI - Western Visayas					7,440,516.69	5,946,094.36			13,386,611.05	
Regional Statistical Services Office - VI					7,440,516.69	5,946,094.36			13,386,611.05	
Region VII - Central Visayas					40,476.02	1,259,867.31		91,235.72	1,391,579.05	
Regional Statistical Services Office - VII					40,476.02	1,259,867.31		91,235.72	1,391,579.05	
Region VIII - Eastern Visayas					604,406.61	3,256,033.18			3,860,439.79	
Regional Statistical Services Office - VIII					604,406.61	3,256,033.18			3,860,439.79	
Region IX - Zamboanga Peninsula					89,244.77	398,157.32			487,402.09	
Regional Statistical Services Office - IX					89,244.77	398,157.32			487,402.09	
Region X - Northern Mindanao						136,373.64			136,373.64	
Regional Statistical Services Office - X						136,373.64			136,373.64	

PARTICULARS	TRUST LIABILITIES				GRAND TOTAL					REMARKS
	PS	MOOE	CO	TOTAL	PS	MOOE	Fin. Exp	CO	TOTAL	
1	19	20	21	22=(19+20+21)	23	24	25	26	27=(23+24+25+26)	28
Region XI - Davao					445,050.51	1,647,170.51			2,092,221.02	
Regional Statistical Services Office - XI					445,050.51	1,647,170.51			2,092,221.02	
Region XII - SOCCSKSARGEN					5,037,550.55	17,882,906.79			22,920,457.34	
Regional Statistical Services Office - XII					5,037,550.55	17,882,906.79			22,920,457.34	
Region XIII - CARAGA					2,655,083.66	4,757,088.51		100,803.16	7,512,975.33	
Regional Statistical Services Office - XIII					2,655,083.66	4,757,088.51		100,803.16	7,512,975.33	
Autonomous Region in Muslim Mindanao (ARMM)					4,173,345.07	1,925,000.00			6,098,345.07	
Regional Statistical Services Office - ARMM					4,173,345.07	1,925,000.00			6,098,345.07	
Advice to Debit Account					106,231,310.91	89,326,970.39			195,558,281.30	
National Economic and Development Authority (NEDA)					106,231,310.91	89,326,970.39			195,558,281.30	
Philippine Statistics Authority					106,231,310.91	89,326,970.39			195,558,281.30	
National Capital Region (NCR)					47,250,089.71	39,499,988.75			86,750,078.46	
Central Office					39,639,094.62	30,124,848.28			69,763,942.90	
Regional Statistical Services Office - NCR					7,610,995.09	9,375,140.47			16,986,135.56	
Region I - Ilocos					5,000,567.53	8,004,007.73			13,004,575.26	
Regional Statistical Services Office - I					5,000,567.53	8,004,007.73			13,004,575.26	
Cordillera Administrative Region (CAR)					1,818,245.52	366,713.79			2,184,959.31	
Regional Statistical Services Office - CAR					1,818,245.52	366,713.79			2,184,959.31	
Region II - Cagayan Valley					4,227,597.07	769,351.03			4,996,948.10	
Regional Statistical Services Office - II					4,227,597.07	769,351.03			4,996,948.10	
Region III - Central Luzon					8,590,350.51	4,888,451.92			13,478,802.43	
Regional Statistical Services Office - III					8,590,350.51	4,888,451.92			13,478,802.43	
Region IVA - CALABARZON					6,170,885.20	755,706.29			6,926,591.49	
Regional Statistical Services Office - IV-A					6,170,885.20	755,706.29			6,926,591.49	
Region IVB - MIMAROPA					1,456,727.91	726,595.23			2,183,323.14	
Regional Statistical Services Office - IV-B					1,456,727.91	726,595.23			2,183,323.14	
Region V - Bicol					5,233,334.66	1,934,199.35			7,167,534.01	
Regional Statistical Services Office - V					5,233,334.66	1,934,199.35			7,167,534.01	
Region VII - Central Visayas					7,295,382.91	5,776,133.81			13,071,516.72	
Regional Statistical Services Office - VII					7,295,382.91	5,776,133.81			13,071,516.72	
Region VIII - Eastern Visayas					3,303,904.92	6,067,031.40			9,370,936.32	
Regional Statistical Services Office - VIII					3,303,904.92	6,067,031.40			9,370,936.32	
Region IX - Zamboanga Peninsula					4,174,122.91	4,319,122.45			8,493,245.36	

Department: National Economic and Development Authority (NEDA)					Operating Unit: All					
Organization Code (UACS): 240080000000					Report Status: SUBMITTED					
PARTICULARS	TRUST LIABILITIES				GRAND TOTAL					REMARKS
	PS	MOOE	CO	TOTAL	PS	MOOE	Fin. Exp	CO	TOTAL	
1	19	20	21	22=(19+20+21)	23	24	25	26	27=(23+24+25+26)	28
Regional Statistical Services Office - IX					4,174,122.91	4,319,122.45			8,493,245.36	
Region X - Northern Mindanao					4,921,738.29	5,434,999.36			10,356,737.65	
Regional Statistical Services Office - X					4,921,738.29	5,434,999.36			10,356,737.65	
Region XI - Davao					5,348,013.70	10,149,022.97			15,497,036.67	
Regional Statistical Services Office - XI					5,348,013.70	10,149,022.97			15,497,036.67	
Region XIII - CARAGA					1,440,350.07	635,646.31			2,075,996.38	
Regional Statistical Services Office - XIII					1,440,350.07	635,646.31			2,075,996.38	
Notice of Transfer of Allocation (NTA)					5,252,513.86	9,323,003.11			14,575,516.97	
MDS Checks Issued					570,741.00	3,623,003.11			4,193,744.11	
National Economic and Development Authority (NEDA)					570,741.00	3,623,003.11			4,193,744.11	
Philippine Statistics Authority					570,741.00	3,623,003.11			4,193,744.11	
National Capital Region (NCR)										
Central Office										
Autonomous Region in Muslim Mindanao (ARMM)					570,741.00	3,623,003.11			4,193,744.11	
Regional Statistical Services Office - ARMM					570,741.00	3,623,003.11			4,193,744.11	
Advice to Debit Account					4,681,772.86	5,700,000.00			10,381,772.86	
National Economic and Development Authority (NEDA)					4,681,772.86	5,700,000.00			10,381,772.86	
Philippine Statistics Authority					4,681,772.86	5,700,000.00			10,381,772.86	
National Capital Region (NCR)					4,681,772.86	5,700,000.00			10,381,772.86	
Central Office					4,681,772.86	5,700,000.00			10,381,772.86	
Working Fund (NCA issued to BTr)										
National Economic and Development Authority (NEDA)										
Philippine Statistics Authority										
National Capital Region (NCR)										
Central Office										
Tax Remittance Advices Issued (TRA)					13,814,539.38	13,047,018.90		10,870.12	26,872,428.40	
National Economic and Development Authority (NEDA)					13,814,539.38	13,047,018.90		10,870.12	26,872,428.40	
Philippine Statistics Authority					13,814,539.38	13,047,018.90		10,870.12	26,872,428.40	
National Capital Region (NCR)					9,409,376.74	8,744,988.46			18,154,365.20	
Central Office					8,796,387.46	8,462,529.71			17,258,917.17	
Regional Statistical Services Office - NCR					612,989.28	282,458.75			895,448.03	
Region I - Ilocos					180,187.64	51,393.91			231,581.55	
Regional Statistical Services Office - I					180,187.64	51,393.91			231,581.55	
Cordillera Administrative Region (CAR)					321,565.95	221,443.23			543,009.18	
Regional Statistical Services Office - CAR					321,565.95	221,443.23			543,009.18	
Region II - Cagayan Valley					296,365.83	169,294.30			465,660.13	

PARTICULARS	CURRENT YEAR BUDGET					PRIOR YEAR'S BUDGET											SUB-TOTAL	
	PS	MOOE	Fin. Exp	CO	TOTAL	PRIOR YEAR'S ACCOUNTS PAYABLE					CURRENT YEAR'S ACCOUNTS PAYABLE							
						PS	MOOE	Fin. Exp	CO	Sub-Total	PS	MOOE	Fin. Exp	CO	Sub-Total	TOTAL		
1	2	3	4	5	6=(2+3+4+5)	7	8	9	10	11=(7+8+9+10)	12	13	14	15	16=(12+13+14+15)	17=(11+16)	18=(6+17)	
Regional Statistical Services Office - II	296,365.83	169,294.30			465,660.13													465,660.13
Region III - Central Luzon	510,977.39	398,385.32			909,362.71													909,362.71
Regional Statistical Services Office - III	510,977.39	398,385.32			909,362.71													909,362.71
Region IVA - CALABARZON	291,318.83	661,588.79			952,907.62													952,907.62
Regional Statistical Services Office - IV-A	291,318.83	661,588.79			952,907.62													952,907.62
Region IVB - MIMAROPA	376,733.69	290,538.68			667,272.37													667,272.37
Regional Statistical Services Office - IV-B	376,733.69	290,538.68			667,272.37													667,272.37
Region V - Bicol	386,888.78	219,335.92			606,224.70													606,224.70
Regional Statistical Services Office - V	386,888.78	219,335.92			606,224.70													606,224.70
Region VI - Western Visayas	120,622.45	81,729.17			202,351.62													202,351.62
Regional Statistical Services Office - VI	120,622.45	81,729.17			202,351.62													202,351.62
Region VII - Central Visayas	86,358.63	846,937.18		5,164.28	938,460.09						23,938.16				23,938.16	23,938.16		962,398.25
Regional Statistical Services Office - VII	86,358.63	846,937.18		5,164.28	938,460.09						23,938.16				23,938.16	23,938.16		962,398.25
Region VIII - Eastern Visayas	455,034.91	327,881.51			782,916.42													782,916.42
Regional Statistical Services Office - VIII	455,034.91	327,881.51			782,916.42													782,916.42
Region IX - Zamboanga Peninsula	227,279.84	208,517.81			435,797.65													435,797.65
Regional Statistical Services Office - IX	227,279.84	208,517.81			435,797.65													435,797.65
Region X - Northern Mindanao	338,056.71	197,963.42			536,020.13													536,020.13
Regional Statistical Services Office - X	338,056.71	197,963.42			536,020.13													536,020.13
Region XI - Davao	143,957.27	104,260.72			248,217.99													248,217.99
Regional Statistical Services Office - XI	143,957.27	104,260.72			248,217.99													248,217.99
Region XII - SOCCSKSARGEN	103,353.57	72,958.27			176,311.84													176,311.84
Regional Statistical Services Office - XII	103,353.57	72,958.27			176,311.84													176,311.84
Region XIII - CARAGA	345,592.64	186,990.76		5,705.84	538,289.24													538,289.24
Regional Statistical Services Office - XIII	345,592.64	186,990.76		5,705.84	538,289.24													538,289.24
Autonomous Region in Muslim Mindanao (ARMM)	220,868.51	238,873.29			459,741.80													459,741.80
Regional Statistical Services Office - ARMM	220,868.51	238,873.29			459,741.80													459,741.80
Grand Total	163,442,957.08	197,062,034.91		202,909.00	360,707,900.99		708,752.91			708,752.91		752,500.28			752,500.28	1,461,253.19		362,169,154.18

Department: National Economic and Development Authority (NEDA)		Operating Unit: All								
Organization Code (UACS): 240080000000		Report Status: SUBMITTED								
PARTICULARS	TRUST LIABILITIES				GRAND TOTAL					REMARKS
	PS	MOOE	CO	TOTAL	PS	MOOE	Fin. Exp.	CO	TOTAL	
1	19	20	21	22=(19+20+21)	23	24	25	26	27=(23+24+25+26)	28
Regional Statistical Services Office - II					296,365.83	169,294.30			465,660.13	
Region III - Central Luzon					510,977.39	398,385.32			909,362.71	
Regional Statistical Services Office - III					510,977.39	398,385.32			909,362.71	
Region IVA - CALABARZON					291,318.83	661,588.79			952,907.62	
Regional Statistical Services Office - IV-A					291,318.83	661,588.79			952,907.62	
Region IVB - MIMAROPA					376,733.69	290,538.68			667,272.37	
Regional Statistical Services Office - IV-B					376,733.69	290,538.68			667,272.37	
Region V - Bicol					386,888.78	219,335.92			606,224.70	
Regional Statistical Services Office - V					386,888.78	219,335.92			606,224.70	
Region VI - Western Visayas					120,622.45	81,729.17			202,351.62	
Regional Statistical Services Office - VI					120,622.45	81,729.17			202,351.62	
Region VII - Central Visayas					86,358.63	870,875.34		5,164.28	962,398.25	
Regional Statistical Services Office - VII					86,358.63	870,875.34		5,164.28	962,398.25	
Region VIII - Eastern Visayas					455,034.91	327,881.51			782,916.42	
Regional Statistical Services Office - VIII					455,034.91	327,881.51			782,916.42	
Region IX - Zamboanga Peninsula					227,279.84	208,517.81			435,797.65	
Regional Statistical Services Office - IX					227,279.84	208,517.81			435,797.65	
Region X - Northern Mindanao					338,056.71	197,963.42			536,020.13	
Regional Statistical Services Office - X					338,056.71	197,963.42			536,020.13	
Region XI - Davao					143,957.27	104,260.72			248,217.99	
Regional Statistical Services Office - XI					143,957.27	104,260.72			248,217.99	
Region XII - SOCCSKSARGEN					103,353.57	72,958.27			176,311.84	
Regional Statistical Services Office - XII					103,353.57	72,958.27			176,311.84	
Region XIII - CARAGA					345,592.64	186,990.76		5,705.84	538,289.24	
Regional Statistical Services Office - XIII					345,592.64	186,990.76		5,705.84	538,289.24	
Autonomous Region in Muslim Mindanao (ARMM)					220,868.51	238,873.29			459,741.80	
Regional Statistical Services Office - ARMM					220,868.51	238,873.29			459,741.80	
Grand Total					163,442,957.08	198,523,288.10		202,909.00	362,169,154.18	


MONTHLY REPORT OF DISBURSEMENTS
For the month of November, 2017

Department: National Economic and Development Authority (NEDA)										Agency: Philippine Statistics Authority						
Organization Code (UACS): 240080000000										Fund Cluster: 01 - Regular Agency Fund						
PARTICULARS	CURRENT YEAR BUDGET					PRIOR YEAR'S ACCOUNTS PAYABLE										
	PS	MOOE	Fin. Exp	CO	TOTAL	PRIOR YEAR'S ACCOUNTS PAYABLE					CURRENT YEAR'S ACCOUNTS PAYABLE					
						PS	MOOE	Fin. Exp	CO	Sub-Total	PS	MOOE	Fin. Exp	CO	Sub-Total	TOTAL
1	2	3	4	5	6=(2+3+4+5)	7	8	9	10	11=(7+8+9+10)	12	13	14	15	16=(12+13+14+15)	17=(11+16)

Summary

PARTICULARS	PREVIOUS REPORT	CURRENT MONTH	AS OF DATE
(1)	(2)	(3)	(4)
Total Disbursement Authorities Received			
NCA	3,866,826,852.89	564,183,561.27	4,431,010,414.16
Working Fund			
TRA	213,158,751.13	26,872,428.40	240,031,179.53
CDC			
NCAA			
Others (CDT, BTr Docs Stamp, etc.)	257,439.40		257,439.40
Less: Notice of Transfer Allocations (NTA)* issued	593,270,010.74	11,880,500.46	605,150,511.20
Total Disbursements Authorities Available	4,673,513,054.16	602,936,490.13	5,276,449,544.29
Less			
Lapsed NCA	817,784,895.55		817,784,895.55
Disbursements	3,067,562,022.35	362,169,154.18	3,429,731,176.53
Balance of Disbursements Authorities as of to date	788,166,136.26	240,767,335.95	1,028,933,472.21
Total Disbursements Program	4,673,506,891.93	602,934,765.13	5,276,441,657.06
Less: * Actual Disbursements	3,090,497,602.20	362,169,154.18	3,452,666,756.38
(Over)/Under spending~	1,583,009,289.73	240,765,610.95	1,823,774,900.68

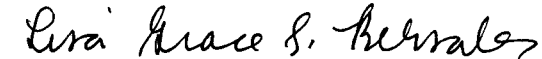
Certified Correct:


EVELYN F. TOLENTINO
Agency Chief Accountant *HT* *SB*

Date:

This report was generated using the Unified Reporting System on 12/21/2017 02:30

Approved By:


LISA GRACE S. BERSALES Ph.D.
Undersecretary *WJ*
National Statistician and Civil Registrar General

Date:



In following-up, pls. cite DMS ref #

2017-BA-0106223

REPUBLIC OF THE PHILIPPINES
DEPARTMENT OF BUDGET AND MANAGEMENT
GENERAL SOLANO STREET, SAN MIGUEL, MANILA

ACKNOWLEDGEMENT RECEIPT

The **DEPARTMENT OF BUDGET AND MANAGEMENT** hereby acknowledges the receipt of your letter/request which has been uploaded to the DBM-Document Management System and routed to the appropriate office/s with the following information:

Sender: NEDA - PERSONAL DELIVERY

Document Title: NEDA-SUBMISSION THE MONTHLY REPORT OF DISBURSEMENTS FOR THE MONTH OF OCTOBER, 2017 FAR 4

Document Reference No: 2017-BA-0106223

Date and Time Uploaded: Friday, November 24, 2017 12:16:38 PM

Uploaded By: RECEIVING Jayson

Routed To: BMB-A Elsa Abundo


CC:

Total no of pages received: 1 copy and 18 pages

The determination of the completeness of the documentary requirements submitted, if any, is subject to the evaluation of the technical person in charge.

This receipt is system generated and does not require signature.

Received by:



DOCUMENT
MANAGEMENT
SYSTEM



REPUBLIC OF THE PHILIPPINES
PHILIPPINE STATISTICS AUTHORITY

main
NOV 24 2017

Reference No. 17FAS03-641

November 22, 2017

MR. USMIN P. DIAMEL
Director IV
Office of the Director
COA-Government Accountancy Office
Commonwealth Ave., Quezon City



Dear Sir:

We are transmitting the following Financial Accountability Reports:

- a) Monthly Report of Disbursement for the month of October 2017 (Regular Fund)
- b) Monthly Report of Disbursement for the month of October 2017 (Foreign Assisted)
- c) Monthly Report of Disbursement for the month of October 2017 (Trust Fund)

Please acknowledge receipt. Thank you.

Very truly yours,

[Signature]

MS. EVELYN F. TOLENTINO
Chief Accountant
PSA

ACKNOWLEDGMENT RECEIPT

MS. EVELYN F. TOLENTINO
Chief Accountant
PSA


This is to acknowledge receipt of the reports as mentioned above

Received by: _____

Date Received: _____

MONTHLY REPORT OF DISBURSEMENTS
For the month of October, 2017

FAR No. 4



Department: National Economic and Development Authority (NEDA)

Organization Code (UACS): 240080100000

PARTICULARS	CURRENT YEAR BUDGET				
	PS	MOOE	Fin. Exp	CO	TOTAL
	2	3	4	5	6=(2+3+4+5)
Notice of Cash Allocation (NCA)	18,720,163.65	33,917,660.42	-	21,326,661.60	73,964,485.67
MDS Checks Issued	8,589,051.34	2,916,148.08		20,341,074.00	31,846,273.42
Advice to Debit Account	10,131,112.31	31,001,512.34		985,587.60	42,118,212.25
Notice of Transfer of Allocation (NTA)	-	147,962,177.00	-	-	147,962,177.00
MDS Checks Issued					
Advice to Debit Account		147,962,177.00			147,962,177.00
Working Fund (NCA issued to BTr)					
Tax Remittance Advices Issued (TRA)	7,966,305.20	6,365,498.72			14,331,803.92
Cash Disbursement Ceiling (CDC)					
Non-Cash Availment Authority (NCAA)					
Others (CDT, BTr Docs Stamp, etc.)					

Summary

PARTICULARS (1)	PREVIOUS REPORT (2)	CURRENT REPORT (3)	AS OF DATE (4)
Total Disbursement Authorities Received			
NCA	2,091,435,961.00	253,812,558.00	2,345,248,519.00
TRA	130,192,079.36	14,423,157.18	144,615,236.54
Less: Notice of Transfer Allocations (NTA)* issued	453,889,084.86	147,962,177.00	601,851,261.86
Total Disbursements Authorities Available	2,675,517,125.22	416,197,892.18	3,091,715,017.40
Less			
Lapsed NCA	816,581,094.72		816,581,094.72
Disbursements	1,443,253,782.74	237,722,372.99	1,680,976,155.73
Balance of Disbursements Authorities as of to date	415,682,247.76	178,475,519.19	594,157,766.95
Total Disbursements Program	2,675,517,125.22	416,197,892.18	3,091,715,017.40
Less: * Actual Disbursements	1,443,253,782.74	237,722,372.99	1,680,976,155.73
(Over)/Under spending-	1,232,263,342.48	178,475,519.19	1,410,738,861.67

2

14

Department: National Economic and Development Authority (NEDA)					Agency: Philippine Statistics Authority							
Organization Code (UACS): 240080100000					Fund Cluster: 01 - Regular Agency Fund							
PARTICULARS	PRIOR YEAR'S BUDGET											
	PRIOR YEAR'S ACCOUNTS PAYABLE					CURRENT YEAR'S ACCOUNTS PAYABLE						
	PS	MOOE	Fin. Exp	CO	Sub-Total	PS	MOOE	Fin. Exp	CO	Sub-Total	TOTAL	SUB-TOTAL
	7	8	9	10	11=(7+8+9+10)	12	13	14	15	16=(12+13+14+15)	17=(11+16)	18=(6+17)
Notice of Cash Allocation (NCA)	-	1,343,488.14	-	29,065.00	1,372,553.14					-	1,372,553.14	75,337,038.81
MDS Checks Issued												31,846,273.42
Advice to Debit Account		1,343,488.14		29,065.00	1,372,553.14					-	1,372,553.14	43,490,765.39
Notice of Transfer of Allocation (NTA)												147,962,177.00
MDS Checks Issued												-
Advice to Debit Account												147,962,177.00
Working Fund (NCA issued to BTr)												-
Tax Remittance Advices Issued (TRA)		89,478.26		1,875.00	91,353.26					-	91,353.26	14,423,157.16
Cash Disbursement Ceiling (CDC)												
Non-Cash Availment Authority (NCAA)												
Others (CDT, BTr Docs Stamp, etc.)												

24

25

Department: National Economic and Development Authority (NEDA)				Operating Unit: Central Office						
Organization Code (UACS): 240080100000				Report Status: SUBMITTED						
PARTICULARS	TRUST LIABILITIES				GRAND TOTAL					REMARKS
	PS	MOOE	CO	TOTAL	PS	MOOE	Fin. Exp	CO	TOTAL	
	19	20	21	22=(19+20+21)	23	24	25	26	27=(23+24+25+26)	
Notice of Cash Allocation (NCA)					18,720,163.65	35,261,148.56		21,355,726.60	75,337,038.81	
MDS Checks Issued					8,589,051.34	2,916,148.08		20,341,074.00	31,846,273.42	
Advice to Debit Account					10,131,112.31	32,345,000.48		1,014,652.60	43,490,765.39	
Notice of Transfer of Allocation (NTA)						147,962,177.00			147,962,177.00	
MDS Checks Issued										
Advice to Debit Account						147,962,177.00			147,962,177.00	
Working Fund (NCA issued to BTr)										
Tax Remittance Advices Issued (TRA)					7,966,305.20	6,454,976.98		1,875.00	14,423,157.18	
Cash Disbursement Ceiling (CDC)										
Non-Cash Availment Authority (NCAA)										
Others (CDT, BTr Docs Stamp, etc.)										

Certified Correct:



 EVELYN F. TOLENTINO
 Agency Chief Accountant




Date:

This report was generated using the Unified Reporting System on 11/22/2017 11:44


Approved by:


 LISA GRACE S. BERSALES Ph.D.
 Undersecretary
 National Statistician and Civil Registrar General

Date:



MONTHLY REPORT OF DISBURSEMENTS
For the month of October, 2017



Department: National Economic and Development Authority (NEDA)

Organization Code (UACS): 240080100000

PARTICULARS	CURRENT YEAR BUDGET				
	PS	MOOE	Fin. Exp	CO	TOTAL
	2	3	4	5	6=(2+3+4+5)
Notice of Cash Allocation (NCA)		4,300,694.11			4,300,694.11
MDS Checks Issued					
Advice to Debit Account		4,300,694.11			4,300,694.11
Notice of Transfer of Allocation (NTA)					
MDS Checks Issued					
Advice to Debit Account					
Working Fund (NCA issued to BTr)					
Tax Remittance Advices Issued (TRA)					
Cash Disbursement Ceiling (CDC)					
Non-Cash Availment Authority (NCAA)					
Others (CDT, BTr Docs Stamp, etc.)					

Summary

PARTICULARS (1)	PREVIOUS REPORT (2)	CURRENT REPORT (3)	AS OF DATE (4)
Total Disbursement Authorities Received			
NCA	57,123,854.00	2,550,010.00	59,673,864.00
Less: Notice of Transfer Allocations (NTA)* issued			
Total Disbursements Authorities Available	57,123,854.00	2,550,010.00	59,673,864.00
Less			
Lapsed NCA			
Disbursements	36,673,247.68	4,300,694.11	40,973,941.79
Balance of Disbursements Authorities as of to date	20,450,606.32	(1,750,684.11)	18,699,922.21
Total Disbursements Program	57,123,854.00	2,550,010.00	59,673,864.00
Less: * Actual Disbursements	36,673,247.68	4,300,694.11	40,973,941.79
(Over)/Under spending-	20,450,606.32	(1,750,684.11)	18,699,922.21

Department: National Economic and Development Authority (NEDA)					Agency: Philippine Statistics Authority								
Organization Code (UACS): 240080100000					Fund Cluster: 07 - Trust Fund								
PARTICULARS	PRIOR YEAR'S BUDGET											SUB-TOTAL	
	PRIOR YEAR'S ACCOUNTS PAYABLE					CURRENT YEAR'S ACCOUNTS PAYABLE							
	PS	MOOE	Fin. Exp	CO	Sub-Total	PS	MOOE	Fin. Exp	CO	Sub-Total	TOTAL		
	7	8	9	10	11=(7+8+9+10)	12	13	14	15	16=(12+13+14+15)	17=(11+16)		18=(6+17)
Notice of Cash Allocation (NCA)													4,300,694.11
MDS Checks Issued													-
Advice to Debit Account													4,300,694.11
Notice of Transfer of Allocation (NTA)													
MDS Checks Issued													
Advice to Debit Account													
Working Fund (NCA issued to BTr)													
Tax Remittance Advices Issued (TRA)													
Cash Disbursement Ceiling (CDC)													
Non-Cash Availment Authority (NCAA)													
Others (CDT, BTr Docs Stamp, etc.)													

Department: National Economic and Development Authority (NEDA)					Operating Unit: Central Office					
Organization Code (UACS): 240080100000					Report Status: SUBMITTED					
PARTICULARS	TRUST LIABILITIES				GRAND TOTAL					REMARKS
	PS	MOOE	CO	TOTAL	PS	MOOE	Fin. Exp	CO	TOTAL	
	19	20	21	22=(19+20+21)	23	24	25	26	27=(23+24+25+26)	
Notice of Cash Allocation (NCA)						4,300,694.11			4,300,694.11	
MDS Checks Issued						-			-	
Advice to Debit Account						4,300,694.11			4,300,694.11	
Notice of Transfer of Allocation (NTA)										
MDS Checks Issued										
Advice to Debit Account										
Working Fund (NCA issued to BTr)										
Tax Remittance Advices Issued (TRA)										
Cash Disbursement Ceiling (CDC)										
Non-Cash Availment Authority (NCAA)										
Others (CDT, BTr Docs Stamp, etc.)										

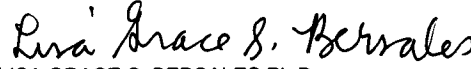
Certified Correct:


 EVELYN F. TOLENTINO
 Agency Chief Accountant


Date:


This report was generated using the Unified Reporting System on 11/22/2017 09:56

Approved by:


 LISA GRACE S. BERSALES Ph.D.
 Undersecretary
 National Statistician and Civil Registrar General

Date:





FAR No. 4

MONTHLY REPORT OF DISBURSEMENTS
For the month of October, 2017

Department: National Economic and Development Authority (NEDA)

Organization Code (UACS): 240080100000

PARTICULARS	CURRENT YEAR BUDGET				
	PS	MOOE	Fin. Exp	CO	TOTAL
	2	3	4	5	6=(2+3+4+5)
Notice of Cash Allocation (NCA)					-
MDS Checks Issued					
Advice to Debit Account					-
Notice of Transfer of Allocation (NTA)					
MDS Checks Issued					
Advice to Debit Account					
Working Fund (NCA issued to BTr)					
Tax Remittance Advices Issued (TRA)					
Cash Disbursement Ceiling (CDC)					
Non-Cash Availment Authority (NCAA)					
Others (CDT, BTr Docs Stamp, etc.)					

Summary

PARTICULARS	PREVIOUS REPORT	CURRENT REPORT	AS OF DATE
(1)	(2)	(3)	(4)
Total Disbursement Authorities Received			
NCA	14,006,624.82		14,006,624.82
Less: Notice of Transfer Allocations (NTA)* issued			
Total Disbursements Authorities Available	14,006,624.82		14,006,624.82
Less			
Lapsed NCA			
Disbursements	13,467,147.95		13,467,147.95
Balance of Disbursements Authorities as of to date	539,476.87		539,476.87
Total Disbursements Program	14,006,624.82		14,006,624.82
Less: * Actual Disbursements	13,467,147.95		13,467,147.95
(Over)/Under spending-	539,476.87		539,476.87

M

Department: National Economic and Development Authority (NEDA)					Operating Unit: Central Office					
Organization Code (UACS): 240080100000					Report Status: SUBMITTED					
PARTICULARS	TRUST LIABILITIES				GRAND TOTAL					REMARKS
	PS	MOOE	CO	TOTAL	PS	MOOE	Fin. Exp	CO	TOTAL	
	19	20	21	22=(19+20+21)	23	24	25	26	27=(23+24+25+26)	
Notice of Cash Allocation (NCA)										
MDS Checks Issued										
Advice to Debit Account										
Notice of Transfer of Allocation (NTA)										
MDS Checks Issued										
Advice to Debit Account										
Working Fund (NCA issued to BTr)										
Tax Remittance Advices Issued (TRA)										
Cash Disbursement Ceiling (CDC)										
Non-Cash Availment Authority (NCAA)										
Others (CDT, BTr Docs Stamp, etc.)										


Certified Correct:


 EVELYN F. TOLENTINO
 Agency Chief Accountant

Date:

This report was generated using the Unified Reporting System on 11/22/2017 09:56

Approved by:



 LISA GRACE S. BERSALES Ph.D.
 Undersecretary
 National Statistician and Civil Registrar General

Date:

11/22/17

MONTHLY REPORT OF DISBURSEMENTS
For the month of October, 2017

Department: National Economic and Development Authority (NEDA)											Agency: Philippine Statistics Authority							
Organization Code (UACS): 240080000000											Fund Cluster: 01 - Regular Agency Fund							
PARTICULARS	CURRENT YEAR BUDGET					PRIOR YEAR'S BUDGET											SUB-TOTAL	
	PS	MOOE	Fin. Exp	CO	TOTAL	PRIOR YEAR'S ACCOUNTS PAYABLE					CURRENT YEAR'S ACCOUNTS PAYABLE					TOTAL		
						PS	MOOE	Fin. Exp	CO	Sub-Total	PS	MOOE	Fin. Exp	CO	Sub-Total			
1	2	3	4	5	6=(2+3+4+5)	7	8	9	10	11=(7+8+9+10)	12	13	14	15	16=(12+13+14+15)	17=(11+16)	18=(6+17)	
Notice of Cash Allocation (NCA)	47,521,806.60	111,748,354.24	1,200.00	21,387,344.78	180,658,705.62		1,343,488.14		29,065.00	1,372,553.14		505,786.94			505,786.94	1,878,340.08	182,537,045.70	
MDS Checks Issued	20,896,222.91	49,718,966.93		20,401,757.18	91,016,947.02							110,793.50			110,793.50	110,793.50	91,127,740.52	
National Economic and Development Authority (NEDA)	20,896,222.91	49,718,966.93		20,401,757.18	91,016,947.02							110,793.50			110,793.50	110,793.50	91,127,740.52	
Philippine Statistics Authority	20,896,222.91	49,718,966.93		20,401,757.18	91,016,947.02							110,793.50			110,793.50	110,793.50	91,127,740.52	
National Capital Region (NCR)	9,527,898.06	5,204,340.33		20,341,074.00	35,073,312.39												35,073,312.39	
Central Office	8,589,051.34	2,916,148.08		20,341,074.00	31,846,273.42												31,846,273.42	
Regional Statistical Services Office - NCR	938,846.72	2,288,192.25			3,227,038.97												3,227,038.97	
Region I - Ilocos		701,098.25			701,098.25												701,098.25	
Regional Statistical Services Office - I		701,098.25			701,098.25												701,098.25	
Cordillera Administrative Region (CAR)	578,693.00	6,168,983.05			6,747,676.05												6,747,676.05	
Regional Statistical Services Office - CAR	578,693.00	6,168,983.05			6,747,676.05												6,747,676.05	
Region II - Cagayan Valley	880,027.53	3,709,793.45			4,589,820.98												4,589,820.98	
Regional Statistical Services Office - II	880,027.53	3,709,793.45			4,589,820.98												4,589,820.98	
Region III - Central Luzon	487,770.35	960,452.83			1,448,223.18												1,448,223.18	
Regional Statistical Services Office - III	487,770.35	960,452.83			1,448,223.18												1,448,223.18	
Region IVA - CALABARZON	1,255,036.86	6,737,134.84			7,992,171.70												7,992,171.70	
Regional Statistical Services Office - IV-A	1,255,036.86	6,737,134.84			7,992,171.70												7,992,171.70	
Region IVB - MIMAROPA	1,684,185.01	7,961,146.87			9,645,331.88												9,645,331.88	
Regional Statistical Services Office - IV-B	1,684,185.01	7,961,146.87			9,645,331.88												9,645,331.88	
Region V - Bicol	10,125.00	457,395.12			467,520.12												467,520.12	
Regional Statistical Services Office - V	10,125.00	457,395.12			467,520.12												467,520.12	
Region VI - Western Visayas	929,560.15	8,606,543.69			9,536,103.84												9,536,103.84	
Regional Statistical Services Office - VI	929,560.15	8,606,543.69			9,536,103.84												9,536,103.84	
Region VII - Central Visayas	40,476.00	248,745.01			289,221.01							110,793.50			110,793.50	110,793.50	400,014.51	
Regional Statistical Services Office - VII	40,476.00	248,745.01			289,221.01							110,793.50			110,793.50	110,793.50	400,014.51	
Region VIII - Eastern Visayas	21,596.64	430,530.17			452,126.81												452,126.81	
Regional Statistical Services Office - VIII	21,596.64	430,530.17			452,126.81												452,126.81	
Region IX - Zamboanga Peninsula	55,383.05	498,729.02			554,112.07												554,112.07	
Regional Statistical Services Office - IX	55,383.05	498,729.02			554,112.07												554,112.07	
Region X - Northern Mindanao	12,192.04	154,020.71			166,212.75												166,212.75	
Regional Statistical Services Office - X	12,192.04	154,020.71			166,212.75												166,212.75	
Region XI - Davao	229,649.70	1,396,124.46			1,625,774.16												1,625,774.16	
Regional Statistical Services Office - XI	229,649.70	1,396,124.46			1,625,774.16												1,625,774.16	
Region XII - SOCCSKSARGEN	1,569,817.48	683,805.62			2,253,623.10												2,253,623.10	



Department: National Economic and Development Authority				Operating Unit: All						
Organization Code (UACS): 24008000000				Report Status: SUBMITTED						
PARTICULARS	TRUST LIABILITIES				GRAND TOTAL					REMARKS
	PS	MOOE	CO	TOTAL	PS	MOOE	Fin. Exp	CO	TOTAL	
1	19	20	21	22=(19+20+21)	23	24	25	26	27=(23+24+25+26)	28
Notice of Cash Allocation (NCA)					47,521,806.60	113,597,629.32	1,200.00	21,416,409.78	182,537,045.70	
MDS Checks Issued					20,896,222.91	49,829,760.43		20,401,757.18	91,127,740.52	
National Economic and Development Authority (NEDA)					20,896,222.91	49,829,760.43		20,401,757.18	91,127,740.52	
Philippine Statistics Authority					20,896,222.91	49,829,760.43		20,401,757.18	91,127,740.52	
National Capital Region (NCR)					9,527,898.06	5,204,340.33		20,341,074.00	35,073,312.39	
Central Office					8,589,051.34	2,916,148.08		20,341,074.00	31,846,273.42	
Regional Statistical Services Office - NCR					938,846.72	2,288,192.25			3,227,038.97	
Region I - Ilocos						701,098.25			701,098.25	
Regional Statistical Services Office - I						701,098.25			701,098.25	
Cordillera Administrative Region (CAR)					578,693.00	6,168,983.05			6,747,676.05	
Regional Statistical Services Office - CAR					578,693.00	6,168,983.05			6,747,676.05	
Region II - Cagayan Valley					880,027.53	3,709,793.45			4,589,820.98	
Regional Statistical Services Office - II					880,027.53	3,709,793.45			4,589,820.98	
Region III - Central Luzon					487,770.35	960,452.83			1,448,223.18	
Regional Statistical Services Office - III					487,770.35	960,452.83			1,448,223.18	
Region IVA - CALABARZON					1,255,036.86	6,737,134.84			7,992,171.70	
Regional Statistical Services Office - IV-A					1,255,036.86	6,737,134.84			7,992,171.70	
Region IVB - MIMAROPA					1,684,185.01	7,961,146.87			9,645,331.88	
Regional Statistical Services Office - IV-B					1,684,185.01	7,961,146.87			9,645,331.88	
Region V - Bicol					10,125.00	457,395.12			467,520.12	
Regional Statistical Services Office - V					10,125.00	457,395.12			467,520.12	
Region VI - Western Visayas					929,560.15	8,606,543.69			9,536,103.84	
Regional Statistical Services Office - VI					929,560.15	8,606,543.69			9,536,103.84	
Region VII - Central Visayas					40,476.00	359,538.51			400,014.51	
Regional Statistical Services Office - VII					40,476.00	359,538.51			400,014.51	
Region VIII - Eastern Visayas					21,596.64	430,530.17			452,126.81	
Regional Statistical Services Office - VIII					21,596.64	430,530.17			452,126.81	
Region IX - Zamboanga Peninsula					55,383.05	498,729.02			554,112.07	
Regional Statistical Services Office - IX					55,383.05	498,729.02			554,112.07	
Region X - Northern Mindanao					12,192.04	154,020.71			166,212.75	
Regional Statistical Services Office - X					12,192.04	154,020.71			166,212.75	
Region XI - Davao					229,649.70	1,396,124.46			1,625,774.16	
Regional Statistical Services Office - XI					229,649.70	1,396,124.46			1,625,774.16	
Region XII - SOCCSKSARGEN					1,569,817.48	683,805.62			2,253,623.10	

2

Department: National Economic and Development Authority				Operating Unit: All						
Organization Code (UACS): 240080000000				Report Status: SUBMITTED						
PARTICULARS	TRUST LIABILITIES				GRAND TOTAL					REMARKS
	PS	MOOE	CO	TOTAL	PS	MOOE	Fin. Exp	CO	TOTAL	
1	19	20	21	22=(19+20+21)	23	24	25	26	27=(23+24+25+26)	28
Regional Statistical Services Office - XII					1,569,817.48	683,805.62			2,253,623.10	
Region XIII - CARAGA					1,602,805.23	3,809,123.51		60,683.18	5,472,611.92	
Regional Statistical Services Office - XIII					1,602,805.23	3,809,123.51		60,683.18	5,472,611.92	
Autonomous Region in Muslim Mindanao (ARMM)					2,011,006.81	1,991,000.00			4,002,006.81	
Regional Statistical Services Office - ARMM					2,011,006.81	1,991,000.00			4,002,006.81	
Advice to Debit Account					26,625,583.69	63,767,868.89	1,200.00	1,014,652.60	91,409,305.18	
National Economic and Development Authority (NEDA)					26,625,583.69	63,767,868.89	1,200.00	1,014,652.60	91,409,305.18	
Philippine Statistics Authority					26,625,583.69	63,767,868.89	1,200.00	1,014,652.60	91,409,305.18	
National Capital Region (NCR)					12,613,676.59	35,663,201.81		1,014,652.60	49,291,531.00	
Central Office					10,131,112.31	32,345,000.48		1,014,652.60	43,490,765.39	
Regional Statistical Services Office - NCR					2,482,564.28	3,318,201.33			5,800,765.61	
Region I - Ilocos					365,381.69	103,953.05			469,334.74	
Regional Statistical Services Office - I					365,381.69	103,953.05			469,334.74	
Cordillera Administrative Region (CAR)					769,500.29	385,842.36			1,155,342.65	
Regional Statistical Services Office - CAR					769,500.29	385,842.36			1,155,342.65	
Region II - Cagayan Valley					734,978.77	1,113,134.00			1,848,112.77	
Regional Statistical Services Office - II					734,978.77	1,113,134.00			1,848,112.77	
Region III - Central Luzon					830,494.96	6,953,291.78			7,783,786.74	
Regional Statistical Services Office - III					830,494.96	6,953,291.78			7,783,786.74	
Region IVA - CALABARZON					2,739,400.72	579,325.42			3,318,726.14	
Regional Statistical Services Office - IV-A					2,739,400.72	579,325.42			3,318,726.14	
Region IVB - MIMAROPA					605,892.53	717,693.90			1,323,586.43	
Regional Statistical Services Office - IV-B					605,892.53	717,693.90			1,323,586.43	
Region V - Bicol					767,513.03	8,189,358.03			8,956,871.06	
Regional Statistical Services Office - V					767,513.03	8,189,358.03			8,956,871.06	
Region VII - Central Visayas					769,708.70	498,117.95	1,200.00		1,269,026.65	
Regional Statistical Services Office - VII					769,708.70	498,117.95	1,200.00		1,269,026.65	
Region VIII - Eastern Visayas					769,549.61	2,661,604.08			3,431,153.69	
Regional Statistical Services Office - VIII					769,549.61	2,661,604.08			3,431,153.69	
Region IX - Zamboanga Peninsula					1,380,894.70	762,403.90			2,143,298.60	
Regional Statistical Services Office - IX					1,380,894.70	762,403.90			2,143,298.60	
Region X - Northern Mindanao					2,691,999.99	5,513,200.06			8,205,200.05	
Regional Statistical Services Office - X					2,691,999.99	5,513,200.06			8,205,200.05	
Region XI - Davao					889,770.64	279,099.06			1,168,869.70	
Regional Statistical Services Office - XI					889,770.64	279,099.06			1,168,869.70	
Region XIII - CARAGA					696,821.47	347,643.49			1,044,464.96	

PARTICULARS	CURRENT YEAR BUDGET					PRIOR YEAR'S BUDGET											SUB-TOTAL
	PS	MOOE	Fin. Exp	CO	TOTAL 6=(2+3+4+5)	PRIOR YEAR'S ACCOUNTS PAYABLE					CURRENT YEAR'S ACCOUNTS PAYABLE						
						PS	MOOE	Fin. Exp	CO	Sub-Total 11=(7+8+9+10)	PS	MOOE	Fin. Exp	CO	Sub-Total 16=(12+13+14+15)	TOTAL 17=(11+16)	
1	2	3	4	5	6	7	8	9	10	11	12	13	14	15	16	17	18=(6+17)
Regional Statistical Services Office - XIII	696,821.47	347,643.49			1,044,464.96												1,044,464.96
Notice of Transfer of Allocation (NTA)		152,222,695.01			152,222,695.01												152,222,695.01
MDS Checks Issued		4,260,518.01			4,260,518.01												4,260,518.01
National Economic and Development Authority (NEDA)		4,260,518.01			4,260,518.01												4,260,518.01
Philippine Statistics Authority		4,260,518.01			4,260,518.01												4,260,518.01
National Capital Region (NCR)																	
Central Office																	
Autonomous Region in Muslim Mindanao (ARMM)		4,260,518.01			4,260,518.01												4,260,518.01
Regional Statistical Services Office - ARMM		4,260,518.01			4,260,518.01												4,260,518.01
Advice to Debit Account		147,962,177.00			147,962,177.00												147,962,177.00
National Economic and Development Authority (NEDA)		147,962,177.00			147,962,177.00												147,962,177.00
Philippine Statistics Authority		147,962,177.00			147,962,177.00												147,962,177.00
National Capital Region (NCR)		147,962,177.00			147,962,177.00												147,962,177.00
Central Office		147,962,177.00			147,962,177.00												147,962,177.00
Working Fund (NCA issued to BT)																	
National Economic and Development Authority (NEDA)																	
Philippine Statistics Authority																	
National Capital Region (NCR)																	
Central Office																	
Tax Remittance Advices Issued (TRA)	12,504,194.39	9,570,783.36			22,074,977.75		89,478.26		1,875.00	91,353.26	23,846.81				23,846.81	115,200.07	22,190,177.82
National Economic and Development Authority (NEDA)	12,504,194.39	9,570,783.36			22,074,977.75		89,478.26		1,875.00	91,353.26	23,846.81				23,846.81	115,200.07	22,190,177.82
Philippine Statistics Authority	12,504,194.39	9,570,783.36			22,074,977.75		89,478.26		1,875.00	91,353.26	23,846.81				23,846.81	115,200.07	22,190,177.82
National Capital Region (NCR)	8,566,029.38	6,647,043.83			15,213,073.21		89,478.26		1,875.00	91,353.26						91,353.26	15,304,426.47
Central Office	7,966,305.20	6,365,498.72			14,331,803.92		89,478.26		1,875.00	91,353.26						91,353.26	14,423,157.18
Regional Statistical Services Office - NCR	599,724.18	281,545.11			881,269.29												881,269.29
Region I - Ilocos	74,175.42	44,018.23			118,193.65												118,193.65
Regional Statistical Services Office - I	74,175.42	44,018.23			118,193.65												118,193.65
Cordillera Administrative Region (CAR)	310,954.01	216,007.46			526,961.47												526,961.47
Regional Statistical Services Office - CAR	310,954.01	216,007.46			526,961.47												526,961.47
Region II - Cagayan Valley	288,589.58	171,619.84			460,209.42												460,209.42
Regional Statistical Services Office - II	288,589.58	171,619.84			460,209.42												460,209.42
Region III - Central Luzon	471,142.56	297,047.72			768,190.28												768,190.28
Regional Statistical Services Office - III	471,142.56	297,047.72			768,190.28												768,190.28
Region IVA - CALABARZON	350,999.82	335,652.93			686,652.75												686,652.75
Regional Statistical Services Office - IV-A	350,999.82	335,652.93			686,652.75												686,652.75
Region IVB - MIMAROPA	289,252.16	409,901.17			699,153.33												699,153.33
Regional Statistical Services Office - IV-B	289,252.16	409,901.17			699,153.33												699,153.33
Region V - Bicol	298,263.23	237,103.20			535,366.43												535,366.43
Regional Statistical Services Office - V	298,263.23	237,103.20			535,366.43												535,366.43

74

Department: National Economic and Development Authority Organization Code (UACS): 240080000000					Operating Unit: All Report Status: SUBMITTED					
PARTICULARS	TRUST LIABILITIES				GRAND TOTAL					REMARKS
	PS	MOOE	CO	TOTAL	PS	MOOE	Fin. Exp	CO	TOTAL	
1	19	20	21	22=(19+20+21)	23	24	25	26	27=(23+24+25+26)	28
Regional Statistical Services Office - XIII					696,821.47	347,643.49			1,044,464.96	
Notice of Transfer of Allocation (NTA)						152,222,695.01			152,222,695.01	
MDS Checks Issued						4,260,518.01			4,260,518.01	
National Economic and Development Authority (NEDA)						4,260,518.01			4,260,518.01	
Philippine Statistics Authority						4,260,518.01			4,260,518.01	
National Capital Region (NCR)										
Central Office										
Autonomous Region in Muslim Mindanao (ARMM)						4,260,518.01			4,260,518.01	
Regional Statistical Services Office - ARMM						4,260,518.01			4,260,518.01	
Advice to Debit Account						147,962,177.00			147,962,177.00	
National Economic and Development Authority (NEDA)						147,962,177.00			147,962,177.00	
Philippine Statistics Authority						147,962,177.00			147,962,177.00	
National Capital Region (NCR)						147,962,177.00			147,962,177.00	
Central Office						147,962,177.00			147,962,177.00	
Working Fund (NCA issued to BTr)										
National Economic and Development Authority (NEDA)										
Philippine Statistics Authority										
National Capital Region (NCR)										
Central Office										
Tax Remittance Advices Issued (TRA)					12,504,194.39	9,684,108.43		1,875.00	22,190,177.82	
National Economic and Development Authority (NEDA)					12,504,194.39	9,684,108.43		1,875.00	22,190,177.82	
Philippine Statistics Authority					12,504,194.39	9,684,108.43		1,875.00	22,190,177.82	
National Capital Region (NCR)					8,566,029.38	6,736,522.09		1,875.00	15,304,426.47	
Central Office					7,966,305.20	6,454,976.98		1,875.00	14,423,157.18	
Regional Statistical Services Office - NCR					599,724.18	281,545.11			881,269.29	
Region I - Ilocos					74,175.42	44,018.23			118,193.65	
Regional Statistical Services Office - I					74,175.42	44,018.23			118,193.65	
Cordillera Administrative Region (CAR)					310,954.01	216,007.46			526,961.47	
Regional Statistical Services Office - CAR					310,954.01	216,007.46			526,961.47	
Region II - Cagayan Valley					288,589.58	171,619.84			460,209.42	
Regional Statistical Services Office - II					288,589.58	171,619.84			460,209.42	
Region III - Central Luzon					471,142.56	297,047.72			768,190.28	
Regional Statistical Services Office - III					471,142.56	297,047.72			768,190.28	
Region IVA - CALABARZON					350,999.82	335,652.93			686,652.75	
Regional Statistical Services Office - IV-A					350,999.82	335,652.93			686,652.75	
Region IVB - MIMAROPA					289,252.16	409,901.17			699,153.33	
Regional Statistical Services Office - IV-B					289,252.16	409,901.17			699,153.33	
Region V - Bicol					298,263.23	237,103.20			535,366.43	
Regional Statistical Services Office - V					298,263.23	237,103.20			535,366.43	

PARTICULARS	CURRENT YEAR BUDGET					PRIOR YEAR'S BUDGET												
	PS	MOOE	Fin. Exp	CO	TOTAL	PRIOR YEAR'S ACCOUNTS PAYABLE					CURRENT YEAR'S ACCOUNTS PAYABLE							
						PS	MOOE	Fin. Exp	CO	Sub-Total	PS	MOOE	Fin. Exp	CO	Sub-Total	TOTAL	SUB-TOTAL	
1	2	3	4	5	6=(2+3+4+5)	7	8	9	10	11=(7+8+9+10)	12	13	14	15	16=(12+13+14+15)	17=(11+16)	18=(6+17)	
Region VI - Western Visayas	108,314.88	59,574.08			167,888.96													167,888.96
Regional Statistical Services Office - VI	108,314.88	59,574.08			167,888.96													167,888.96
Region VII - Central Visayas	88,975.65	27,210.30			116,185.95							23,846.81			23,846.81	23,846.81		140,032.76
Regional Statistical Services Office - VII	88,975.65	27,210.30			116,185.95							23,846.81			23,846.81	23,846.81		140,032.76
Region VIII - Eastern Visayas	350,243.63	228,529.23			578,772.86													578,772.86
Regional Statistical Services Office - VIII	350,243.63	228,529.23			578,772.86													578,772.86
Region IX - Zamboanga Peninsula	227,279.84	167,719.44			394,999.28													394,999.28
Regional Statistical Services Office - IX	227,279.84	167,719.44			394,999.28													394,999.28
Region X - Northern Mindanao	324,081.16	280,752.75			604,833.91													604,833.91
Regional Statistical Services Office - X	324,081.16	280,752.75			604,833.91													604,833.91
Region XI - Davao	148,335.25	80,698.42			229,033.67													229,033.67
Regional Statistical Services Office - XI	148,335.25	80,698.42			229,033.67													229,033.67
Region XII - SOCCSKSARGEN	95,229.75	24,595.94			119,825.69													119,825.69
Regional Statistical Services Office - XII	95,229.75	24,595.94			119,825.69													119,825.69
Region XIII - CARAGA	291,459.56	150,392.97			441,852.53													441,852.53
Regional Statistical Services Office - XIII	291,459.56	150,392.97			441,852.53													441,852.53
Autonomous Region in Muslim Mindanao (ARMM)	220,868.51	192,915.85			413,784.36													413,784.36
Regional Statistical Services Office - ARMM	220,868.51	192,915.85			413,784.36													413,784.36
Cash Disbursement Ceiling (CDC)																		
National Economic and Development Authority (NEDA)																		
Philippine Statistics Authority																		
National Capital Region (NCR)																		
Central Office																		
Non-Cash Availment Authority (NCAA)																		
National Economic and Development Authority (NEDA)																		
Philippine Statistics Authority																		
National Capital Region (NCR)																		
Central Office																		
etc.)																		
Authority (NEDA)																		
Philippine Statistics Authority																		
National Capital Region (NCR)																		
Central Office																		
Grand Total	60,026,000.99	273,541,832.61	1,200.00	21,387,344.78	354,956,378.38	1,432,966.40			30,940.00	1,463,906.40		529,633.75			529,633.75	1,993,540.15	356,949,918.53	

Department: National Economic and Development Authority				Operating Unit: All						
Organization Code (UACS): 24008000000				Report Status: SUBMITTED						
PARTICULARS	TRUST LIABILITIES				GRAND TOTAL					REMARKS
	PS	MOOE	CO	TOTAL	PS	MOOE	Fin. Exp	CO	TOTAL	
1	19	20	21	22=(19+20+21)	23	24	25	26	27=(23+24+25+26)	28
Region VI - Western Visayas					108,314.88	59,574.08			167,888.96	
Regional Statistical Services Office - VI					108,314.88	59,574.08			167,888.96	
Region VII - Central Visayas					88,975.65	51,057.11			140,032.76	
Regional Statistical Services Office - VII					88,975.65	51,057.11			140,032.76	
Region VIII - Eastern Visayas					350,243.63	228,529.23			578,772.86	
Regional Statistical Services Office - VIII					350,243.63	228,529.23			578,772.86	
Region IX - Zamboanga Peninsula					227,279.84	167,719.44			394,999.28	
Regional Statistical Services Office - IX					227,279.84	167,719.44			394,999.28	
Region X - Northern Mindanao					324,081.16	280,752.75			604,833.91	
Regional Statistical Services Office - X					324,081.16	280,752.75			604,833.91	
Region XI - Davao					148,335.25	80,698.42			229,033.67	
Regional Statistical Services Office - XI					148,335.25	80,698.42			229,033.67	
Region XII - SOCCSKSARGEN					95,229.75	24,595.94			119,825.69	
Regional Statistical Services Office - XII					95,229.75	24,595.94			119,825.69	
Region XIII - CARAGA					291,459.56	150,392.97			441,852.53	
Regional Statistical Services Office - XIII					291,459.56	150,392.97			441,852.53	
Autonomous Region in Muslim Mindanao (ARMM)					220,868.51	192,915.85			413,784.36	
Regional Statistical Services Office - ARMM					220,868.51	192,915.85			413,784.36	
Cash Disbursement Ceiling (CDC)										
National Economic and Development Authority (NEDA)										
Philippine Statistics Authority										
National Capital Region (NCR)										
Central Office										
Non-Cash Availment Authority (NCAA)										
National Economic and Development Authority (NEDA)										
Philippine Statistics Authority										
National Capital Region (NCR)										
Central Office										
etc.)										
Authority (NEDA)										
Philippine Statistics Authority										
National Capital Region (NCR)										
Central Office										
Grand Total					60,026,000.99	275,504,432.76	1,200.00	21,418,284.78	356,949,918.53	

7

MONTHLY REPORT OF DISBURSEMENTS
For the month of October, 2017

Department: National Economic and Development Authority (NEDA)						Agency: Philippine Statistics Authority											
Organization Code (UACS): 240080000000						Fund Cluster: 01 - Regular Agency Fund											
PARTICULARS	CURRENT YEAR BUDGET					PRIOR YEAR'S ACCOUNTS PAYABLE					PRIOR YEAR'S BUDGET					SUB-TOTAL	
	PS	MOOE	Fin. Exp	CO	TOTAL	PS	MOOE	Fin. Exp	CO	Sub-Total	PS	MOOE	Fin. Exp	CO	Sub-Total		TOTAL
1	2	3	4	5	6=(2+3+4+5)	7	8	9	10	11=(7+8+9+10)	12	13	14	15	16=(12+13+14+15)	17=(11+16)	18=(6+17)

Summary

PARTICULARS	PREVIOUS REPORT	CURRENT MONTH	AS OF DATE
(1)	(2)	(3)	(4)
Total Disbursement Authorities Received			
NCA	3,372,735,999.29	494,090,853.60	3,866,826,852.89
Working Fund			
TRA	190,968,573.31	22,190,177.82	213,158,751.13
CDC			
NCAA			
Others (CDT, BTr Docs Stamp, etc.)	196,968.76	60,470.64	257,439.40
Less: Notice of Transfer Allocations (NTA)* issued	446,966,682.54	146,303,328.20	593,270,010.74
Total Disbursements Authorities Available	3,116,934,858.82	370,038,173.86	3,486,973,032.68
Less			
Lapsed NCA	817,782,443.03	2,452.52	817,784,895.55
Disbursements	2,495,159,150.67	356,949,918.53	2,852,109,069.20
Balance of Disbursements Authorities as of to date	(196,006,734.88)	13,085,802.81	(182,920,932.07)
Total Disbursements Program	3,830,974,959.31	639,528,298.13	4,470,503,257.44
Less: * Actual Disbursements	2,553,219,460.68	356,949,918.53	2,910,169,379.21
(Over)/Under spending-	1,277,755,498.63	282,578,379.60	1,560,333,878.23

Certified Correct:

Evelyn F. Tolentino
EVELYN F. TOLENTINO
Agency Chief Accountant *1/12* *ES*

Date:

This report was generated using the Unified Reporting System on 11/22/2017 11:44

Approved By:

Lisa Grace S. Bersales
LISA GRACE S. BERSALES Ph.D.
Undersecretary
National Statistician and Civil Registrar General
MS

Date: