


MONTHLY REPORT OF DISBURSEMENTS
For the month of January 2025



FAR no. 4

Department : National Economic and Development Authority (NEDA)
Agency : Philippine Statistics Authority
Operating Unit : Central Office
Organization Code (UACS) : 24 008 0100000
Fund Cluster : 01 - Regular Agency Fund

Particulars (1)	CURRENT YEAR'S BUDGET					PRIOR YEAR'S BUDGET				
	PS	MOOE	FinEx	CO	TOTAL	PRIOR YEAR'S ACCOUNTS PAYABLE				
	(2)	(3)	(4)	(5)	6=(2+3+4+5)	PS	MOOE	FinEx	CO	Sub-Total 11=(7+8+9+10)
CASH DISBURSEMENTS	45,214,454.17	30,372,080.38	-	-	75,586,534.55	4,545,292.89	31,535,695.92	-	243,442.63	36,324,431.44
Notice of Cash Allocations	45,214,454.17	30,372,080.38	-	-	75,586,534.55	4,545,292.89	31,535,695.92	-	243,442.63	36,324,431.44
MDS Checks Issued	969,399.56	16,634,813.19			17,604,212.75	44,173.98	243,475.39			287,649.37
Advice to Debit Account	44,245,054.61	13,737,267.19			57,982,321.80	4,501,118.91	31,292,220.53	-	243,442.63	36,036,782.07
Notice of Transfer Allocations (NTA)					-	-	-		-	-
MDS Checks Issued					-				-	-
Advice to Debit Account					-				-	-
Working Fund for FAPS					-				-	-
Cash Disbursement Ceiling (CDC)					-				-	-
TOTAL CASH DISBURSEMENTS	45,214,454.17	30,372,080.38	-	-	75,586,534.55	4,545,292.89	31,535,695.92	-	243,442.63	36,324,431.44
NON-CASH DISBURSEMENTS	-	-	-	-	-	3,444,299.05	17,378,312.44	-	18,897,800.16	39,720,411.65
Tax Remittance Advices Issued (TRA)					-	3,444,299.05	17,378,312.44	-	18,897,800.16	39,720,411.65
Non-Cash Availment Authority (NCAA)					-	-	-		-	-
Disbursements effected through outright deductions from claims	-	-	-	-	-	-	-	-	-	-
Overpayment of expenses					-				-	-
Restitution for loss of government property					-				-	-
Liquidated damages and similar claims					-				-	-
Others (TEF, BTr-Documentary Stamp Tax, etc.)				-	-				-	-
TOTAL NON-CASH DISBURSEMENTS	-	-	-	-	-	3,444,299.05	17,378,312.44	-	18,897,800.16	39,720,411.65
GRAND TOTAL	45,214,454.17	30,372,080.38	-	-	75,586,534.55	7,989,591.94	48,914,008.36	-	19,141,242.79	76,044,843.09

SUMMARY

Particulars (1)	Previous Report (2)	Current Month (3)	As of Date (4)
Total Disbursement Authorities Received	-	276,846,411.65	276,846,411.65
NCA	-	237,126,000.00	237,126,000.00
NTA	-	-	-
Working Fund	-	-	-
TRA	-	39,720,411.65	39,720,411.65
CDC	-	-	-
NCAA	-	-	-
Less: Notice of Transfer Allocation (NTA) issued*	-	-	-
Total Disbursements Authorities Available	-	276,846,411.65	276,846,411.65
Less:	-	-	-
Lapsed NCA	-	-	-
Disbursements	-	156,283,176.61	156,283,176.61
Less: Other Non-Cash Disbursements	-	-	-
Disbursements effected through outright deductio	-	-	-
Overpayment of expenses	-	-	-
Restitution for loss of government property	-	-	-
Liquidated damages and similar claims	-	-	-
Others (TEF, BTr-Documentary Stamp Tax, etc.)	-	-	-
Add/Less: Adjustments (e.g. cancelled/staled checks)	-	-	-
Balance of Disbursements Authorities to date	-	120,563,235.04	120,563,235.04
Total Disbursements Program	-	276,846,411.65	276,846,411.65
Less: Actual Disbursements	-	156,283,176.61	156,283,176.61
(Over)/Under spending	-	120,563,235.04	120,563,235.04

Department : National Economic and Development Authority (NEDA)
Agency : Philippine Statistics Authority
Operating Unit : Central Office
Organization Code (UACS) : 24 008 0100000
Fund Cluster : 01 - Regular Agency Fund

Particulars	PRIOR YEAR'S BUDGET						SUB-TOTAL	TRUST LIABILITIES				GRAND TOTAL					Remarks
	CURRENT YEARS ACCOUNTS PAYABLE					TOTAL		PS	MOOE	CO	TOTAL	PS	MOOE	FinEx	CO	TOTAL	
	PS	MOOE	FinEx	CO	Sub-Total												
(1)	(12)	(13)	(14)	(15)	16=(12+13+14+15)	17=(11+16)	18=(6+17)	(19)	(20)	(21)	2=(19+20+21)	(23)	(24)	(25)	(26)	27=(23+24+25+26)	(28)
CASH DISBURSEMENTS	-	4,651,798.97	-	-	4,651,798.97	40,976,230.41	116,562,764.96	-	-	-	-	49,759,747.06	66,559,575.27	-	243,442.63	116,562,764.96	
Notice of Cash Allocations	-	4,651,798.97	-	-	4,651,798.97	40,976,230.41	116,562,764.96	-	-	-	-	49,759,747.06	66,559,575.27	-	243,442.63	116,562,764.96	
MDS Checks Issued	-	527,887.87	-	-	527,887.87	815,537.24	18,419,749.99					1,013,573.54	17,406,176.45	-	-	18,419,749.99	
Advice to Debit Account	-	4,123,911.10	-	-	4,123,911.10	40,160,693.17	98,143,014.97					48,746,173.52	49,153,398.82	-	243,442.63	98,143,014.97	
Notice of Transfer Allocations (NTA)	-	-	-	-	-	-	-	-	-	-	-	-	-	-	-	-	
MDS Checks Issued						-	-					-	-	-	-	-	
Advice to Debit Account						-	-					-	-	-	-	-	
Working Fund for FAPS						-	-					-	-	-	-	-	
Cash Disbursement Ceiling (CDC)						-	-					-	-	-	-	-	
TOTAL CASH DISBURSEMENTS	-	4,651,798.97	-	-	4,651,798.97	40,976,230.41	116,562,764.96	-	-	-	-	49,759,747.06	66,559,575.27	-	243,442.63	116,562,764.96	
NON-CASH DISBURSEMENTS	-	-	-	-	-	39,720,411.65	39,720,411.65	-	-	-	-	3,444,299.05	17,378,312.44	-	18,897,800.16	39,720,411.65	
Tax Remittance Advices Issued (TRA)						39,720,411.65	39,720,411.65					3,444,299.05	17,378,312.44	-	18,897,800.16	39,720,411.65	
Non-Cash Availment Authority (NCAA)						-	-					-	-	-	-	-	
Disbursements effected through outright deductions from claims						-	-					-	-	-	-	-	
Overpayment of expenses						-	-					-	-	-	-	-	
Restitution for loss of government property						-	-					-	-	-	-	-	
Liquidated damages and similar claims						-	-					-	-	-	-	-	
Others (TEF,BTr-Documentary Stamp Tax, etc.)						-	-					-	-	-	-	-	
TOTAL NON-CASH DISBURSEMENTS	-	-	-	-	-	39,720,411.65	39,720,411.65	-	-	-	-	3,444,299.05	17,378,312.44	-	18,897,800.16	39,720,411.65	
GRAND TOTAL	-	4,651,798.97	-	-	4,651,798.97	80,696,642.06	156,283,176.61	-	-	-	-	53,204,046.11	83,937,887.71	-	19,141,242.79	156,283,176.61	


Certified Correct:


ELIZABETH B. ONAGA,
Chief Accountant
Accounting Division

Recommending Approval:


SOCRATES L. RAMORES
Assistant National Statistician
Finance and Administrative Services

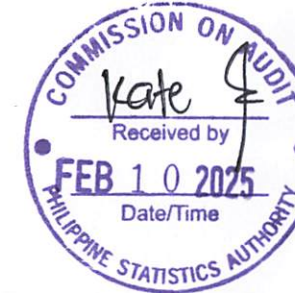
Approved by:


CLAIRE DENNIS S. MAPA, PhD
Undersecretary
National Statistician and Civil Registrar General

MONTHLY REPORT OF DISBURSEMENTS
For the month of January 2025

FAR no. 4

Department : National Economic and Development Authority (NEDA)
Agency : Philippine Statistics Authority
Operating Unit : Consolidated Regional Statistical Services Office
Organization Code (UACS) : 24 008 0100000
Fund Cluster : 01 - Regular Agency Fund



Particulars	CURRENT YEAR'S BUDGET					PRIOR YEAR'S BUDGET				
	PS	MOOE	FinEx	CO	TOTAL	PRIOR YEAR'S ACCOUNTS PAYABLE				
	(2)	(3)	(4)	(5)	6=(2+3+4+5)	(7)	(8)	(9)	(10)	11=(7+8+9+10)
CASH DISBURSEMENTS	78,304,957.25	80,838,278.00	-	-	159,143,235.25	1,881,406.54	2,614,684.81	-	-	4,496,091.35
Notice of Cash Allocations	75,175,184.96	79,696,962.96	-	-	154,872,147.92	1,879,002.79	2,181,521.72	-	-	4,060,524.51
MDS Checks Issued	1,984,634.71	6,354,458.57	-	-	8,339,093.28	-	512,313.22	-	-	512,313.22
Advice to Debit Account	73,190,550.25	73,342,504.39	-	-	146,533,054.64	1,879,002.79	1,669,208.50	-	-	3,548,211.29
Notice of Transfer Allocations (NTA)	3,129,772.29	1,141,315.04	-	-	4,271,087.33	2,403.75	433,163.09	-	-	435,566.84
MDS Checks Issued	996,851.08	1,027,117.04	-	-	2,023,968.12	2,403.75	433,163.09	-	-	435,566.84
Advice to Debit Account	2,132,921.21	114,198.00	-	-	2,247,119.21	-	-	-	-	-
Working Fund for FAPS	-	-	-	-	-	-	-	-	-	-
Cash Disbursement Ceiling (CDC)	-	-	-	-	-	-	-	-	-	-
TOTAL CASH DISBURSEMENTS	78,304,957.25	80,838,278.00	-	-	159,143,235.25	1,881,406.54	2,614,684.81	-	-	4,496,091.35
NON-CASH DISBURSEMENTS	11,249,828.87	28,835,539.88	-	1,154,523.38	41,239,892.13	2,071.64	100,324.71	-	-	102,396.35
Tax Remittance Advices Issued (TRA)	11,249,828.87	28,835,539.88	-	1,154,523.38	41,239,892.13	2,071.64	100,324.71	-	-	102,396.35
Non-Cash Availment Authority (NCAA)	-	-	-	-	-	-	-	-	-	-
Disbursements effected through outright deductions from claims	-	-	-	-	-	-	-	-	-	-
Overpayment of expenses	-	-	-	-	-	-	-	-	-	-
Restitution for loss of government property	-	-	-	-	-	-	-	-	-	-
Liquidated damages and similar claims	-	-	-	-	-	-	-	-	-	-
Others (TEF,BTr-Documentary Stamp Tax, etc.)	-	-	-	-	-	-	-	-	-	-
TOTAL NON-CASH DISBURSEMENTS	11,249,828.87	28,835,539.88	-	1,154,523.38	41,239,892.13	2,071.64	100,324.71	-	-	102,396.35
GRAND TOTAL	89,554,786.12	109,673,817.88	-	1,154,523.38	200,383,127.38	1,883,478.18	2,715,009.52	-	-	4,598,487.70

SUMMARY

Particulars (1)	Previous Report (2)	Current Month (3)	As of Date (4)
Total Disbursement Authorities Received	-	321,892,348.48	321,892,348.48
NCA	-	274,415,000.00	274,415,000.00
NTA	-	6,135,060.00	6,135,060.00
Working Fund	-	-	-
TRA	-	41,342,288.48	41,342,288.48
CDC	-	-	-
NCAA	-	-	-
Less: Notice of Transfer Allocation (NTA) issued*	-	6,135,060.00	6,135,060.00
Total Disbursements Authorities Available	-	315,757,288.48	315,757,288.48
Less:	-	-	-
Lapsed NCA	-	-	-
Disbursements	-	205,309,114.06	205,309,114.06
Less: Other Non-Cash Disbursements	-	15,020.00	15,020.00
Disbursements effected through outright deductions from claims	-	-	-
Overpayment of expenses	-	-	-
Restitution for loss of government property	-	-	-
Liquidated damages and similar claims	-	-	-
Others (TEF,BTr-Documentary Stamp Tax, etc.)	-	15,020.00	15,020.00
Add/Less: Adjustments (e.g. cancelled/staled checks)	-	-	-
Balance of Disbursements Authorities to date	-	110,463,194.42	110,463,194.42
Total Disbursements Program	-	315,772,308.48	315,772,308.48
Less: Actual Disbursements	-	205,309,114.06	205,309,114.06
(Over)/Under spending	-	110,463,194.42	110,463,194.42

Department : National Economic and Development Authority (NEDA)
Agency : Philippine Statistics Authority
Operating Unit : Consolidated Regional Statistical Services Office
Organization Code (UACS) : 24 008 0100000
Fund Cluster : 01 - Regular Agency Fund

Particulars	PRIOR YEAR'S BUDGET						SUB-TOTAL	TRUST LIABILITIES				GRAND TOTAL					Remarks
	CURRENT YEARS ACCOUNTS PAYABLE					TOTAL		PS	MOOE	CO	TOTAL	PS	MOOE	FinEx	CO	TOTAL	
	PS	MOOE	FinEx	CO	Sub-Total												
(1)	(12)	(13)	(14)	(15)	16=(12+13+14+15)	17=(11+16)	18=(6+17)	(19)	(20)	(21)	=(19+20+21)	(23)	(24)	(25)	(26)	27=(23+24+25+26)	(28)
CASH DISBURSEMENTS	-	327,498.98	-	-	327,498.98	4,823,590.33	163,966,825.58	-	-	-	-	80,186,363.79	83,780,461.79	-	-	163,966,825.58	
Notice of Cash Allocations	-	327,498.98	-	-	327,498.98	4,388,023.49	159,260,171.41	-	-	-	-	77,054,187.75	82,205,983.66	-	-	159,260,171.41	
MDS Checks Issued	-	-	-	-	-	512,313.22	8,851,406.50	-	-	-	-	1,984,634.71	6,866,771.79	-	-	8,851,406.50	
Advice to Debit Account	-	327,498.98	-	-	327,498.98	3,875,710.27	150,408,764.91	-	-	-	-	75,069,553.04	75,339,211.87	-	-	150,408,764.91	
Notice of Transfer Allocations (NTA)	-	-	-	-	-	435,566.84	4,706,654.17	-	-	-	-	3,132,176.04	1,574,478.13	-	-	4,706,654.17	
MDS Checks Issued	-	-	-	-	-	435,566.84	2,459,534.96	-	-	-	-	999,254.83	1,460,280.13	-	-	2,459,534.96	
Advice to Debit Account	-	-	-	-	-	-	2,247,119.21	-	-	-	-	2,132,921.21	114,198.00	-	-	2,247,119.21	
Working Fund for FAPS	-	-	-	-	-	-	-	-	-	-	-	-	-	-	-	-	
Cash Disbursement Ceiling (CDC)	-	-	-	-	-	-	-	-	-	-	-	-	-	-	-	-	
TOTAL CASH DISBURSEMENTS	-	327,498.98	-	-	327,498.98	4,823,590.33	163,966,825.58	-	-	-	-	80,186,363.79	83,780,461.79	-	-	163,966,825.58	
NON-CASH DISBURSEMENTS	-	-	-	-	-	102,396.35	41,342,288.48	-	-	-	-	11,251,900.51	28,935,864.59	-	1,154,523.38	41,342,288.48	
Tax Remittance Advices Issued (TRA)	-	-	-	-	-	102,396.35	41,342,288.48	-	-	-	-	11,251,900.51	28,935,864.59	-	1,154,523.38	41,342,288.48	
Non-Cash Availment Authority (NCAA)	-	-	-	-	-	-	-	-	-	-	-	-	-	-	-	-	
Disbursements effected through outright deductions from claims	-	-	-	-	-	-	-	-	-	-	-	-	-	-	-	-	
Overpayment of expenses	-	-	-	-	-	-	-	-	-	-	-	-	-	-	-	-	
Restitution for loss of government property	-	-	-	-	-	-	-	-	-	-	-	-	-	-	-	-	
Liquidated damages and similar claims	-	-	-	-	-	-	-	-	-	-	-	-	-	-	-	-	
Others (TEF,BTr-Documentary Stamp Tax, etc.)	-	-	-	-	-	-	-	-	-	-	-	-	-	-	-	-	
TOTAL NON-CASH DISBURSEMENTS	-	-	-	-	-	102,396.35	41,342,288.48	-	-	-	-	11,251,900.51	28,935,864.59	-	1,154,523.38	41,342,288.48	
GRAND TOTAL	-	327,498.98	-	-	327,498.98	4,925,986.68	205,309,114.06	-	-	-	-	91,438,264.30	112,716,326.38	-	1,154,523.38	205,309,114.06	

Certified Correct:


ELIZABETH B. ONAG
Chief Accountant
Accounting Division

Recommending Approval:


SOCRATES L. RAMORES
Assistant National Statistician
Finance and Administrative Services

Approved by:


CLAIRE DENNIS S. MAPA, PhD
Undersecretary
National Statistician and Civil Registrar General

MONTHLY REPORT OF DISBURSEMENTS
For the month of January 2025

FAR no. 4



Department : National Economic and Development Authority (NEDA)
Agency : Philippine Statistics Authority
Operating Unit : All
Organization Code (UACS) : 24 008 0100000
Fund Cluster : 01 - Regular Agency Fund

Particulars	CURRENT YEAR'S BUDGET					PRIOR YEAR'S BUDGET				
	PS	MOOE	FinEx	CO	TOTAL	PRIOR YEAR'S ACCOUNTS PAYABLE				
	(2)	(3)	(4)	(5)	6=(2+3+4+5)	PS (7)	MOOE (8)	FinEx (9)	CO (10)	Sub-Total 11=(7+8+9+10)
CASH DISBURSEMENTS	123,519,411.42	111,210,358.38	-	-	234,729,769.80	6,426,699.43	34,150,380.73	-	243,442.63	40,820,522.79
Notice of Cash Allocations	120,389,639.13	110,069,043.34	-	-	230,458,682.47	6,424,295.68	33,717,217.64	-	243,442.63	40,384,955.95
MDS Checks Issued	2,954,034.27	22,989,271.76	-	-	25,943,306.03	44,173.98	755,788.61	-	-	799,962.59
Advice to Debit Account	117,435,604.86	87,079,771.58	-	-	204,515,376.44	6,380,121.70	32,961,429.03	-	243,442.63	39,584,993.36
Notice of Transfer Allocations (NTA)	3,129,772.29	1,141,315.04	-	-	4,271,087.33	2,403.75	433,163.09	-	-	435,566.84
MDS Checks Issued	996,851.08	1,027,117.04	-	-	2,023,968.12	2,403.75	433,163.09	-	-	435,566.84
Advice to Debit Account	2,132,921.21	114,198.00	-	-	2,247,119.21	-	-	-	-	-
Working Fund for FAPS	-	-	-	-	-	-	-	-	-	-
Cash Disbursement Ceiling (CDC)	-	-	-	-	-	-	-	-	-	-
TOTAL CASH DISBURSEMENTS	123,519,411.42	111,210,358.38	-	-	234,729,769.80	6,426,699.43	34,150,380.73	-	243,442.63	40,820,522.79
NON-CASH DISBURSEMENTS	11,249,828.87	28,835,539.88	-	1,154,523.38	41,239,892.13	3,446,370.69	17,478,637.15	-	18,897,800.16	39,822,808.00
Tax Remittance Advices Issued (TRA)	11,249,828.87	28,835,539.88	-	1,154,523.38	41,239,892.13	3,446,370.69	17,478,637.15	-	18,897,800.16	39,822,808.00
Non-Cash Availment Authority (NCAA)	-	-	-	-	-	-	-	-	-	-
Disbursements effected through outright deductions from claims	-	-	-	-	-	-	-	-	-	-
Overpayment of expenses	-	-	-	-	-	-	-	-	-	-
Restitution for loss of government property	-	-	-	-	-	-	-	-	-	-
Liquidated damages and similar claims	-	-	-	-	-	-	-	-	-	-
Others (TEF, BTr-Documentary Stamp Tax, etc.)	-	-	-	-	-	-	-	-	-	-
TOTAL NON-CASH DISBURSEMENTS	11,249,828.87	28,835,539.88	-	1,154,523.38	41,239,892.13	3,446,370.69	17,478,637.15	-	18,897,800.16	39,822,808.00
GRAND TOTAL	134,769,240.29	140,045,898.26	-	1,154,523.38	275,969,661.93	9,873,070.12	51,629,017.88	-	19,141,242.79	80,643,330.79

SUMMARY

Particulars (1)	Previous Report (2)	Current Month (3)	As of Date (4)
Total Disbursement Authorities Received	-	598,738,760.13	598,738,760.13
NCA	-	511,541,000.00	511,541,000.00
NTA	-	6,135,060.00	6,135,060.00
Working Fund	-	-	-
TRA	-	81,062,700.13	81,062,700.13
CDC	-	-	-
NCAA	-	-	-
Less: Notice of Transfer Allocation (NTA) issued*	-	6,135,060.00	6,135,060.00
Total Disbursements Authorities Available	-	592,603,700.13	592,603,700.13
Less:	-	-	-
Lapsed NCA	-	-	-
Disbursements	-	361,592,290.67	361,592,290.67
Less: Other Non-Cash Disbursements	-	15,020.00	15,020.00
Disbursements effected through outright deductions from claims	-	-	-
Overpayment of expenses	-	-	-
Restitution for loss of government property	-	-	-
Liquidated damages and similar claims	-	-	-
Others (TEF, BTr-Documentary Stamp Tax, etc.)	-	15,020.00	15,020.00
Add/Less: Adjustments (e.g. cancelled/staled checks)	-	-	-
Balance of Disbursements Authorities to date	-	231,026,429.46	231,026,429.46
Total Disbursements Program	-	592,618,720.13	592,618,720.13
Less: Actual Disbursements	-	361,592,290.67	361,592,290.67
(Over)/Under spending	-	231,026,429.46	231,026,429.46


Department : National Economic and Development Authority (NEDA)
Agency : Philippine Statistics Authority
Operating Unit : All
Organization Code (UACS) : 24 008 0100000
Fund Cluster : 01 - Regular Agency Fund

Particulars	PRIOR YEAR'S BUDGET						SUB-TOTAL	TRUST LIABILITIES				GRAND TOTAL					Remarks
	CURRENT YEARS ACCOUNTS PAYABLE					TOTAL		PS	MOOE	CO	TOTAL	PS	MOOE	FinEx	CO	TOTAL	
	PS	MOOE	FinEx	CO	Sub-Total												
(1)	(12)	(13)	(14)	(15)	16=(12+13+14+15)	17=(11+16)	18=(6+17)	(19)	(20)	(21)	(19+20+21)	(23)	(24)	(25)	(26)	27=(23+24+25+26)	(28)
CASH DISBURSEMENTS	-	4,979,297.95	-	-	4,979,297.95	45,799,820.74	280,529,590.54	-	-	-	-	129,946,110.85	150,340,037.06	-	243,442.63	280,529,590.54	
Notice of Cash Allocations	-	4,979,297.95	-	-	4,979,297.95	45,364,253.90	275,822,936.37	-	-	-	-	126,813,934.81	148,765,558.93	-	243,442.63	275,822,936.37	
MDS Checks Issued	-	527,887.87			527,887.87	1,327,850.46	27,271,156.49	-	-	-	-	2,998,208.25	24,272,948.24	-	-	27,271,156.49	
Advice to Debit Account	-	4,451,410.08			4,451,410.08	44,036,403.44	248,551,779.88	-	-	-	-	123,815,726.56	124,492,610.69	-	243,442.63	248,551,779.88	
Notice of Transfer Allocations (NTA)	-	-	-	-	-	435,566.84	4,706,654.17	-	-	-	-	3,132,176.04	1,574,478.13	-	-	4,706,654.17	
MDS Checks Issued					-	435,566.84	2,459,534.96	-	-	-	-	999,254.83	1,460,280.13	-	-	2,459,534.96	
Advice to Debit Account					-	-	2,247,119.21	-	-	-	-	2,132,921.21	114,198.00	-	-	2,247,119.21	
Working Fund for FAPS	-	-	-	-	-	-	-	-	-	-	-	-	-	-	-	-	
Cash Disbursement Ceiling (CDC)								-	-	-	-	-	-	-	-	-	
TOTAL CASH DISBURSEMENTS	-	4,979,297.95	-	-	4,979,297.95	45,799,820.74	280,529,590.54	-	-	-	-	129,946,110.85	150,340,037.06	-	243,442.63	280,529,590.54	
NON-CASH DISBURSEMENTS	-	-			-	39,822,808.00	81,062,700.13	-	-	-	-	14,696,199.56	46,314,177.03	-	20,052,323.54	81,062,700.13	
Tax Remittance Advices Issued (TRA)					-	39,822,808.00	81,062,700.13	-	-	-	-	14,696,199.56	46,314,177.03	-	20,052,323.54	81,062,700.13	
Non-Cash Availment Authority (NCAA)	-	-	-	-	-	-	-	-	-	-	-	-	-	-	-	-	
Disbursements effected through outright deductions from claims	-				-	-	-	-	-	-	-	-	-	-	-	-	
Overpayment of expenses	-				-	-	-	-	-	-	-	-	-	-	-	-	
Restitution for loss of government property	-				-	-	-	-	-	-	-	-	-	-	-	-	
Liquidated damages and similar claims	-				-	-	-	-	-	-	-	-	-	-	-	-	
Others (TEF,BTr-Documentary Stamp Tax, etc.)					-	-	-	-	-	-	-	-	-	-	-	-	
TOTAL NON-CASH DISBURSEMENTS	-	-			-	39,822,808.00	81,062,700.13	-	-	-	-	14,696,199.56	46,314,177.03	-	20,052,323.54	81,062,700.13	
GRAND TOTAL	-	4,979,297.95	-	-	4,979,297.95	85,622,628.74	361,592,290.67	-	-	-	-	144,642,310.41	196,654,214.09	-	20,295,766.17	361,592,290.67	

Certified Correct:


ELIZABETH B. ONAG
Chief Accountant
Accounting Division

Recommending Approval:


SOCRATES L. RAMORES
Assistant National Statistician
Finance and Administrative Services

Approved by:


CLAIRE DENNIS S. MAPA, PhD
Undersecretary
National Statistician and Civil Registrar General

MONTHLY REPORT OF DISBURSEMENTS
For the month of January 2025

FAR no. 4

Department : National Economic and Development Authority (NEDA)
Agency : Philippine Statistics Authority
Operating Unit : Central Office
Organization Code (UACS) : 24 008 0100000
Fund Cluster : 07 - Trust Fund



Particulars	CURRENT YEAR'S BUDGET					PRIOR YEAR'S BUDGET				
	PS	MOOE	FinEx	CO	TOTAL	PRIOR YEAR'S ACCOUNTS PAYABLE				
						PS	MOOE	FinEx	CO	Sub-Total
(1)	(2)	(3)	(4)	(5)	6=(2+3+4+5)	(7)	(8)	(9)	(10)	11=(7+8+9+10)
CASH DISBURSEMENTS	-	-	-	-	-	-	-	-	-	-
Notice of Cash Allocations	-	-	-	-	-	-	-	-	-	-
MDS Checks Issued	-	-	-	-	-	-	-	-	-	-
Advice to Debit Account	-	3,020,900.00	-	-	3,020,900.00	-	-	-	-	-
Notice of Transfer Allocations (NTA)	-	-	-	-	-	-	-	-	-	-
MDS Checks Issued	-	-	-	-	-	-	-	-	-	-
Advice to Debit Account	-	-	-	-	-	-	-	-	-	-
Working Fund for FAPS	-	-	-	-	-	-	-	-	-	-
Cash Disbursement Ceiling (CDC)	-	-	-	-	-	-	-	-	-	-
TOTAL CASH DISBURSEMENTS	-	3,020,900.00	-	-	3,020,900.00	-	-	-	-	-
NON-CASH DISBURSEMENTS	-	-	-	-	-	-	-	-	-	-
Tax Remittance Advices Issued (TRA)	-	-	-	-	-	-	-	-	-	-
Non-Cash Availment Authority (NCAA)	-	-	-	-	-	-	-	-	-	-
Disbursements effected through outright deductions from claims	-	-	-	-	-	-	-	-	-	-
Overpayment of expenses	-	-	-	-	-	-	-	-	-	-
Restitution for loss of government property	-	-	-	-	-	-	-	-	-	-
Liquidated damages and similar claims	-	-	-	-	-	-	-	-	-	-
Others (TEF,BTr-Documentary Stamp Tax, etc.)	-	-	-	-	-	-	-	-	-	-
TOTAL NON-CASH DISBURSEMENTS	-	-	-	-	-	-	-	-	-	-
GRAND TOTAL	-	3,020,900.00	-	-	3,020,900.00	-	-	-	-	-

SUMMARY

Particulars	Previous Report	Current Month	As of Date
(1)	(2)	(3)	(4)
Total Disbursement Authorities Received	-	130,566,406.00	130,566,406.00
NCA	-	130,566,406.00	130,566,406.00
NTA	-	-	-
Working Fund	-	-	-
TRA	-	-	-
CDC	-	-	-
NCAA	-	-	-
Less: Notice of Transfer Allocation (NTA) issued*	-	-	-
Total Disbursements Authorities Available	-	130,566,406.00	130,566,406.00
Less:			
Lapsed NCA	-	-	-
Disbursements	-	3,020,900.00	3,020,900.00
Less: Other Non-Cash Disbursements	-	-	-
Disbursements effected through outright deductions from claims	-	-	-
Others (TEF,BTr-Documentary Stamp Tax, etc.)	-	-	-
Add/Less: Adjustments (e.g. cancelled/staled checks)	-	-	-
Balance of Disbursements Authorities to date	-	127,545,506.00	127,545,506.00
Total Disbursements Program	-	130,566,406.00	130,566,406.00
Less: Actual Disbursements	-	3,020,900.00	3,020,900.00
(Over)/Under spending	-	127,545,506.00	127,545,506.00


Department : National Economic and Development Authority (NEDA)
Agency : Philippine Statistics Authority
Operating Unit : Central Office
Organization Code (UACS) : 24 008 0100000
Fund Cluster : 07 - Trust Fund

Particulars	PRIOR YEAR'S BUDGET						SUB-TOTAL	TRUST LIABILITIES				GRAND TOTAL					Remarks
	CURRENT YEARS ACCOUNTS PAYABLE					TOTAL		PS	MOOE	CO	TOTAL	PS	MOOE	FinEx	CO	TOTAL	
	PS	MOOE	FinEx	CO	Sub-Total												
(1)	(12)	(13)	(14)	(15)	=(12+13+14+15)	17=(11+16)	18=(6+17)	(19)	(20)	(21)	=(19+20+21)	(23)	(24)	(25)	(26)	27=(23+24+25+26)	(28)
CASH DISBURSEMENTS	-	-	-	-	-	-	-	-	-	-	-	-	-	-	-	-	-
Notice of Cash Allocations	-	-	-	-	-	-	-	-	-	-	-	-	-	-	-	-	-
MDS Checks Issued	-	-	-	-	-	-	-	-	-	-	-	-	-	-	-	-	-
Advice to Debit Account	-	-	-	-	-	-	3,020,900.00	-	-	-	-	-	3,020,900.00	-	-	3,020,900.00	-
Notice of Transfer Allocations (NTA)	-	-	-	-	-	-	-	-	-	-	-	-	-	-	-	-	-
MDS Checks Issued	-	-	-	-	-	-	-	-	-	-	-	-	-	-	-	-	-
Advice to Debit Account	-	-	-	-	-	-	-	-	-	-	-	-	-	-	-	-	-
Working Fund for FAPS	-	-	-	-	-	-	-	-	-	-	-	-	-	-	-	-	-
Cash Disbursement Ceiling (CDC)	-	-	-	-	-	-	-	-	-	-	-	-	-	-	-	-	-
TOTAL CASH DISBURSEMENTS	-	-	-	-	-	-	3,020,900.00	-	-	-	-	-	3,020,900.00	-	-	3,020,900.00	-
NON-CASH DISBURSEMENTS	-	-	-	-	-	-	-	-	-	-	-	-	-	-	-	-	-
Tax Remittance Advices Issued (TRA)	-	-	-	-	-	-	-	-	-	-	-	-	-	-	-	-	-
Non-Cash Availment Authority (NCAA)	-	-	-	-	-	-	-	-	-	-	-	-	-	-	-	-	-
Disbursements effected through outright deductions from claims	-	-	-	-	-	-	-	-	-	-	-	-	-	-	-	-	-
Overpayment of expenses	-	-	-	-	-	-	-	-	-	-	-	-	-	-	-	-	-
Restitution for loss of government property	-	-	-	-	-	-	-	-	-	-	-	-	-	-	-	-	-
Liquidated damages and similar claims	-	-	-	-	-	-	-	-	-	-	-	-	-	-	-	-	-
Others (TEF,BTr-Documentary Stamp Tax, etc.)	-	-	-	-	-	-	-	-	-	-	-	-	-	-	-	-	-
TOTAL NON-CASH DISBURSEMENTS	-	-	-	-	-	-	-	-	-	-	-	-	-	-	-	-	-
GRAND TOTAL	-	-	-	-	-	-	3,020,900.00	-	-	-	-	-	3,020,900.00	-	-	3,020,900.00	-


Certified Correct:


ELIZABETH B. ONAG,
Chief Accountant
Accounting Division

Recommending Approval:


SOCRATES L. RAMORES
Assistant National Statistician
Finance and Administrative Services

Approved by:


CLAIRE DENNIS S. MAPA, PhD
Undersecretary
National Statistician and Civil Registrar General