



In following-up, pls. cite DMS ref #
2022-BA-0052111-E

REPUBLIC OF THE PHILIPPINES
DEPARTMENT OF BUDGET AND MANAGEMENT
GENERAL SOLANO STREET, SAN MIGUEL, MANILA

ACKNOWLEDGEMENT RECEIPT

The **DEPARTMENT OF BUDGET AND MANAGEMENT** hereby acknowledges the receipt of your letter/request which has been uploaded to the DBM-Document Management System and routed to the appropriate office/s with the following information:

Sender: PSA - PERSONAL DELIVERY

Document Title: PSA-SPMR AS OF 31 MARCH 2022

Document Reference No: 2022-BA-0052111-E

Date and Time Uploaded: Friday, April 29, 2022 2:08:21 PM

Uploaded By: CRD RECEIVING GLENN

Routed To: BMB-A Christine P. Santos


CC:

Total no of pages received: 1 copy and 2 pages

The determination of the completeness of the documentary requirements submitted, if any, is subject to the evaluation of the technical person in charge.

This receipt is system generated and does not require signature.

Received by:




DOCUMENT
MANAGEMENT
SYSTEM


SUMMARY PERFORMANCE MONITORING REPORT (SPMR)
 APPROPRIATIONS, OBLIGATIONS, AND DISBURSEMENTS
 As of 31 March 2022 (In Thousand Pesos)
 AGENCY: PHILIPPINE STATISTICS AUTHORITY

Particulars	Available Appropriations	Allotment Releases		Obligations		Disbursements			
	Amount	Amount	% to Available	Amount	% to Allotment	Checks Issued	TRA	TOTAL	% to Obligation
	1	2	3	4	5	6	7	8	10
GRAND TOTAL	13,376,605	13,176,605	99	1,209,250	9	978,997	37,659	1,016,656	84
Personnel Services	1,488,938	1,488,938	100	328,254	22	292,614	21,536	314,150	96
MOOE	9,233,988	9,033,988	98	767,842	8	684,945	16,086	701,030	91
Capital Outlay	2,653,679	2,653,679	100	113,154	4	1,439	37	1,476	1
TOTAL CURRENT YEAR	11,102,553	11,102,553	100	1,031,519	9	957,990	36,732	994,722	96
Personnel Services	1,488,938	1,488,938	100	328,254	22	292,614	21,536	314,150	96
Agency Specific Budget	1,366,596	1,366,596	100	295,960	22	264,143	21,536	285,679	97
RLIP	122,342	122,342	100	32,294	26	28,471	0	28,471	88
MOOE	8,171,919	8,171,919	100	702,521	9	664,632	15,196	679,828	97
Capital Outlay	1,441,696	1,441,696	100	744	0	744	0	744	100
Prior Year	2,274,052	2,074,052	91	177,731	9	21,007	927	21,934	12
MOOE (Central Office & RSSO)	1,062,069	862,069	81	65,321	8	20,312	890	21,202	32
Capital Outlay (Central Office)	1,211,983	1,211,983	100	112,410	9	695	37	732	1

Prepared by:


 DENISE CARLA C. ESTANDARTE
 (Administrative Officer V)
 Officer-in-Charge, Budget Division

Certified Correct:


 ROSALINDA P. BAUTISTA
 Assistant Secretary
 DENNIS S. MAPA, Ph.D.
 Undersecretary
 National Statistician and Civil Registrar General 