



REPUBLIC OF THE PHILIPPINES  
PHILIPPINE STATISTICS AUTHORITY

Reference No. 20FAS03-008

10 January 2020

**MS. LUZVI PANGAN-CHATTO**  
Assistant Commissioner  
COA-Government Accountancy Office  
Commonwealth Ave., Quezon City



Dear Madam,

We are transmitting the following Financial Accountability Reports (FAR) for the month of December 2019 as listed below:

- a) Central Office Monthly Report of Disbursement (FAR no. 4) – Regular Fund
- b) Central Office Monthly Report of Disbursement (FAR no. 4) – Trust Fund
- c) Consolidated RSSO Monthly Report of Disbursement (FAR no. 4) – Regular Fund
- d) ALL (combined Central Office and RSSO) Monthly Report of Disbursement (FAR no. 4) – Regular Fund
- e) Central Office Quarterly Report of Revenue and Other Receipts (FAR no. 5) – Regular Fund
- f) Central Office Quarterly Report of Revenue and Other Receipts (FAR no. 5) – Trust Fund
- g) ALL (combined Central Office and RSSO) Office Quarterly Report of Revenue and Other Receipts (FAR no. 5) – Regular Fund

Please acknowledge receipt. Thank you.

Very truly yours,

**MS. MARIA CELESTE D.L. BALANZA**  
Officer-in-Charge, Accounting Division

**ACKNOWLEDGMENT RECEIPT**

**MS. MARIA CELESTE D.L. BALANZA**  
Officer-in-Charge, Accounting Division  
PSA

This is to acknowledge receipt of the reports as mentioned above

Received by: \_\_\_\_\_

Date Received: \_\_\_\_\_



Management System  
ISO 9001:2015  
www.tuv.com  
ID: 3108640291



PSA Complex, East Avenue, Diliman, Quezon City, Philippines 1101  
Telephone: (632) 8938-5267  
URL: <https://psa.gov.ph/>  
Email: [info@psa.gov.ph](mailto:info@psa.gov.ph)



In following-up, pls. cite DMS ref #

**2020-BA-0003051**

REPUBLIC OF THE PHILIPPINES  
**DEPARTMENT OF BUDGET AND MANAGEMENT**  
GENERAL SOLANO STREET, SAN MIGUEL, MANILA

**ACKNOWLEDGEMENT RECEIPT**

The **DEPARTMENT OF BUDGET AND MANAGEMENT** hereby acknowledges the receipt of your letter/request which has been uploaded to the DBM-Document Management System and routed to the appropriate office/s with the following information:

Sender: PSA - PERSONAL DELIVERY

Document Title: PSA-FAR NO. 5 AS OF DECEMBER 31, 2019

Document Reference No: 2020-BA-0003051

Date and Time Uploaded: Friday, January 10, 2020 4:29:59 PM

Uploaded By: RECEIVING GLENN MACUNAT

Routed To: BMB-A Christine P. Santos

CC:

Total no of pages received: 1 copy and 3 pages

The determination of the completeness of the documentary requirements submitted, if any, is subject to the evaluation of the technical person in charge.

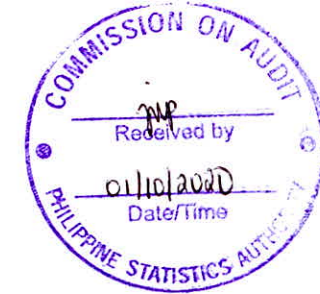
This receipt is system generated and does not require signature.

Received by:



DOCUMENT  
MANAGEMENT  
SYSTEM

QUARTERLY REPORT OF REVENUE AND OTHER RECEIPTS  
As at the Quarter Ending December 31, 2019



Department: National Economic and Development Authority (NEDA)

Agency: Philippine Statistics Authority

Operating Unit: All

Organization Code (UACS): 240080000000

Fund Cluster: 01 - Regular Agency Fund

Classification/Sources of Revenue and Other Receipts	UACS CODE	REVENUE TARGET (Annual) per BESF	Actual Revenue and Other Receipts Collections					Cumulative Remittance/Deposits to Date			Variance		Remarks
			1st Quarter Ending March 31	2nd Quarter Ending June 30	3rd Quarter Ending Sept. 30	4th Quarter Ending Dec. 31	Total	Remittance to BTr	Deposited with AGDB	Total	Amount	%	
1	2	3	4	5	6	7	8=(4+5+6+7)	9	10	11=(9+10)	12=(8-3)	13=(12/3)	14
Agency Fund		1,584,735,000.00	371,247,012.89	460,961,626.13	473,403,442.63	437,042,138.91	1,742,654,220.56	1,742,658,644.12		1,742,658,644.12	157,919,220.56	10%	
Revenue Collections		1,584,735,000.00	371,246,646.89	460,947,077.07	473,357,624.50	436,983,911.81	1,742,535,260.27	1,742,539,683.83		1,742,539,683.83	157,800,260.27	10%	
Cash Receipts		1,584,735,000.00	371,246,646.89	460,947,077.07	473,357,624.50	436,983,911.81	1,742,535,260.27	1,742,539,683.83		1,742,539,683.83	157,800,260.27	10%	
Non-Tax		1,584,735,000.00	371,246,646.89	460,947,077.07	473,357,624.50	436,983,911.81	1,742,535,260.27	1,742,539,683.83		1,742,539,683.83	157,800,260.27	10%	
Registration Fees	4020102000	3,444,000.00	1,205,130.00	653,950.00	459,060.00	2,119,055.00	4,437,195.00	4,444,285.00		4,444,285.00	993,195.00	29%	
Other Verification and Authentication Fees	4020111099	1,565,931,000.00	369,453,995.16	459,777,675.75	470,078,172.86	433,962,929.92	1,733,282,773.69	1,733,282,773.69		1,733,282,773.69	167,351,773.69	11%	
Other Service Income	4020199099	0.00	877.44	6,226.32	0.00	0.00	7,103.76	7,103.76		7,103.76	7,103.76	0%	
Income from Printing and Publication	4020215000	690,000.00	97,140.00	14,360.00	22,774.50	54,223.00	188,497.50	188,497.50		188,497.50	(501,502.50)	-73%	
Interest Income - Others	4020221099	782,000.00	589.48	187.39	195.10	2,966.84	3,938.81	1,282.37		1,282.37	(778,061.19)	-99%	
Fines and Penalties - Business Income	4020223000	0.00	56,680.57	4,630.22	11,182.92	12,601.99	85,095.70	85,095.70		85,095.70	85,095.70	0%	
Other Business Income	4020299099	13,788,000.00	377,732.72	470,296.85	2,672,208.86	752,440.01	4,272,678.44	4,272,668.44		4,272,668.44	(9,515,321.56)	-69%	
Gain on Sale of Property, Plant and Equipment	4050104000	100,000.00	3,050.00	19,750.54	7,000.00	5,605.00	35,405.54	15,655.00		15,655.00	(64,594.46)	-65%	
Sale of Unserviceable Property	4060102000	0.00	8,897.00	0.00	28,349.50	0.00	37,246.50	37,246.50		37,246.50	37,246.50	0%	
Miscellaneous Income	4060999000	0.00	32,554.52	0.00	78,680.76	74,090.05	185,325.33	205,075.87		205,075.87	185,325.33	0%	
Non-Revenue Collections/Other Receipts		0.00	366.00	14,549.06	45,818.13	58,227.10	118,960.29	118,960.29		118,960.29	118,960.29	0%	
Cash Receipts		0.00	366.00	14,549.06	45,818.13	58,227.10	118,960.29	118,960.29		118,960.29	118,960.29	0%	
Others		0.00	366.00	14,549.06	45,818.13	58,227.10	118,960.29	118,960.29		118,960.29	118,960.29	0%	
Due from Officers and Employees	1030502000	0.00	366.00	14,549.06	9,285.98	12,275.10	36,476.14	36,476.14		36,476.14	36,476.14	0%	
Advances to Officers and Employees	1990104000	0.00	0.00	0.00	0.00	45,952.00	45,952.00	45,952.00		45,952.00			
Government Equity	3010101000	0.00	0.00	0.00	36,532.15	0.00	36,532.15	36,532.15		36,532.15	36,532.15	0%	
TOTAL		1,584,735,000.00	371,247,012.89	460,961,626.13	473,403,442.63	437,042,138.91	1,742,654,220.56	1,742,658,644.12		1,742,658,644.12	157,919,220.56	10%	

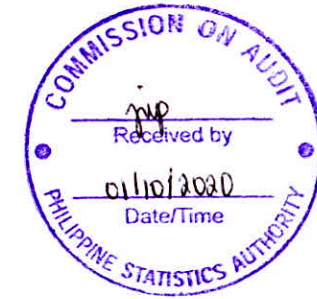
Certified Correct:

MARIA CELESTE D.L. BALANZA  
Officer-in-Charge  
Accounting Division

Approved by:

CLAIRE DENNIS S. MAPA, PH. D.  
Undersecretary  
National Statistician and Civil Registrar General

QUARTERLY REPORT OF REVENUE AND OTHER RECEIPTS  
As at the Quarter Ending December 31, 2019



Department: National Economic and Development Authority (NEDA)

Agency: Philippine Statistics Authority

Operating Unit: Central Office

Organization Code (UACS): 240080100000

Fund Cluster: 01 - Regular Agency Fund

Classification/Sources of Revenue and Other Receipts	UACS CODE	REVENUE TARGET (Annual) per BESF	Actual Revenue and Other Receipts Collections					Cumulative Remittance/Deposits to Date			Variance		Remarks
			1st Quarter Ending March 31	2nd Quarter Ending June 30	3rd Quarter Ending Sept. 30	4th Quarter Ending Dec. 31	Total	Remittance to BTr	Deposited with AGDB	Total	Amount	%	
1	2	3	4	5	6	7	8=(4+5+6+7)	9	10	11=(9+10)	12=(8-3)	13=(12/3)	14
Regular Agency Fund		1,584,735,000.00	369,747,379.37	460,142,382.82	472,267,370.11	434,606,647.30	1,736,763,779.60	1,736,763,769.60		1,736,763,769.60	152,028,779.60	10%	
Revenue Collections		1,584,735,000.00	369,747,379.37	460,142,382.82	472,267,370.11	434,606,647.30	1,736,763,779.60	1,736,763,769.60		1,736,763,769.60	152,028,779.60	10%	
Cash Receipts		1,584,735,000.00	369,747,379.37	460,142,382.82	472,267,370.11	434,606,647.30	1,736,763,779.60	1,736,763,769.60		1,736,763,769.60	152,028,779.60	10%	
Non-Tax		1,584,735,000.00	369,747,379.37	460,142,382.82	472,267,370.11	434,606,647.30	1,736,763,779.60	1,736,763,769.60		1,736,763,769.60	152,028,779.60	10%	
Registration Fees	4020102000	3,444,000.00	3,200.00	6,600.00	3,700.00	2,250.00	15,750.00	15,750.00		15,750.00	(3,428,250.00)	-100%	
Other Verification and Authentication Fees	4020111099	1,565,931,000.00	369,330,735.16	459,664,095.75	469,902,772.86	433,846,589.92	1,732,744,193.69	1,732,744,193.69		1,732,744,193.69	166,813,193.69	11%	
Income from Printing and Publication	4020215000	690,000.00	23,920.00	10,360.00	14,650.00	52,423.00	101,353.00	101,353.00		101,353.00	(588,647.00)	-85%	
Interest Income - Others	4020221099	782,000.00	0.00	0.00	0.00	0.00	0.00	0.00		0.00	(782,000.00)	-100%	
Fines and Penalties - Business Income	4020223000	0.00	56,680.57	4,630.22	11,182.92	12,601.99	85,095.70	85,095.70		85,095.70	85,095.70	0%	
Other Business Income	4020299099	13,788,000.00	332,843.64	456,696.85	2,335,064.33	692,782.39	3,817,387.21	3,817,377.21		3,817,377.21	(9,970,612.79)	-72%	
Gain on Sale of Property, Plant and Equipment	4050104000	100,000.00	0.00	0.00	0.00	0.00	0.00	0.00		0.00	(100,000.00)	-100%	
TOTAL		1,584,735,000.00	369,747,379.37	460,142,382.82	472,267,370.11	434,606,647.30	1,736,763,779.60	1,736,763,769.60		1,736,763,769.60	152,028,779.60	10%	


Certified Correct:

MARIA CELESTE D.L. BALANZA  
Officer-in-Charge  
Accounting Division

Approved by:

CLAIRE DENNIS S. MAPA, PH. D.  
Undersecretary  
National Statistician and Civil Registrar General

QUARTERLY REPORT OF REVENUE AND OTHER RECEIPTS  
As at the Quarter Ending December 31, 2019



Department: National Economic and Development Authority (NEDA)

Agency: Philippine Statistics Authority

Operating Unit: Central Office

Organization Code (UACS): 240080100000

Fund Cluster: 07 - Trust Receipts

Classification/Sources of Revenue and Other Receipts	UACS CODE	REVENUE TARGET (Annual) per BESF	Actual Revenue and Other Receipts Collections					Cumulative Remittance/Deposits to Date			Variance		Remarks
			1st Quarter Ending March 31	2nd Quarter Ending June 30	3rd Quarter Ending Sept. 30	4th Quarter Ending Dec. 31	Total	Remittance to BTr	Deposited with AGDB	Total	Amount	%	
1	2	3	4	5	6	7	8=(4+5+6+7)	9	10	11=(9+10)	12=(8-3)	13=(12/3)	14
Trust Receipts			170,000.00	120,000.00	196,000.00	6,679,769.71	7,165,769.71		7,165,769.71	7,165,769.71	7,165,769.71	0%	
Non-Revenue Collections/Other Receipts			170,000.00	120,000.00	196,000.00	6,679,769.71	7,165,769.71		7,165,769.71	7,165,769.71	7,165,769.71	0%	
Cash Receipts			170,000.00	120,000.00	196,000.00	6,679,769.71	7,165,769.71		7,165,769.71	7,165,769.71	7,165,769.71	0%	
Others			170,000.00	120,000.00	196,000.00	6,679,769.71	7,165,769.71		7,165,769.71	7,165,769.71	7,165,769.71	0%	
Trust Liabilities	2040101000		170,000.00	120,000.00	196,000.00	6,679,769.71	7,165,769.71		7,165,769.71	7,165,769.71	7,165,769.71	0%	
<b>TOTAL</b>			170,000.00	120,000.00	196,000.00	6,679,769.71	7,165,769.71		7,165,769.71	7,165,769.71	7,165,769.71	0%	

Certified Correct:

**MARIA CELESTE D.L. BALANZA**  
Officer-in-Charge  
Accounting Division

Approved by:

**CLAIRE DENNIS S. MAPA, PH. D.**  
Undersecretary  
National Statistician and Civil Registrar General