

Vol. 19 No. 22

November 2015

Occupational Safety and Health Practices in Establishments: CY 2013 (Last of a series on Industrial Relations Practices)

This LABSTAT Updates presents the results of the Occupational Safety and Health (OSH) Practices in establishments, a module in the Industrial Relations Practices of the 2013/2014 Integrated Survey on Labor and Employment (ISLE). The survey covers agricultural and non-agricultural establishments employing 20 or more workers.

Specifically, the module looks into various OSH preventive and control measures/activities implemented in work areas; policies and programs adopted; related trainings/seminars availed by employees; training agencies/organizations that conducted OSH-related trainings/seminars; and designated health and safety personnel in establishments.

The metadata and the statistical tables of the survey are posted at the PSA website.

Smoke-free workplace, top preventive and control measure implemented by establishments against work safety and health hazards

- Establishments conducted various preventive and control measures against safety and health hazards in 2013 in order to protect the workers from exposure to harm and danger in the workplace. Of the total 34,579 establishments, 3 out of every 4

establishments implemented *smoke-free workplace* (76.9%); *posted safety signage and warnings in the workplace* (76.6%); and *conducted regular inspection and maintenance of equipment* (74.9%). (Figure 1)

FIGURE 1 - Percent Share of Establishments Employing 20 or More Workers With Preventive and Control Measures/Activities Conducted, Philippines: CY 2013



Note: Details do not add up to 100.0 percent due to multiple responses.

Source of data: Philippine Statistics Authority, 2013/2014 Integrated Survey on Labor and Employment.

- Other preventive and control measures that were conducted include *maintenance of mechanical and electrical facilities* (71.4%); *workers' orientation on safety and health hazards at work* (69.9%); *emergency response preparedness activities for earthquake, fire, chemical spills, etc.* (68.9%); *periodic/annual medical exam of*

workers (68.8%); and *appointment of safety/health officers and/or first-aiders* (61.4%).

- Meanwhile, the *adoption of DOTS (Directly Observed Treatment Short Course) in management or referral of workers with tuberculosis* was the least adopted preventive measure at 22.5%.(Table 1)

Posting of safety signages or warnings implemented by almost all establishments in construction

- The construction industry reported the biggest proportion of establishments (98.3% or 1,024) that implemented *posting of safety signages and warnings* as their preventive control measure against work safety and health hazards. This was also undertaken in arts, entertainment and recreation (91.5% or 227); private human

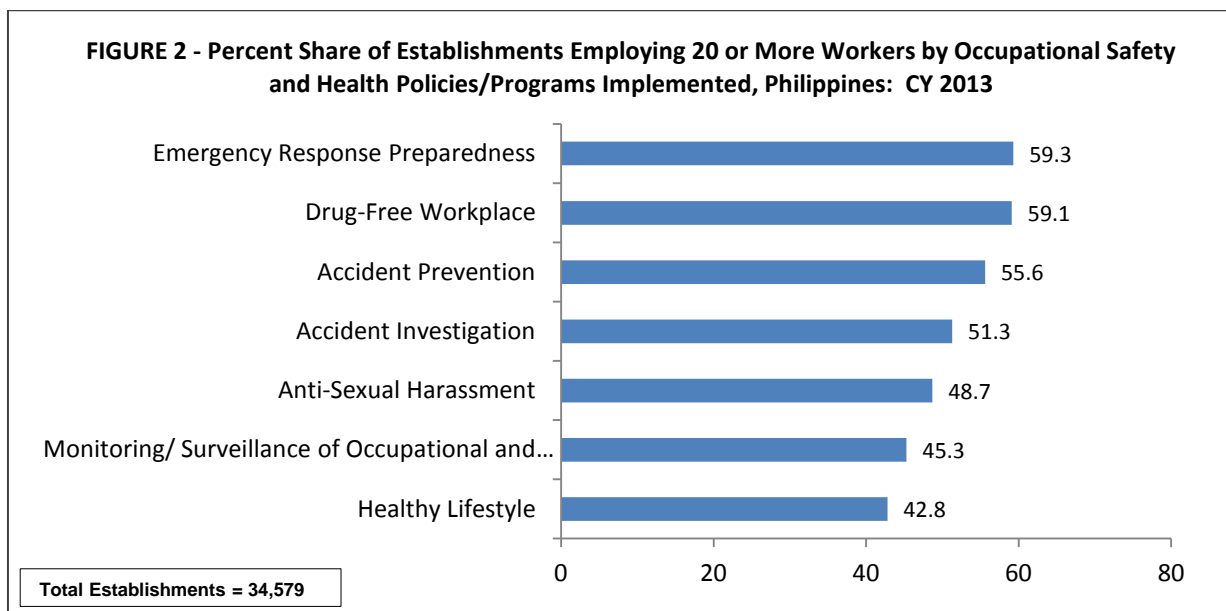
health and social work activities (91.4% or 838) and mining and quarrying (90.5% or 171). (Table 1)

- *Smoke-free workplace* on the other hand was the most common measure implemented in private human health and social work activities at 91.7% (841).

3 out of every 5 establishments had emergency response preparedness program and drug-free workplace policy

- Establishments adopted various policies and programs on OSH in 2013. Specifically, *emergency response preparedness* and *drug-free*

workplace were the most implemented OSH policies/programs, posting 59.3% and 59.1% shares, respectively. (Figure 2)



Note: Details do not add up to 100.0 percent due to multiple responses.
 Source of data: Philippine Statistics Authority, 2013/2014 Integrated Survey on Labor and Employment.

- Other OSH policies/programs commonly identified by establishments were *accident prevention* (55.6%); *accident investigation* (51.3%); *anti-sexual harassment in the workplace* (48.7%); *monitoring/surveillance of occupational and work-related injuries and illnesses* (45.3%); and *healthy lifestyle* (42.8%).

6 out of every 7 establishments in arts, entertainment and recreation industry had drug-free workplace policy

- By major industry group, widely adopted OSH policies/programs include *drug-free workplace* in arts, entertainment and recreation (85.1%); and *electricity, gas, steam and air conditioning supply* (83.4%); *accident prevention* in construction (78.9%); *anti-sexual harassment* in private human health and social work activities (77.2%); and *emergency response preparedness* in both private human health and social work activities (75.8%); and *transportation and storage* (73.0%). (Table 2)
- Specifically, *hearing conservation* was the least implemented program in 12 out of 18 industries.

Fire Safety most frequently conducted OSH-related training

- Nearly 75.0% (25,857) of the total establishments provided various occupational safety and health-related trainings/seminars to their employees in 2013. (Table 3)
- By type of training, 4 out of every 5 establishments (82.3%) availed of *Fire Safety Training*. This was followed far behind by *Emergency Preparedness* at 55.4%. (Figure 3)
- Other trainings/seminars also provided to employees include *Drug-Free Workplace Training* (32.5%); *40-Hour Basic OSH Training* (31.5%); *Smoke-Free Workplace/Tobacco Control in the*



Note: Details do not add up to 100.0 percent due to multiple responses.
 Source of data: Philippine Statistics Authority, 2013/2014 Integrated Survey on Labor and Employment.

Workplace (31.4%); 1-Day OSH Orientation (26.8%); Stress Management (24.3%); and Safety Audit/Accident Investigation (23.2%). Very few establishments had Ergonomics Training at 9.4%. (Table 3)

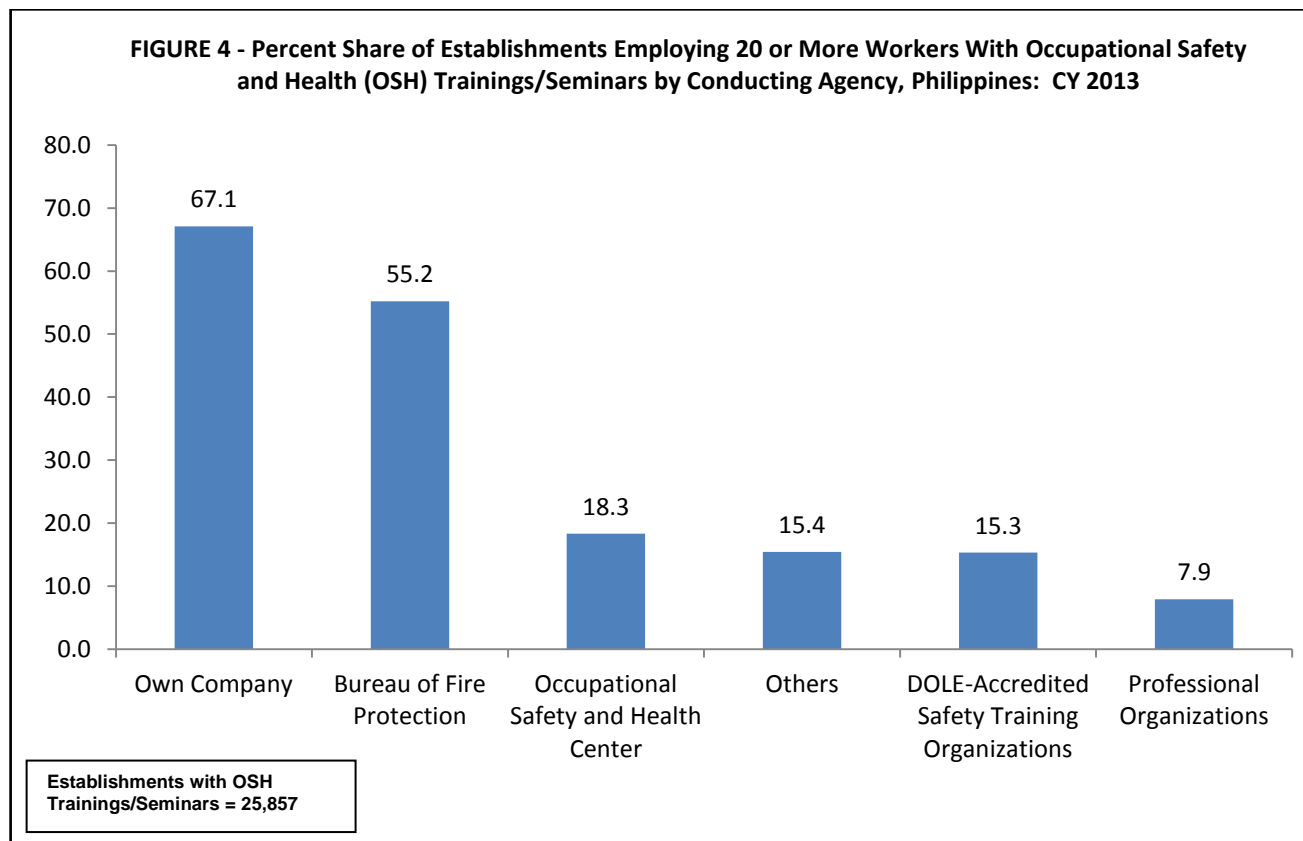
- Industry-wise, Fire Safety Training was availed by employees in

majority of the establishments in human health and social work activities (88.5%); professional, scientific and technical activities (88.3%); electricity, gas, steam and air conditioning supply (87.0%); real estate activities (86.9%); manufacturing (86.5%); and information and communication (86.1%). (Table 3)

2 out of every 3 establishments conducted OSH-related trainings/seminars to their own employees

- A little over two-thirds (67.1%) of the total establishments with OSH trainings/seminars had conducted the needed OSH trainings/seminars to their own employees. The remaining (32.9%) tapped the services of other training agencies. (Figure 4)
- Agencies primarily tapped to conduct OSH-related trainings were

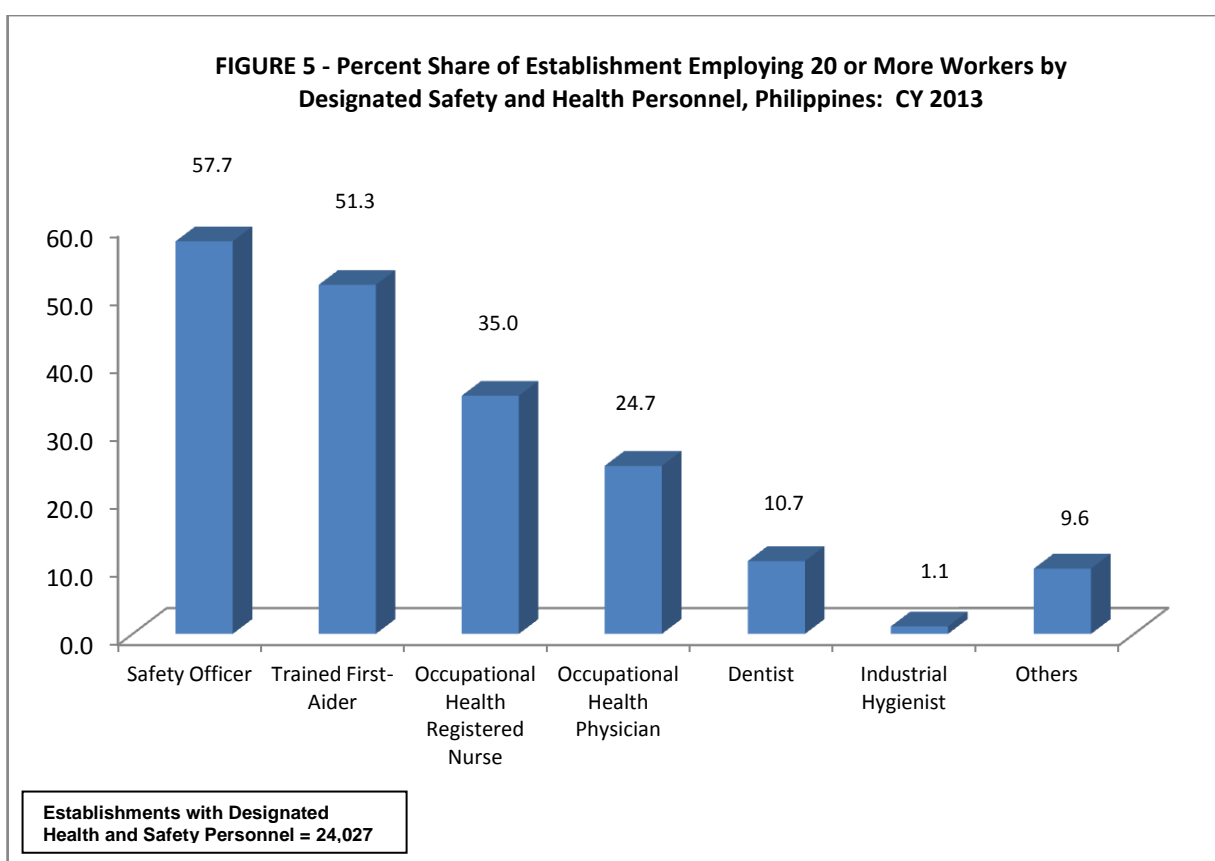
the Bureau of Fire Protection (55.2%); Occupational Safety and Health Center (18.3); DOLE Accredited Safety Training Organizations (15.3%); Professional Organizations (7.9%); Employers' Organizations (2.5%); Academe/Universities (2.0%) and Workers' Groups (0.9%). (Table 4)



Note: Details do not add up to 100.0 percent due to multiple responses.
 Source of data: Philippine Statistics Authority, 2013/2014 Integrated Survey on Labor and Employment.

7 out of every 10 establishments had designated safety and health personnel

- Of the total 34,579 establishments 69.5% (24,027) had a designated safety and health personnel to attend to the medical needs of workers in the workplace.
- Of these, a little over half of the establishments designated a safety officer (57.7%) and trained first-aiders (51.3%) while 1 out of every 3 establishments had an occupational health registered nurse (35.0%).
- Other establishments had occupational health physicians (24.7%) and dentists (10.7%) as their designated safety and health personnel.(Figure 5)



Note: Details do not add up to 100.0 percent due to multiple responses.
 Source of data: Philippine Statistics Authority, 2013/2014 Integrated Survey on Labor and Employment.

FOR INQUIRIES

Regarding this report, contact **LABOR STANDARDS AND RELATIONS STATISTICS DIVISION** at 376-1921
 Regarding other statistics, contact **KNOWLEDGE MANAGEMENT AND COMMUNICATIONS DIVISION** at 462-6600 local 834
 Or visit our website at <http://www.labstat.psa.gov.ph>

Table 1 – Number and Percent Share of Establishments Employing 20 or More Workers by Preventive and Control Measures on Safety and Health Conducted and Major Industry Group, Philippines: CY 2013

PREVENTIVE AND CONTROL MEASURES/ACTIVITIES CONDUCTED	Total Establishments	A	B	C	D	E	F	G	H	I	J	K	L	M	N	P	Q	R	S
Total Establishments	34,579	1,258	189	6,555	422	314	1,042	7,562	1,140	4,670	859	1,510	498	739	2,130	4,002	917	248	488
Smoke-free workplace	76.9	55.0	58.7	77.1	80.1	75.8	74.6	78.0	72.8	77.0	84.5	72.2	70.1	69.0	71.5	86.4	91.7	74.6	79.1
Posting of safety signages or warnings	76.6	66.0	90.5	84.3	85.1	62.4	98.3	72.9	75.4	81.8	67.4	51.6	82.3	56.8	68.3	78.8	91.4	91.5	64.3
Regular inspection and maintenance of equipment	74.9	74.1	89.9	87.7	80.6	79.0	88.9	70.6	79.8	80.9	74.4	50.1	71.1	56.0	64.0	65.7	89.4	84.3	63.9
Maintenance of mechanical and electrical facilities	71.4	79.7	82.5	82.7	80.6	77.4	86.9	64.5	70.5	79.2	64.3	43.7	73.1	43.7	55.2	71.9	90.6	83.9	47.7
Workers' orientation on safety and health hazards at work	69.9	86.8	87.8	80.2	78.7	47.5	98.2	63.3	72.5	73.6	50.6	44.8	75.9	49.8	69.7	62.9	81.7	77.0	60.9
Emergency response preparedness activities for earthquake, fire, chemical spills	68.9	48.9	73.5	67.1	74.6	50.6	68.8	65.1	65.4	69.9	75.6	63.2	60.8	51.4	72.6	87.3	85.3	77.0	51.6
Periodic/annual medical exam of workers	68.8	51.8	51.3	68.5	84.6	70.7	49.8	62.2	71.4	79.7	84.6	60.1	77.3	65.1	74.8	69.4	90.2	81.9	62.7
Appointed safety/health officers and/or first-aiders	61.4	33.9	82.0	66.5	82.0	37.3	93.1	54.2	67.6	59.7	57.9	29.2	59.8	49.1	62.9	76.3	89.2	68.1	44.3
Organized safety and health committee	59.3	40.9	74.6	65.9	85.5	32.5	82.9	54.4	61.1	62.7	44.8	38.1	56.0	44.0	54.9	64.7	86.2	60.5	41.4
Dissemination of info materials on safety and health	58.3	56.7	68.8	63.6	77.3	43.6	84.8	53.4	58.2	58.8	56.0	33.3	54.4	44.0	61.7	60.3	74.2	58.1	46.9
Perform corrective action program and audits	56.2	52.7	56.6	63.0	74.2	61.5	73.3	48.6	59.9	62.5	51.0	49.5	64.5	49.0	53.7	47.4	76.1	70.6	43.0
Use of safety manuals, labels or maintenance procedures	55.8	57.2	68.3	70.5	72.3	53.8	86.3	46.6	56.6	66.0	41.9	22.8	54.2	38.2	41.3	45.2	88.2	76.2	49.4
Training on safety and health for officers and workers	54.3	26.6	76.7	60.2	82.2	36.0	88.0	45.7	66.9	59.2	41.1	32.8	51.4	34.4	60.8	55.2	84.7	50.0	46.1
Advocacy, education and training on drug-free workplace	51.5	37.3	50.8	48.8	76.8	42.4	65.9	48.7	54.0	53.3	53.2	27.7	36.1	37.2	58.5	65.1	66.1	49.6	37.7
Regular monitoring of hazards such as chemicals, noise and heat in work areas	50.0	42.4	78.8	67.5	64.2	50.0	74.8	40.0	42.2	60.6	37.6	26.8	31.7	22.9	39.1	41.5	79.9	56.0	43.9
Provision of appropriate personal protective equipment (PPE) such as hard hat, safety shoes, safety goggles, gloves, etc.	47.2	53.5	84.1	67.8	81.3	59.2	95.9	37.4	60.9	45.0	34.0	16.3	53.8	31.1	40.3	22.9	79.0	58.9	44.5

A - Agriculture, Forestry and Fishing	F - Construction	K - Financial and Insurance Activities	Q - Human Health and Social Work Activities Except Public Health Activities
B - Mining and Quarrying	G - Wholesale and Retail Trade; Repair of Motor Vehicles and Motorcycles	L - Real Estate Activities	R - Arts, Entertainment and Recreation
C - Manufacturing	H - Transportation and Storage	M - Professional, Scientific and Technical Activities	S - Repair of Computers and Personal and Household Goods; Other Personal Service Activities
D - Electricity, Gas, Steam and Air Conditioning Supply	I - Accommodation and Food Service Activities	N - Administrative and Support Service Activities	
E - Water Supply; Sewerage, Waste Management and Remediation Activities	J - Information and Communication	P - Education Except Public Education	

Note: Details do not add up to 100.0 percent due to multiple responses.

Source of data: Philippine Statistics Authority, 2013/2014 Integrated Survey on Labor and Employment.

Table 1 – Number and Percent Share of Establishments Employing 20 or More Workers by Preventive and Control Measures on Safety and Health Implemented and Major Industry Group, Philippines: CY 2013 (Cont'd)

PREVENTIVE AND CONTROL MEASURES/ACTIVITIES CONDUCTED	Total Establishments	A	B	C	D	E	F	G	H	I	J	K	L	M	N	P	Q	R	S
Total Establishments	34,579	1,258	189	6,555	422	314	1,042	7,562	1,140	4,670	859	1,510	498	739	2,130	4,002	917	248	488
Practice proper handling of chemicals/hazardous materials (appropriate labels, handling and storage)	46.3	53.3	65.6	67.5	65.6	57.3	54.1	35.2	48.9	58.7	23.4	10.3	32.7	26.7	25.2	35.3	86.5	43.5	49.4
Random drug testing of officers and employees	45.1	24.8	34.9	49.1	71.3	54.1	55.1	44.7	56.5	56.2	51.5	19.3	40.8	37.6	58.4	24.6	50.4	64.9	52.3
Provision of work accommodation measures to support workers with tuberculosis (e.g., flexible leave/work schedule)	40.4	36.6	41.3	45.7	50.5	36.0	54.7	37.7	47.7	44.8	40.9	17.4	22.7	33.7	36.4	34.4	77.4	31.5	32.4
Submission of required reports on illness/injuries to DOLE	38.2	30.7	42.9	48.3	71.8	20.1	46.1	36.4	39.1	41.1	41.9	11.8	42.2	24.8	43.1	26.8	49.2	40.3	30.3
Installation of machine guards on moving parts/equipment	35.5	37.8	75.7	57.6	61.8	26.4	80.5	29.3	36.8	33.9	22.1	15.4	26.7	18.8	18.9	20.5	38.9	41.5	24.2
Use of Safety Data Sheet for chemicals	34.8	46.1	51.9	58.2	58.8	40.1	27.2	24.4	33.8	41.6	19.0	9.7	24.3	21.8	13.9	26.4	67.8	25.4	21.3
Hepatitis B Education in the workplace	32.4	18.8	21.7	31.2	55.7	16.9	38.8	28.5	30.9	44.6	32.0	13.8	22.3	27.1	37.1	27.9	76.4	21.4	29.7
HIV and AIDS Education in the workplace	29.4	20.0	21.7	26.3	50.0	14.6	47.9	24.3	25.6	36.4	29.5	12.0	17.5	15.8	34.6	33.8	70.4	19.4	28.1
Adoption of DOTS (Directly Observed Treatment Short Course) in management or referral of workers with tuberculosis	22.5	18.1	22.8	25.7	49.5	20.7	32.7	21.4	22.2	22.2	14.3	7.0	21.9	11.2	21.5	17.0	70.2	8.1	17.2
Others	0.7	5.1	-	0.6	-	-	0.1	0.3	0.4	0.3	0.5	0.1	-	0.7	0.4	0.1	6.2	-	-
A - Agriculture, Forestry and Fishing	F - Construction				K - Financial and Insurance Activities				Q - Human Health and Social Work Activities										
B - Mining and Quarrying	G - Wholesale and Retail Trade; Repair of Motor Vehicles and Motorcycles				L - Real Estate Activities				Except Public Health Activities										
C - Manufacturing	H - Transportation and Storage				M - Professional, Scientific and Technical Activities				R - Arts, Entertainment and Recreation										
D - Electricity, Gas, Steam and Air Conditioning Supply	I - Accommodation and Food Service Activities				N - Administrative and Support Service Activities				S - Repair of Computers and Personal and Household Goods; Other Personal Service Activities										
E - Water Supply; Sewerage, Waste Management and Remediation Activities	J - Information and Communication				P - Education Except Public Education														

Note: Details do not add up to 100.0 percent due to multiple responses.

Source of data: Philippine Statistics Authority, 2013/2014 Integrated Survey on Labor and Employment.

Table 2 – Number and Percent Share of Establishments Employing 20 or More Workers by Policies and Programs on Occupational Safety and Health Implemented by Major Industry Group, Philippines: CY 2013

OSH POLICIES AND PROGRAMS IMPLEMENTED	Total Establishments	A	B	C	D	E	F	G	H	I	J	K	L	M	N	P	Q	R	S
Total Establishments	34,579	1,258	189	6,555	422	314	1,042	7,562	1,140	4,670	859	1,510	498	739	2,130	4,002	917	248	488
Establishments with OSH Policies and Programs																			
Emergency Response Preparedness	59.3	51.7	70.9	61.5	71.8	46.8	62.0	51.2	73.0	61.2	60.5	45.7	58.6	47.2	63.1	69.1	75.8	60.1	46.5
Drug-Free Workplace	59.1	47.2	57.1	59.7	83.4	52.9	68.1	56.9	68.2	64.3	61.0	34.8	40.2	41.5	60.0	64.1	71.2	85.1	52.5
Accident Prevention	55.6	53.3	69.3	65.6	73.7	35.7	78.9	51.6	69.6	58.8	43.7	25.4	58.4	44.8	47.8	54.2	55.5	56.0	44.9
Accident Investigation	51.3	51.1	65.6	60.4	78.4	44.3	70.5	44.3	66.9	57.5	41.1	25.0	48.8	46.1	50.0	47.1	50.4	53.6	33.4
Anti-Sexual Harassment	48.7	33.5	30.2	43.9	76.1	55.4	47.7	43.6	50.5	58.7	59.5	42.4	36.5	34.8	53.6	51.4	77.2	62.1	48.2
Monitoring/ Surveillance of Occupational and Work-Related Injuries and Illnesses	45.3	33.5	67.7	56.5	72.0	38.9	67.2	40.4	54.0	48.0	38.9	29.5	46.0	34.9	41.4	32.7	67.6	63.3	26.4
Healthy Lifestyle	42.8	31.5	39.7	39.9	71.3	54.1	44.8	39.6	38.4	39.3	49.1	38.3	40.6	38.2	41.3	59.0	57.5	48.8	26.6
Tuberculosis Prevention and Control	28.6	35.3	30.7	34.9	42.9	23.6	36.7	25.0	29.4	31.1	27.0	8.3	14.9	14.2	26.0	22.7	66.7	22.2	25.2
Non-discrimination of Workers with PTB	28.2	24.4	38.6	32.0	30.8	19.7	46.1	25.3	34.2	30.4	23.1	14.7	26.5	26.8	28.5	21.3	45.3	32.3	33.8
DOLE-Approved Construction Safety and Health	26.6	23.1	26.5	34.4	38.6	16.9	67.5	23.6	28.9	28.6	26.4	3.1	30.1	22.2	19.9	19.5	31.4	31.5	17.2
Employee Assistance related to Substance Abuse	26.6	22.3	21.2	26.5	33.9	29.9	31.2	22.6	38.0	31.6	27.5	20.6	24.9	20.7	27.0	24.0	42.5	33.9	23.0
Hepatitis B Prevention and Control	25.8	15.8	18.5	27.5	40.5	13.7	37.4	22.1	26.8	34.7	25.1	9.9	26.9	20.6	26.4	20.1	53.5	18.1	29.1
Indoor Air Quality	25.3	17.5	28.0	34.7	26.8	25.2	34.2	21.5	17.2	29.0	25.6	11.3	12.0	22.3	18.7	26.6	31.6	17.7	15.2
Chemical Safety	24.9	18.7	33.9	42.3	42.7	28.3	35.6	16.2	22.5	31.3	14.6	4.9	13.9	13.9	11.0	18.2	55.0	16.1	16.4
Non-discrimination of Workers with Hepatitis B Infection	24.0	15.8	23.3	25.6	30.8	16.2	36.1	21.2	30.6	28.3	21.5	13.2	30.1	29.0	28.5	13.9	43.5	37.1	28.5
HIV and AIDS Prevention and Control	23.3	8.7	14.3	24.7	28.7	13.1	33.7	18.7	23.3	29.5	21.2	7.2	17.5	16.6	29.5	19.4	67.3	21.8	31.4
Non-discrimination of Workers with HIV Infection	22.6	15.8	18.5	25.0	25.6	10.5	34.0	19.5	26.4	27.7	19.3	12.8	24.3	28.4	24.7	12.1	48.9	37.1	27.5
Ergonomics	16.1	8.6	20.1	20.3	37.2	13.4	17.4	14.0	19.6	17.8	19.6	7.8	10.6	14.5	15.9	11.5	31.1	22.2	6.6
Hearing Conservation	13.6	5.9	28.0	18.4	35.5	8.9	21.1	12.1	12.5	13.0	10.1	7.9	7.6	11.5	12.8	9.3	26.1	12.1	11.9
Others	0.3	0.3	-	0.3	-	-	0.1	-	0.4	-	-	-	1	0.4	0.2	1.3	0.4	-	-
A - Agriculture, Forestry and Fishing	F - Construction							K - Financial and Insurance Activities							Q - Human Health and Social Work Activities Except Public Health Activities				
B - Mining and Quarrying	G - Wholesale and Retail Trade; Repair of Motor Vehicles and Motorcycles							L - Real Estate Activities							R - Arts, Entertainment and Recreation				
C - Manufacturing	H - Transportation and Storage							M - Professional, Scientific and Technical Activities							S - Repair of Computers and Personal and Household Goods; Other Personal Service Activities				
D - Electricity, Gas, Steam and Air Conditioning Supply	I - Accommodation and Food Service Activities							N - Administrative and Support Service Activities											
E - Water Supply; Sewerage, Waste Management and Remediation Activities	J - Information and Communication							P - Education Except Public Education											

*Note: Details do not add up to 100.0 percent due to multiple responses.
Source of data: Philippine Statistics Authority, 2013/2014 Integrated Survey on Labor and Employment.*

Table 3 – Number and Percent Share of Establishments Employing 20 or More Workers by Occupational Safety and Health (OSH)-Related Trainings/Seminars Availed by Employees and Major Industry Group, Philippines: CY 2013

OSH-RELATED TRAININGS/SEMINARS AVAILED BY EMPLOYEES	Total Establishments	A	B	C	D	E	F	G	H	I	J	K	L	M	N	P	Q	R	S
Total Establishments	34,579	1,258	189	6,555	422	314	1,042	7,562	1,140	4,670	859	1,510	498	739	2,130	4,002	917	248	488
Establishments with OSH Training/Seminars	74.8	60.1	82.0	79.8	98.6	53.8	88.4	67.5	80.6	79.3	80.1	55.7	72.1	62.2	80.1	79.7	79.7	87.9	57.2
Fire Safety Training	82.3	65.5	76.8	86.5	87.0	66.9	67.4	84.6	79.6	82.4	86.1	85.9	86.9	88.3	77.1	79.5	88.5	84.4	81.4
Emergency Preparedness	55.4	36.4	55.5	57.3	66.3	49.1	38.2	53.6	54.6	55.2	50.6	61.8	57.9	65.7	53.0	56.3	88.9	54.6	45.9
Drug-Free Workplace Training	32.5	37.8	24.5	31.5	38.2	27.2	38.5	29.7	36.9	36.3	30.2	26.2	27.6	23.7	30.1	36.4	28.9	34.9	28.3
40-Hour Basic Occupational Safety and Health Training	31.5	56.9	56.1	39.8	70.0	26.0	73.2	23.1	56.3	22.6	32.9	10.7	34.0	28.5	34.1	15.3	31.8	21.1	26.5
Smoke-Free Workplace/Tobacco Control in the Workplace	31.4	49.2	31.0	32.3	43.5	42.0	27.9	31.7	35.6	29.6	33.7	23.8	20.3	18.0	25.4	33.4	37.1	21.6	16.8
1-Day Occupational Safety and Health Orientation	26.8	36.8	56.8	29.7	51.9	24.9	64.7	20.6	30.1	29.0	18.1	24.1	5.8	21.7	26.9	19.1	16.3	17.0	30.5
Stress Management	24.3	17.6	19.4	19.6	34.6	30.8	19.1	22.1	21.8	24.3	34.3	26.2	30.6	19.3	25.4	33.6	27.3	25.2	26.2
Safety Audit/Accident Investigation	23.2	16.8	32.9	25.6	50.2	10.1	27.8	19.3	35.7	28.7	17.3	11.4	28.4	27.6	19.3	16.2	35.9	17.4	10.0
HIV and AIDS Prevention and Control in the Workplace	19.0	11.1	17.4	18.4	20.7	7.7	31.6	15.6	14.2	23.7	16.9	7.5	24.2	7.0	19.8	16.7	56.3	8.3	15.4
Tuberculosis Prevention and Control in the Workplace	18.6	15.9	23.9	20.6	23.3	11.8	32.6	17.9	18.2	18.9	20.1	5.2	21.4	13.0	16.8	11.7	45.1	11.9	13.3
Safe Work Procedures/Lock Out Tag Out Training	18.2	17.2	30.3	25.5	30.8	8.3	36.8	14.2	24.1	17.5	18.5	5.9	13.4	16.1	22.5	7.1	23.5	7.3	10.8
Prevention and Control of Lifestyle-Related Disease/Healthy Lifestyle	16.9	33.1	16.8	17.3	47.6	11.2	19.0	9.9	11.2	17.1	17.4	16.2	15.9	22.2	18.5	15.6	34.5	6.4	16.8
Hepatitis B Prevention and Control in the Workplace	16.8	12.3	16.1	16.5	19.2	4.7	22.6	15.9	17.0	20.9	17.3	4.6	19.5	12.2	17.4	11.2	47.3	1.4	13.3
Chemical Safety Training	16.3	17.5	29.7	29.7	23.6	18.9	22.5	8.3	14.9	20.6	9.1	1.2	7.2	10.7	8.9	4.7	41.0	6.0	17.6
Industrial Hygiene (ventilation, work environment measurement, etc.)	15.0	14.2	20.0	22.4	25.7	11.8	26.1	11.2	15.5	18.0	11.3	5.9	7.0	9.3	11.5	6.9	22.3	1.4	11.1
Family Planning and Reproductive Health	14.9	16.5	14.8	17.1	17.5	2.4	7.2	16.0	11.5	9.8	14.9	5.9	11.1	8.3	11.4	16.6	51.4	11.0	7.2
40-Hour Construction Safety Training	11.5	9.4	18.7	10.9	19.0	14.8	90.4	9.7	13.5	6.3	9.9	5.2	11.7	16.1	4.5	2.5	12.5	11.0	2.9
OSH Management System	11.4	25.0	27.7	15.2	37.7	4.7	15.5	7.3	14.2	8.6	10.0	3.9	14.5	15.9	12.1	5.2	20.7	2.3	15.4
Ergonomics Training	9.4	10.3	20.0	13.7	20.4	4.7	6.0	8.8	13.5	7.1	15.2	7.7	6.1	8.5	6.9	3.1	19.3	7.3	2.9
Others	3.3	1.6	9.0	4.8	3.6	4.7	0.4	2.2	5.1	3.9	1.1	1.7	14.5	1.3	2.3	3.5	1.6	0.5	0.7

A - Agriculture, Forestry and Fishing	F - Construction	K - Financial and Insurance Activities	Q - Human Health and Social Work Activities Except Public Health Activities
B - Mining and Quarrying	G - Wholesale and Retail Trade; Repair of Motor Vehicles and Motorcycles	L - Real Estate Activities	R - Arts, Entertainment and Recreation
C - Manufacturing	H - Transportation and Storage	M - Professional, Scientific and Technical Activities	S - Repair of Computers and Personal and Household Goods; Other Personal Service Activities
D - Electricity, Gas, Steam and Air Conditioning Supply	I - Accommodation and Food Service Activities	N - Administrative and Support Service Activities	
E - Water Supply; Sewerage, Waste Management and Remediation Activities	J - Information and Communication	P - Education Except Public Education	

Note: Details do not add up to 100.0 percent due to multiple responses.

Source of data: Philippine Statistics Authority, 2013/2014 Integrated Survey on Labor and Employment.

Table 4 – Number and Percent of Establishments Employing 20 or More Workers With Occupational Safety and Health (OSH)-Related Trainings/Seminars Availed by Employees and Conducting Agency, Philippines: CY 2013

OSH-RELATED TRAININGS/SEMINARS AVAILED BY EMPLOYEES	Number of Establishments with OSH Trainings/ Seminars	Conducting Agency								
		Occupational Safety and Health Center	Bureau of Fire Protection	Professional Organiza- tions	DOLE- Accredited Safety Training Organiza- tions	Employers' Organiza- tions	Workers' Groups	Academe/ Universities	Own Company	Others
Establishments with OSH-Related Trainings/Seminars	25,857	4,734	14,276	2,036	3,944	650	241	528	17,347	3,992
Fire Safety Training	82.4	7.2	97.6	15.4	10.5	23.4	11.6	17.0	32.5	22.7
Emergency Preparedness	55.5	11.1	31.0	30.1	12.8	24.6	6.6	50.9	50.2	29.6
Drug-Free Workplace Training	32.6	13.9	-	29.2	18.6	36.2	5.8	25.2	35.7	13.8
40-Hour Basic Occupational Safety and Health Training	31.5	73.6	-	38.9	56.9	16.6	28.2	17.0	13.9	9.8
Smoke-Free Workplace/Tobacco Control in the Workplace	31.4	10.5	-	22.2	14.0	29.4	9.5	17.8	36.1	12.4
1-Day Occupational Safety and Health Orientation	26.8	38.5	-	16.8	24.1	26.3	22.0	14.2	22.3	5.6
Stress Management	24.3	4.3	-	18.3	4.7	32.0	12.4	50.2	28.0	11.9
Safety Audit/Accident Investigation	23.2	10.2	-	19.0	15.9	18.8	2.9	8.9	26.1	4.3
HIV and AIDS Prevention and Control in the Workplace	19.0	14.3	-	25.8	16.9	23.4	22.8	14.8	16.7	11.9
Tuberculosis Prevention and Control in the Workplace	18.6	12.1	-	17.7	14.0	32.3	2.9	14.4	18.2	10.3
Safe Work Procedures/Lock-Out Tag-Out Training	18.2	9.8	-	6.8	12.3	17.7	26.1	3.6	21.0	2.0
Prevention and Control of Lifestyle-Related Disease/Healthy Lifestyle	16.9	6.7	-	16.4	3.4	13.5	11.2	20.6	17.9	10.3
Hepatitis B Prevention and Control in the Workplace	16.8	11.2	-	20.7	11.7	27.8	5.4	13.4	16.9	7.0
Chemical Safety Training	16.3	8.9	1.5	23.7	11.4	17.7	7.9	7.2	15.4	11.4
Industrial Hygiene (e.g., ventilation, work environment measurement, etc.)	15.0	10.9	-	15.4	9.3	7.1	10.8	6.1	15.7	3.6
Family Planning and Reproductive Health	14.9	9.6	-	24.5	8.0	24.9	16.6	21.4	13.3	10.0
40-Hour Construction Safety Training	11.5	20.4	-	6.8	24.6	5.7	0.4	1.5	5.5	3.9
OSH Management System	11.4	18.7	-	20.4	15.2	8.8	2.9	6.3	7.9	2.7
Ergonomics Training	9.4	5.3	-	15.6	9.7	6.0	12.4	6.3	9.1	2.4
Others	3.3	0.1	-	3.5	1.4	0.9	0.4	1.5	1.1	12.7

Note: Details do not add up to 100.0 percent due to multiple responses.

Source of data: Philippine Statistics Authority, 2013/2014 Integrated Survey on Labor and Employment.