



REPUBLIC OF THE PHILIPPINES
PHILIPPINE STATISTICS AUTHORITY



Performance of the Philippine Economy

Second Quarter 2021

Dennis S. Mapa, Ph.D.
Undersecretary

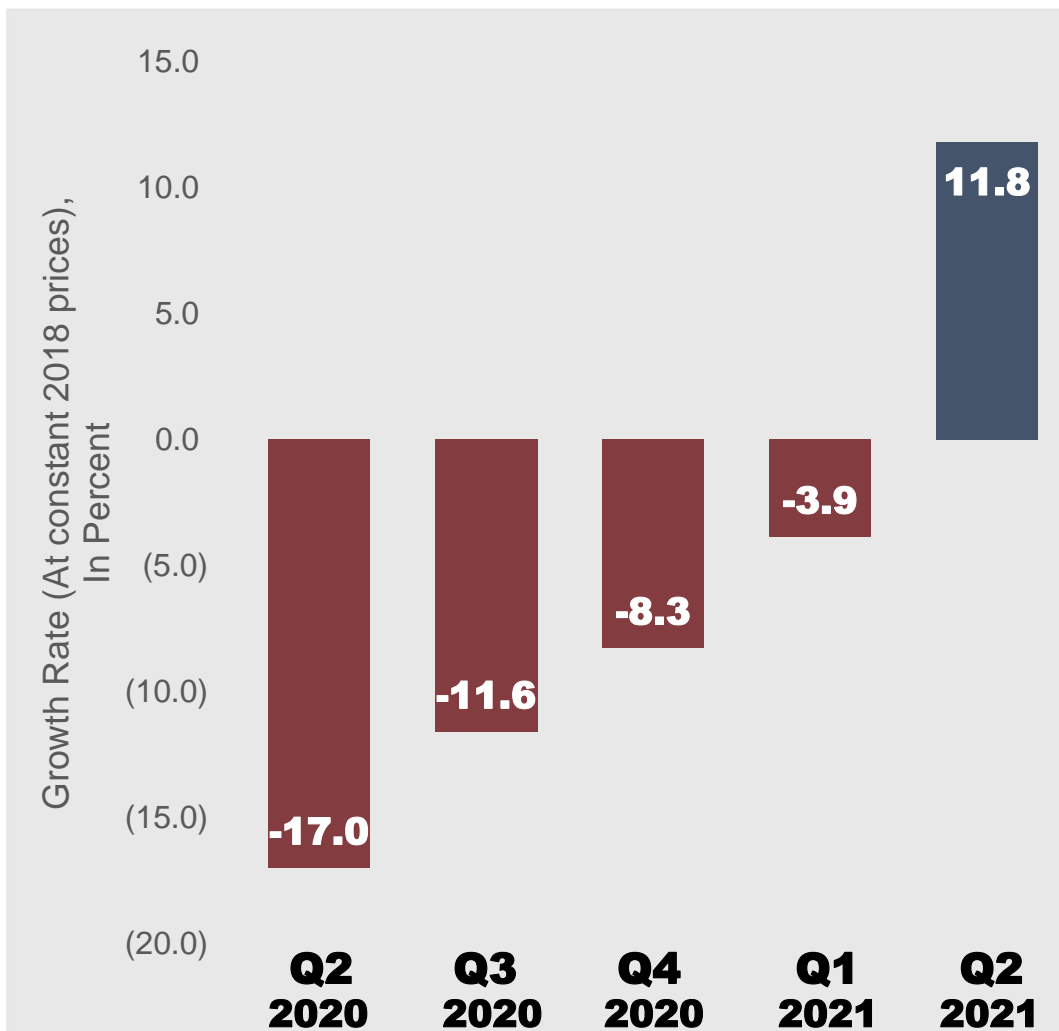
National Statistician and Civil Registrar General

10 August 2021

Economic Performance

(Year-on-Year Growth Rates*, In Percent)

* At Constant 2018 Prices

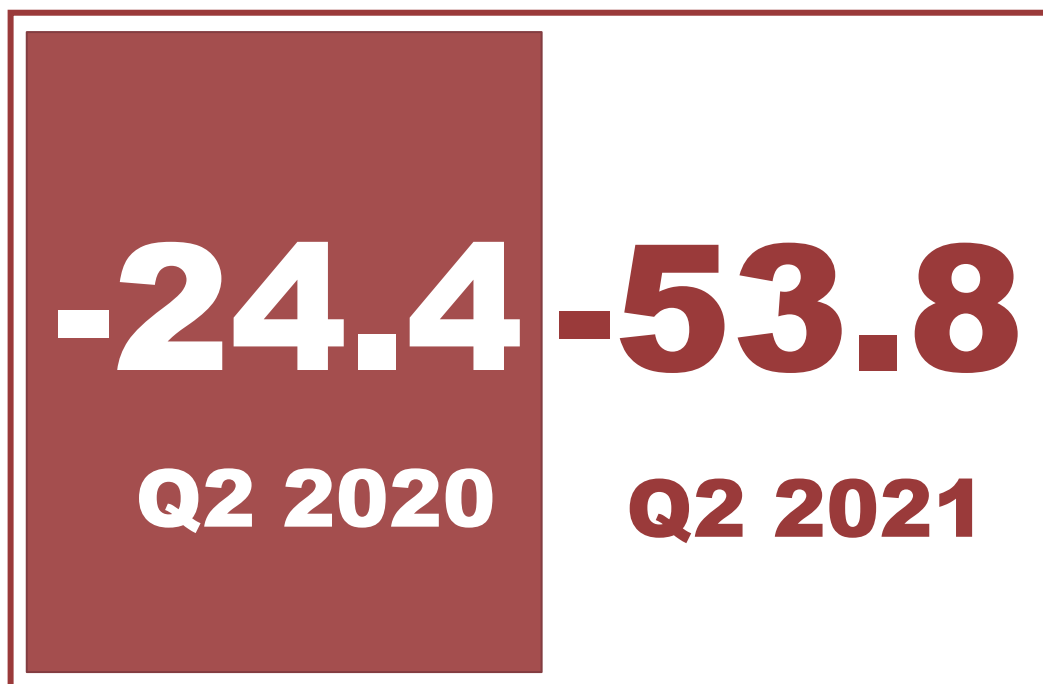


**Gross Domestic Product
(GDP)**

Economic Performance

(Year-on-Year Growth Rates*, In Percent)

* At Constant 2018 Prices



Net Primary Income
(NPI)



Gross National Income
(GNI)

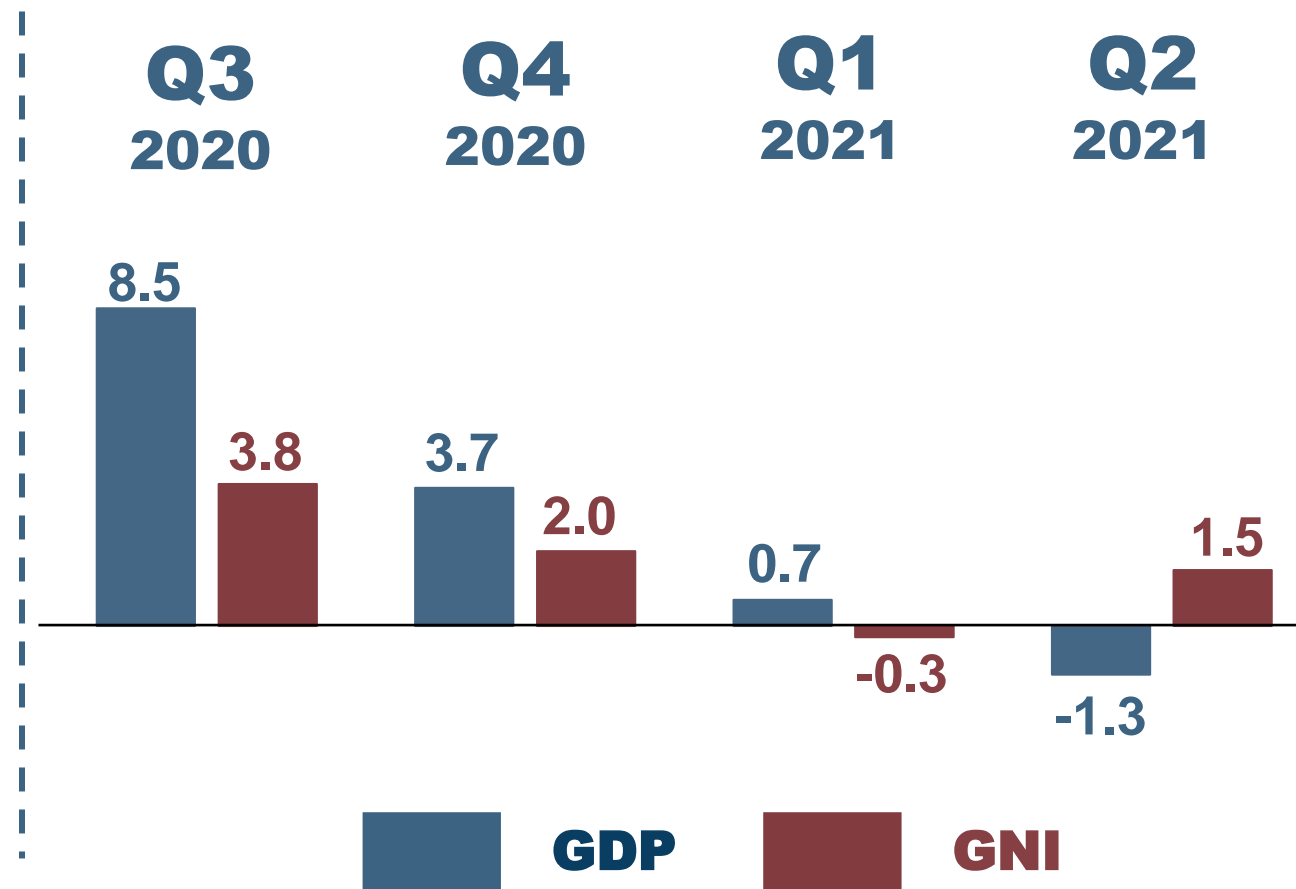
Seasonal Adjustment

(Quarter-on-Quarter Growth Rates*, In Percent)

* At Constant 2018 Prices



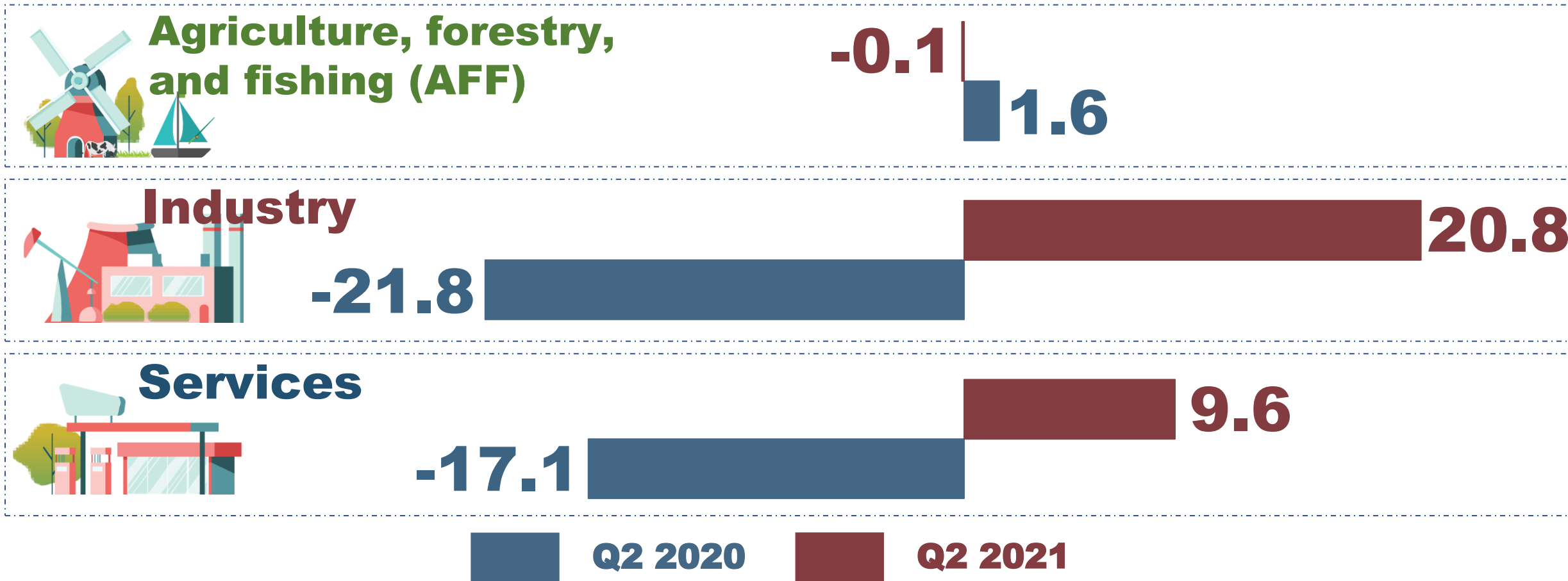
Second Quarter
2021



Major Industries

(Year-on-Year Growth Rates*, In Percent)

* At Constant 2018 Prices



Seasonal Adjustment

(Quarter-on-Quarter Growth Rates*, In Percent)

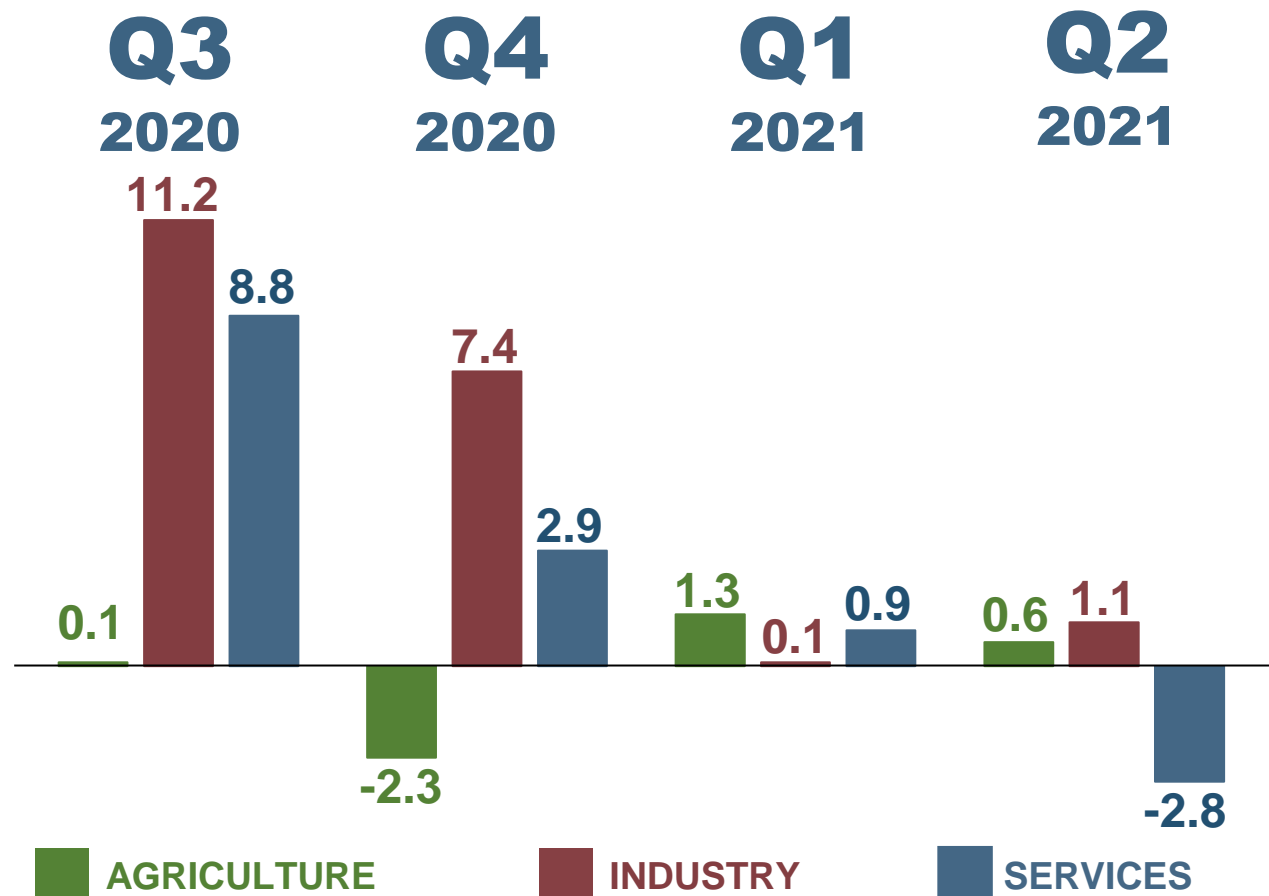
* At Constant 2018 Prices

Second Quarter 2021

0.6
AFF

1.1
Industry

-2.8
Services



Per Capita GDP, GNI, HFCE

(Year-on-Year Growth Rates, In Percent)

| Second Quarter | 2020 | 2021 |
|-----------------|--------------|-------------|
| Per Capita GDP | -18.1 | 10.3 |
| Per Capita GNI | -18.8 | 5.2 |
| Per Capita HFCE | -16.5 | 5.8 |



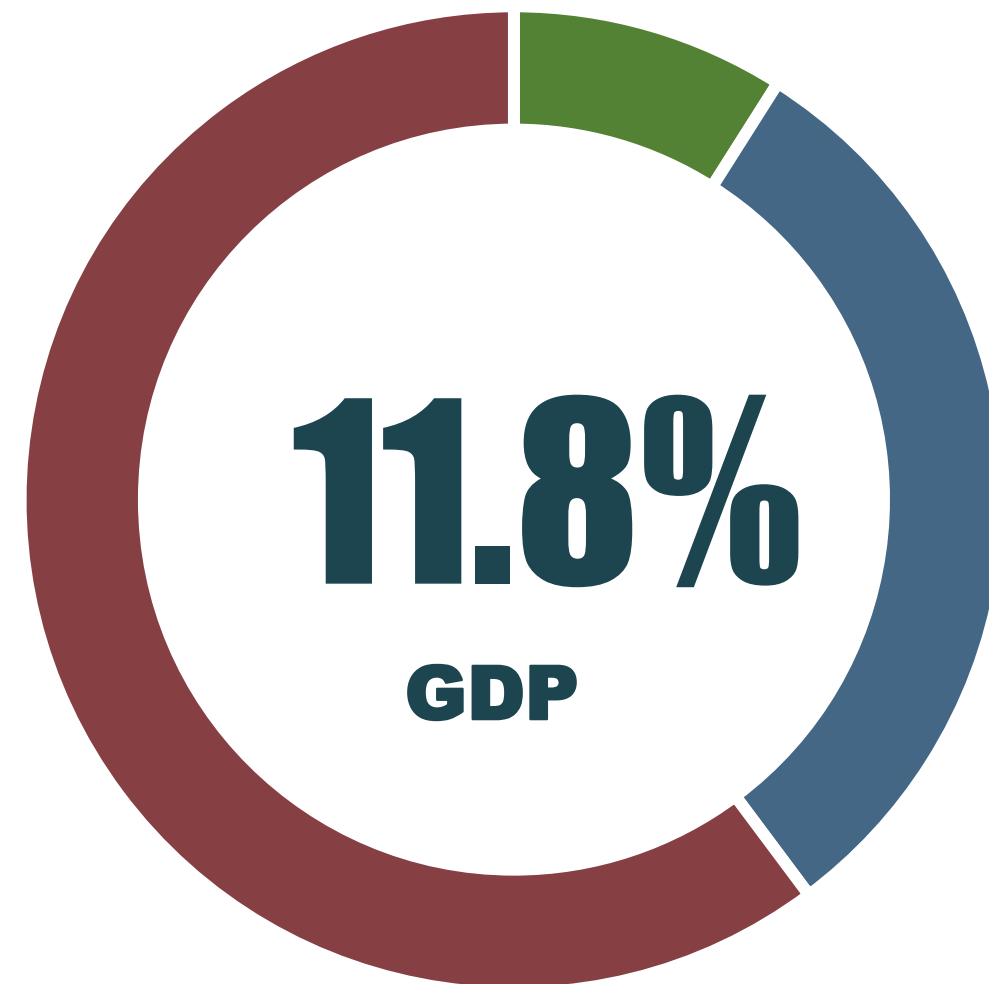
Contribution to GDP Growth (In Percentage Point)



-0.01
AFF

5.93
Industry

5.89
Services



Second Quarter 2021



GDP by Industry

(Year-on-year Growth Rates, in percent, at Constant 2018 Prices)

-0.1



AGRICULTURE,
FORESTY, AND
FISHING

ACCOMMODATION
AND FOOD SERVICE
ACTIVITIES



53.4

OTHER
SERVICES



39.4

CONSTRUCTION



25.7

Second Quarter 2021

GDP by Industry

(Contribution to Growth, In Percentage Point)

* At Constant 2018 Prices

Second Quarter 2021

Top Contributors to Growth



Manufacturing

3.9



Construction

1.7



Wholesale and retail trade; repair of motor vehicles and motorcycles

1.0

Top Contributors to Decline



Agriculture, forestry, and fishing

-0.01



GDP by Expenditure

(Year-on-year Growth Rates, in percent, at Constant 2018 Prices)



Second Quarter 2021

Expenditure

(Contribution to Growth, In Percentage Point)

* At Constant 2018 Prices

Second Quarter 2021

Top Contributors to Growth



Household final consumption expenditure

5.1



Construction

4.7



Durable equipment

2.9

Top Contributors to Decline




Net exports of goods and services

-4.9



Government final consumption expenditure

-1.0



Breeding stocks and orchard development

-0.1

Thank You!



<http://www.psa.gov.ph>



<http://openstat.psa.gov.ph>



<https://twitter.com/PSAgovph>



<https://www.facebook.com/PhilippineStatisticsAuthority>



JOINT STATEMENT OF THE DUTERTE ADMINISTRATION'S ECONOMIC MANAGERS ON THE Q2 2021 PERFORMANCE OF THE PHILIPPINE ECONOMY

Download the materials through this link:

<http://www.psa.gov.ph/nap-press-release>

Or by scanning the QR code below:

