



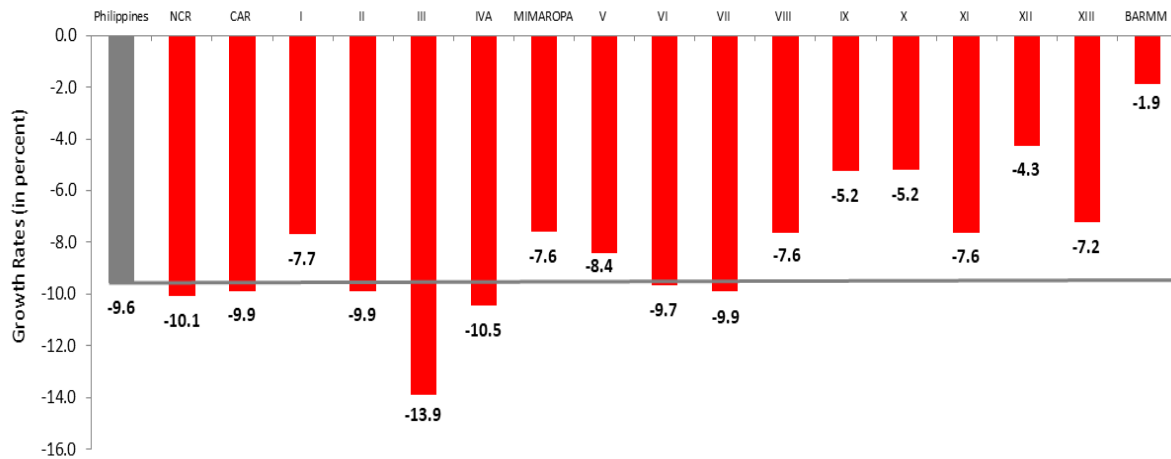
# PRESS RELEASE

## All Economies of the 17 Regions Decline in 2020; BARMM Posted the Smallest Decline of -1.9 Percent

Date of Release: 29 April 2021, 10:00AM  
 Reference No. 2021-167

All regions posted declines in economic performance in 2020, with smallest drop posted by Bangsamoro Autonomous Region in Muslim Mindanao (BARMM) at -1.9 percent. This was followed by SOCCSKSARGEN at -4.3 percent and Northern Mindanao and Zamboanga Peninsula both at -5.2 percent.

Figure 1: Performance of Regional Economies, Growth Rates, 2019-2020  
 At Constant 2018 Prices (in Percent)



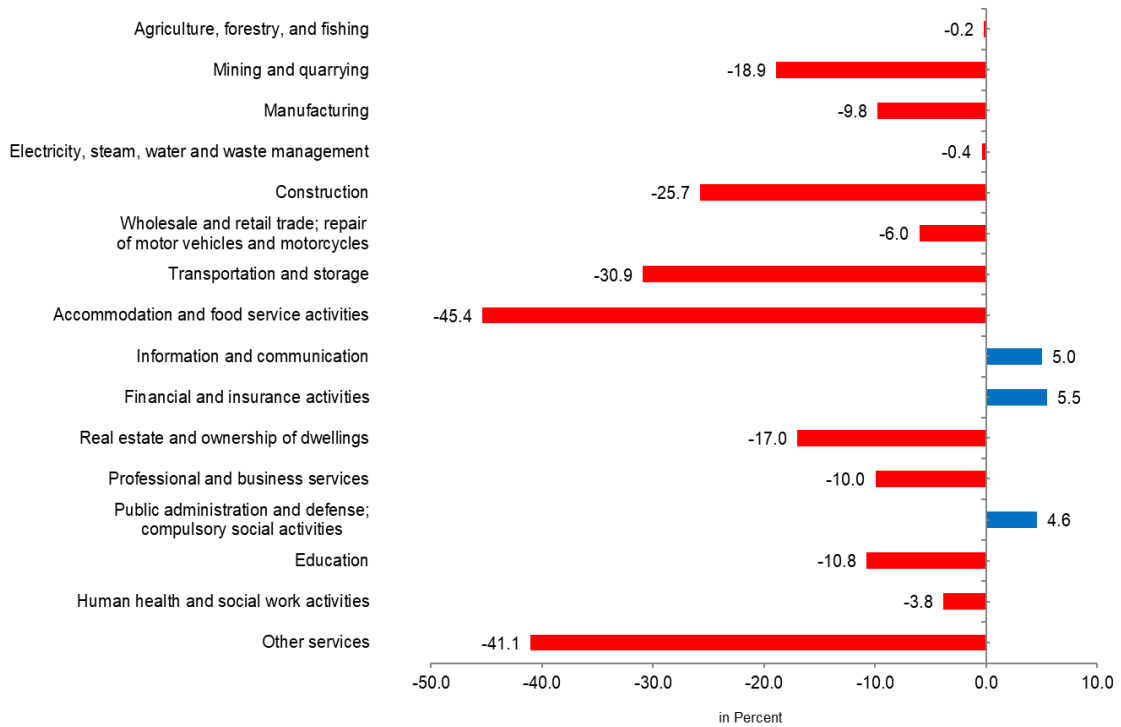
Region Code	Region Name	Region Code	Region Name	Region Code	Region Name
NCR -	National Capital Region	MIMAROPA -	MIMAROPA Region	X -	Northern Mindanao
CAR -	Cordillera Administrative Region	V -	Bicol Region	XI -	Davao Region
I -	Ilocos Region	VI -	Western Visayas	XII -	SOCCSKSARGEN
II -	Cagayan Valley	VII -	Central Visayas	XIII -	Caraga
III -	Central Luzon	VIII -	Eastern Visayas	BARMM -	Bangsamoro Autonomous Region in Muslim Mindanao
IVA -	CALABARZON	IX -	Zamboanga Peninsula		

At the national level, Gross Domestic Product (GDP) was registered at -9.6 percent in 2020. Industries with positive growth rates were: Financial and Insurance Activities at 5.5 percent; Information and Communication at 5.0 percent; and Public administration and defense; compulsory social activities at 4.6 percent. On the other hand, main contributors that pulled down the national growth rate were: Construction at -25.7 percent; Manufacturing at -9.8 percent; Transport and Storage at -30.9 percent; Real Estate and Ownership of Dwellings at -17.0 percent; and Wholesale and retail trade; repair of motor vehicles and motorcycles at -6.0 percent.



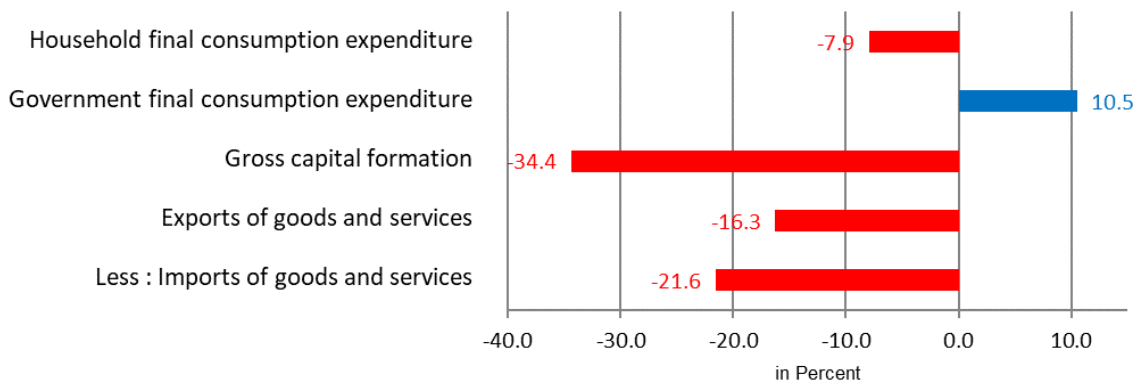
*COG*

Figure 2: GDP by Industry, Growth Rates, 2019 – 2020  
At Constant 2018 Prices (in Percent)



On the expenditure side at the national level, only the Government Final Consumption Expenditure posted positive growth of 10.5 percent, while the Gross Capital Formation posted the highest decline of -34.4 percent.

Figure 3: GDP by Expenditure Item, Growth Rates, 2019 – 2020  
At Constant 2018 Prices (in Percent)



*COF*

In terms of regional performance for **Services** in 2020, the National Capital Region (NCR) registered the biggest share of 42.6 percent, followed by CALABARZON and Central Luzon at 10.7 percent and 8.2 percent, respectively.

Figure 4: Share of Regional Economies to Services At Constant 2018 Prices: 2020 (in Percent)

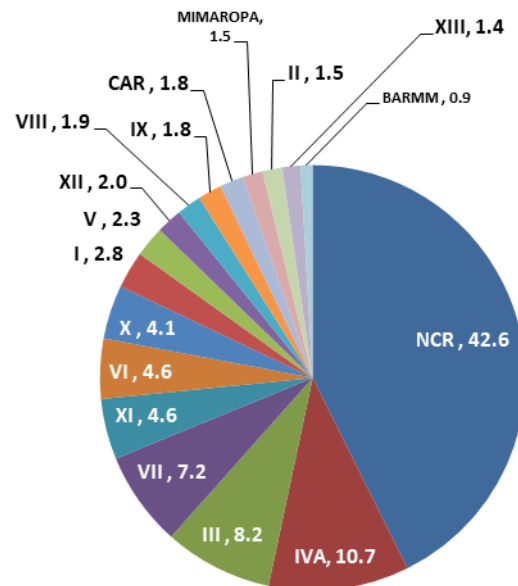
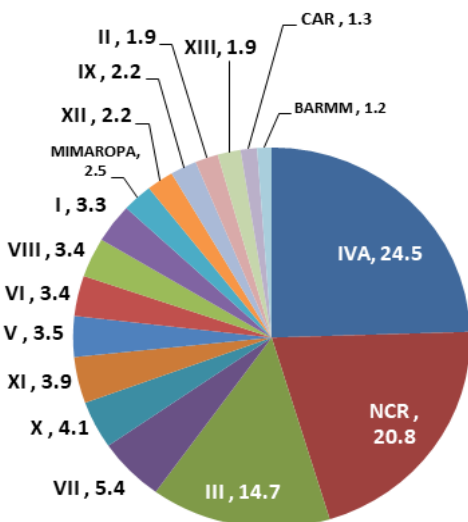
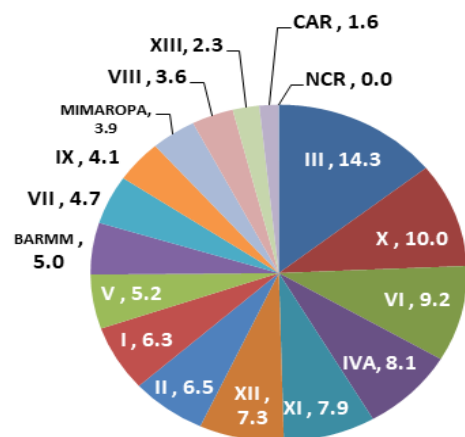


Figure 5: Share of Regional Economies to Industry At Constant 2018 Prices : 2020 (in Percent)



On the share of each region to the whole **Industry**, CALABARZON constituted the largest share at 24.5 percent, trailed by NCR, 20.8 percent, and Central Luzon, 14.7 percent.

Figure 6: Share of Regional Economies to AFF At Constant 2018 Prices : 2020 (in Percent)



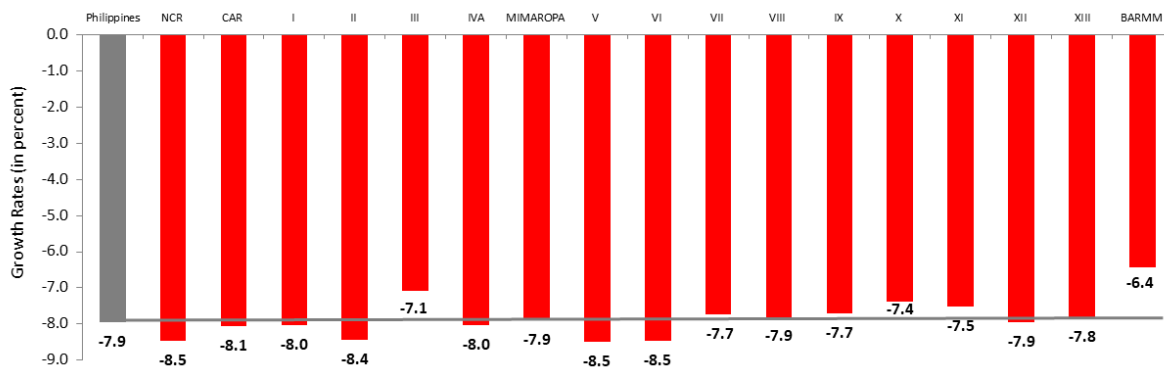
For **Agriculture, Forestry and Fishing (AFF)**, Central Luzon topped the share at 14.3 percent, followed by Northern Mindanao at 10.0 percent, and Western Visayas at 9.2 percent.

Region Code	Region Name	Region Code	Region Name	Region Code	Region Name
NCR -	National Capital Region	MIMAROPA -	MIMAROPA Region	X -	Northern Mindanao
CAR -	Cordillera Administrative Region	V -	Bicol Region	XI -	Davao Region
I -	Ilocos Region	VI -	Western Visayas	XII -	SOCCSKSARGEN
II -	Cagayan Valley	VII -	Central Visayas	XIII -	Caraga
III -	Central Luzon	VIII -	Eastern Visayas	BARMM -	Bangsamoro Autonomous Region in Muslim Mindanao
IVA -	CALABARZON	IX -	Zamboanga Peninsula		

*COF*

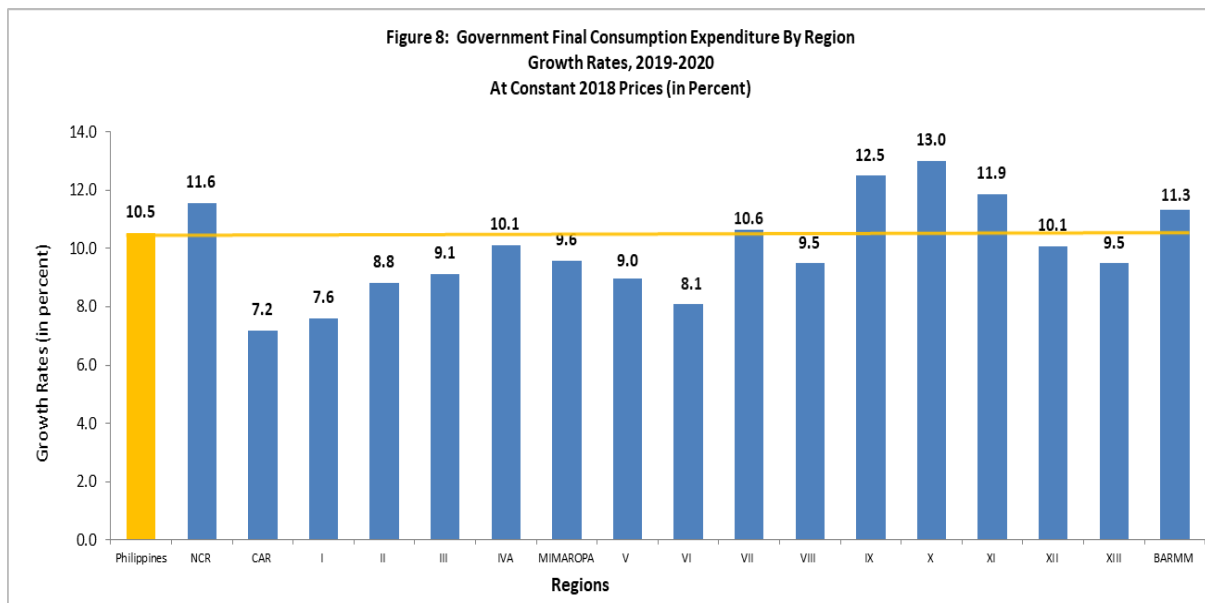
Household spending in 2020 recorded the smallest decline in BARMM at -6.4 percent. Other regions also posted declines.

Figure 7: Household Final Consumption Expenditure By Region  
Growth Rates, 2019-2020  
At Constant 2018 Prices (in Percent)



On **government spending**, all regions posted positive growth in 2020. Northern Mindanao topped among the regions at 13.0 percent, followed by Zamboanga Peninsula at 12.5 percent, Davao Region at 11.9 percent, NCR at 11.6 percent, BARMM at 11.3 percent, and Central Visayas at 10.6 percent.

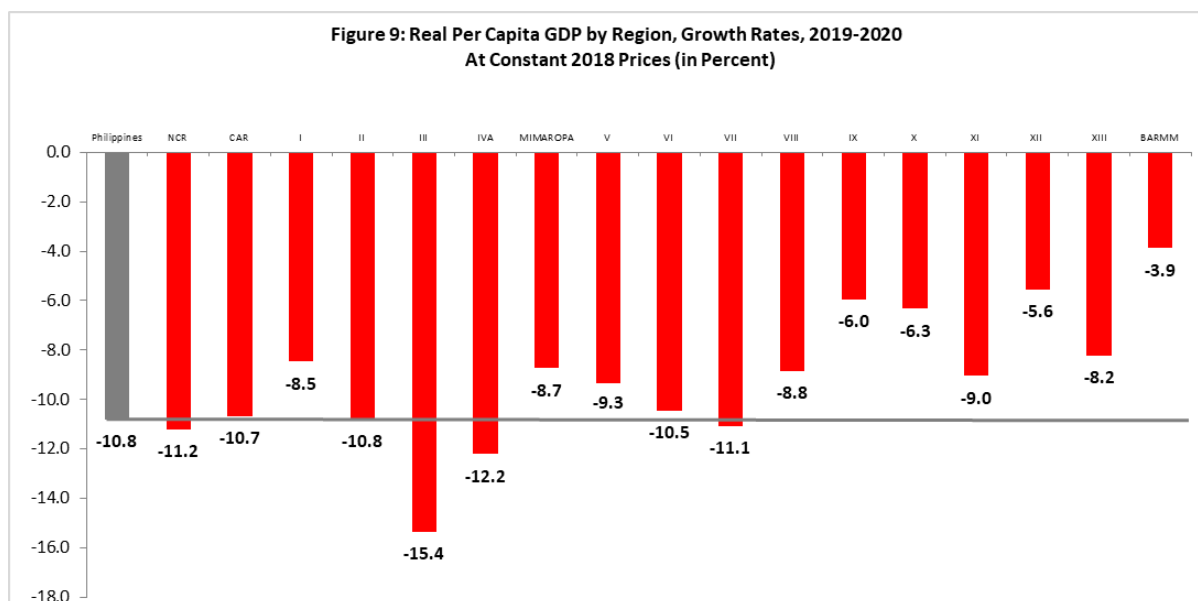
Figure 8: Government Final Consumption Expenditure By Region  
Growth Rates, 2019-2020  
At Constant 2018 Prices (in Percent)



Region Code	Region Name	Region Code	Region Name	Region Code	Region Name
NCR -	National Capital Region	MIMAROPA -	MIMAROPA Region	X -	Northern Mindanao
CAR -	Cordillera Administrative Region	V -	Bicol Region	XI -	Davao Region
I -	Ilocos Region	VI -	Western Visayas	XII -	SOCCSKSARGEN
II -	Cagayan Valley	VII -	Central Visayas	XIII -	Caraga
III -	Central Luzon	VIII -	Eastern Visayas	BARMM -	Bangsamoro Autonomous Region in Muslim Mindanao
IVA -	CALABARZON	IX -	Zamboanga Peninsula		

*COF*

**Real per capita GDP** in 2020 was registered at -10.8 percent. All regions also posted negative rates. BARMM had the smallest decline among the regions at -3.9 percent, followed by Caraga at -5.6 percent and Zamboanga Peninsula at -6.0 percent.



The 2020 Regional Accounts of the Philippines (RAP) is consistent with the revised annual estimates released in 08 April 2021.

The release of the 2020 RAP covers the release of the longer RAP series starting year 2000. Complete time series tables, charts, and data visuals on the RAP can be accessed at [www.psa.gov.ph/regional-accounts](http://www.psa.gov.ph/regional-accounts).

**DENNIS S. MAPA, Ph.D.**  
Undersecretary  
National Statistician and Civil Registrar General

VRI/FSP/MCP/MLVM

Region Code	Region Name	Region Code	Region Name	Region Code	Region Name
NCR -	National Capital Region	MIMAROPA -	MIMAROPA Region	X -	Northern Mindanao
CAR -	Cordillera Administrative Region	V -	Bicol Region	XI -	Davao Region
I -	Ilocos Region	VI -	Western Visayas	XII -	SOCCKSARGEN
II -	Cagayan Valley	VII -	Central Visayas	XIII -	Caraga
III -	Central Luzon	VIII -	Eastern Visayas	BARMM -	Bangsamoro Autonomous Region in Muslim Mindanao
IVA -	CALABARZON	IX -	Zamboanga Peninsula		