

2017 Survey on Overseas Filipinos



2.34M
OFWs

The number of Overseas Filipino Workers (OFWs) who worked abroad at anytime during the period April to September 2017 was estimated at 2.3 million. Of these total OFW, those with existing work contract comprised 97.0 percent and the rest worked overseas without contract

2.27M
OCWs

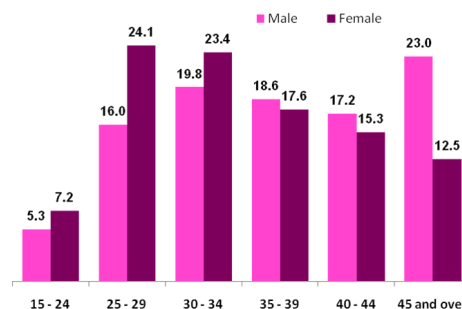
53.7%



46.3%
MALE

More females than males among the OFWs, with the former comprising 53.7 percent of the total OFWs.

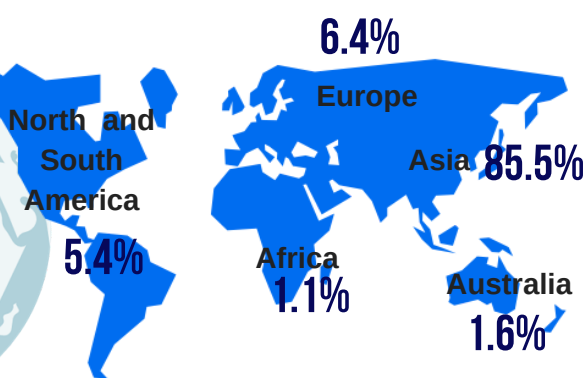
AGE GROUP



The female OFWs were generally younger than the male OFWs.



TOP DESTINATIONS OF OFWS



Middle east countries in the Asian continent continued to be the leading destination of OFWs.

- Saudi Arabia 25.4%**
- United Arab Emirates 15.3%**
- Kuwait 6.7%**
- Qatar 5.5%**

Major Occupation Group

Top 3 major occupation groups of OFWs...



37.6%

Elementary occupations

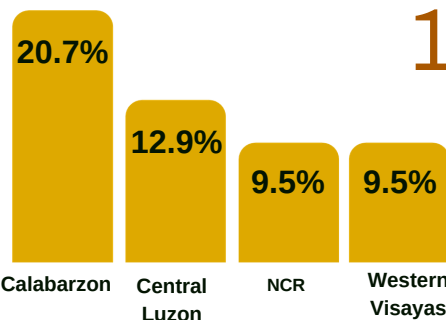
18.0%

Service and sales workers

13.7%

Plant and machine operators and assemblers

Largest proportion of OFWs...



1.1M **1.3M**

More than half of the female OFWs were in elementary occupations (59.0%). Among male OFWs, the largest group were plant and machine operators and assemblers (26.9%) and craft and related trade workers (22.1%).

Total Remittance (April - September 2017)

P205.2
BILLION
Total Remittance



P97
THOUSAND
Average Remittance

Cash Sent Home

P146.8M



62.8%

Majority of OFWs sent their remittance through banks

