

2018 Survey on Overseas Filipinos



2.30M
OFWs

The number of Overseas Filipino Workers (OFWs) who worked abroad at anytime during the period April to September 2018 was estimated at 2.30 million.

2.21M
OCWs

Of these total OFW, those with existing work contract comprised 96.2 percent and the rest worked overseas without contract.

55.8%

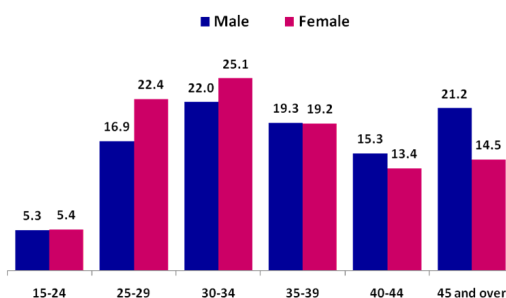


44.2%

MALE

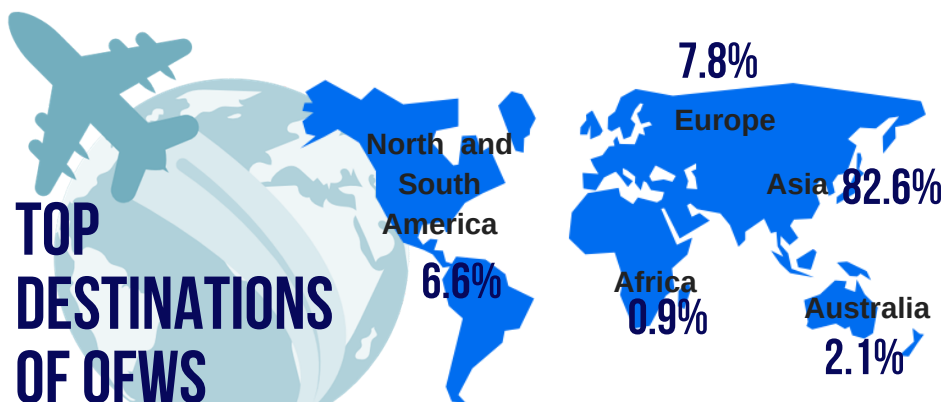
More females than males among the OFWs, with the former comprising 55.8 percent of the total OFWs.

AGE GROUP



The female OFWs were generally younger than the male OFWs.

TOP DESTINATIONS OF OFWS



Middle east countries in the Asian continent continued to be the leading destination of OFWs.

- Saudi Arabia 24.3%**
- United Arab Emirates 15.7%**
- Hong Kong 6.3%**
- Kuwait 5.7%**

Major Occupation Group

Top 3 major occupation groups of OFWs...



37.1% Elementary occupations

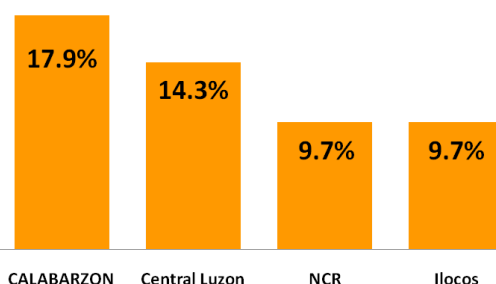


18.8% Service and sales workers



13.8% Plant and machine operators and assemblers

Largest proportion of OFWs...



1.0M **1.3M**

More than half of the female OFWs were in elementary occupations (58.7%). Among the male OFWs, the largest groups were plant and machine operators and assemblers workers (27.8%).

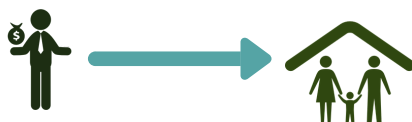
Total Remittance (April - September 2018)

P236
BILLION
Total
Remittance



Cash Sent Home

P169M



P111
THOUSAND
Average Cash
Remittance

52.8%

Majority of OFWs sent their remittance through banks

