

VITAL STATISTICS 2020

JANUARY - MARCH

305,831
LIVE BIRTHS

85,836
MARRIAGES

141,920
DEATHS

109 MALES
for every
100 FEMALES

159,672 MALES
146,159 FEMALES

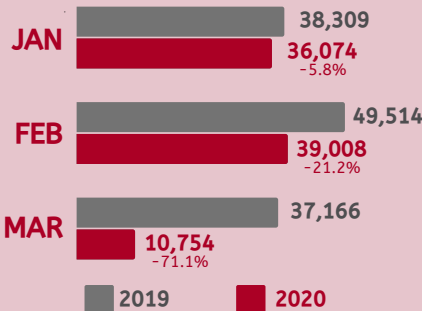
134 MALES
for every
100 FEMALES

81,173 MALES
60,747 FEMALES

TOP 5 PROVINCES
Most Number of Births

Cavite	4.0%	(12,360)
Bulacan	3.1%	(9,441)
Pangasinan	3.1%	(9,372)
Laguna	3.1%	(9,330)
Rizal	2.9%	(9,009)

Number of Marriages by Month



TOP 5 PROVINCES
Most Number of Deaths

Cavite	3.8%	(5,408)
Pangasinan	3.6%	(5,117)
Cebu	3.3%	(4,694)
Bulacan	3.3%	(4,681)
Laguna	3.2%	(4,561)

TOP 5 PROVINCES
Most Number of Marriages

Pangasinan	5.2%	(4,440)
Cavite	4.1%	(3,491)
Batangas	3.6%	(3,115)
Bulacan	3.3%	(2,857)
Negros Occidental	3.1%	(2,664)

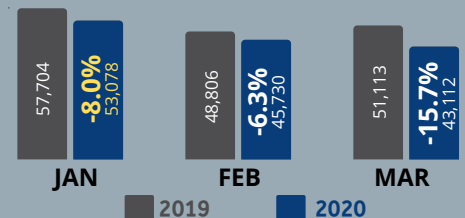
TOP 5 CITIES
Most Number of Deaths

Quezon City	2.7%	(3,847)
City of Manila	2.1%	(2,936)
City of Davao	1.9%	(2,634)
City of Caloocan	1.6%	(2,279)
City of Cebu	1.1%	(1,630)


TOP 5 CITIES
Most Number of Marriages

Quezon City	4.1%	(3,483)
City of Manila	2.0%	(1,725)
City of Davao	1.2%	(1,018)
City of Dasmariñas	1.0%	(883)
City of Cagayan de Oro	0.9%	(775)

Number of Registered Deaths by Month

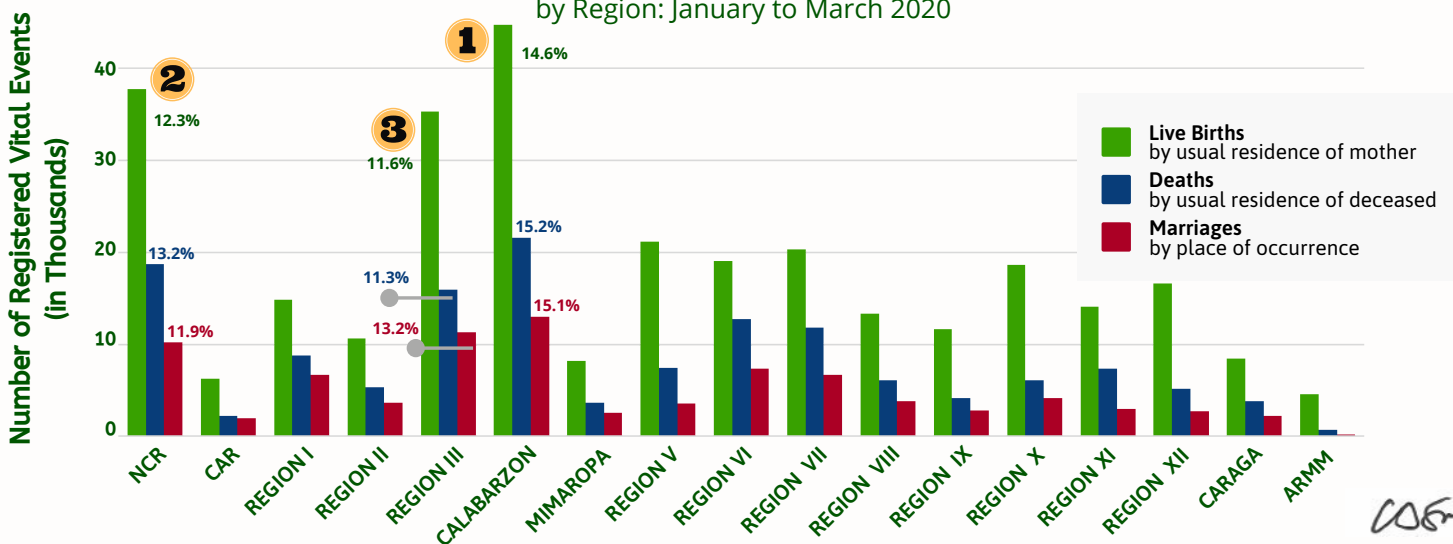


Number of Registered Births by Month



Number of Registered Vital Events

by Region: January to March 2020



Source: Philippine Statistics Authority, Civil Registration Service, Vital Statistics Division

Icons made by Freepik from www.flaticon.com

Notes:

- Figures are not adjusted for under-registration.
- The data presented herein are registered events that occurred from January to March 2020, with data files received by PSA-CRS until July 2020.
- Counts on Births include babies born in the Philippines whose mother's usual residence is in a foreign country.
- Counts on Deaths include individuals who died in the Philippines whose usual residence is in a foreign country.