

APPROVED FOREIGN INVESTMENTS

Fourth Quarter 2020

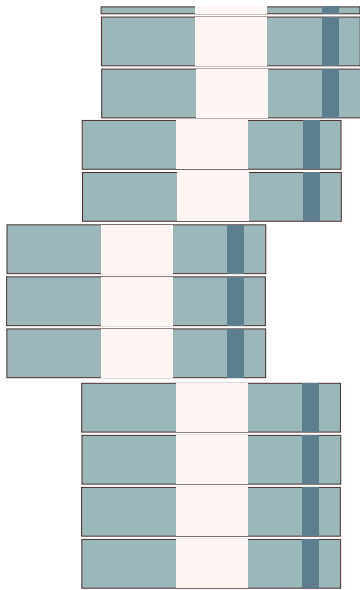
as of February 2021



MAS04-IG-01-24022021

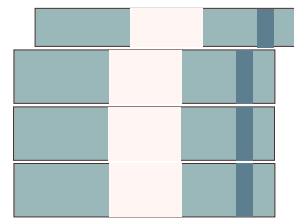
TOTAL APPROVED FOREIGN INVESTMENTS FOR THE FOURTH QUARTER: 2019 AND 2020

PhP 112.1 billion



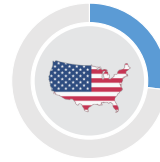
4th Quarter 2019

PhP 36.5 billion



4th Quarter 2020

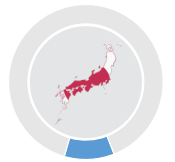
TOP 3 COUNTRIES WITH HIGHEST APPROVED FOREIGN INVESTMENTS



USA **36.7%**



TAIWAN **12.1%**



JAPAN **11.7%**

PROJECTED EMPLOYMENT FROM APPROVED PROJECTS WITH FOREIGN INTEREST



24,239 Jobs

68.4%

of the total employment from total approved investments

TOP 3 REGIONS TO RECEIVE THE HIGHEST SHARE OF APPROVED FOREIGN INVESTMENTS

62.4%

Share

PhP 22.8 billion
CALABARZON

18.3%

Share

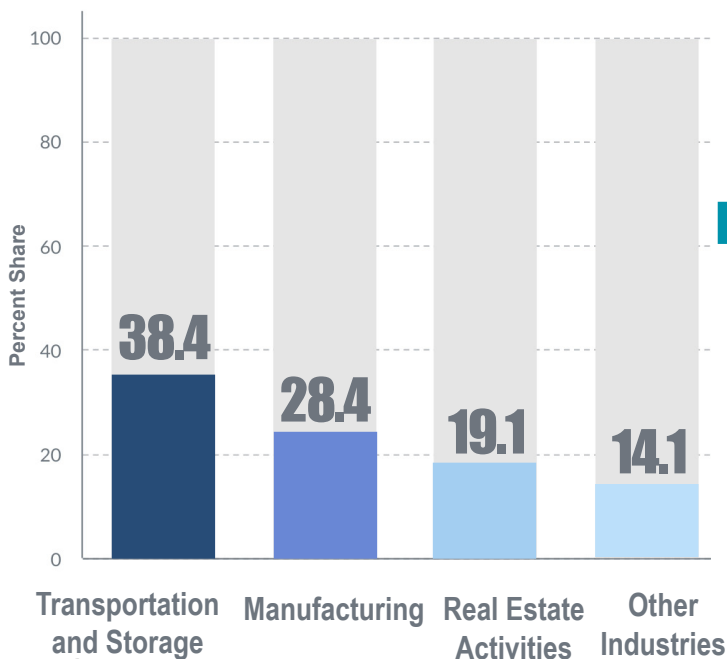
PhP 6.7 billion
CENTRAL LUZON

14.1%

Share

PhP 5.2 billion
NATIONAL CAPITAL REGION

INDUSTRIES TO RECEIVE THE HIGHEST SHARE OF APPROVED FOREIGN INVESTMENTS



Details may not add up to 100% due to rounding
Graphic vector designs are sourced from: flaticon.com