




APPROVED FOREIGN INVESTMENTS FOR THE SECOND QUARTER: 2021 and 2022

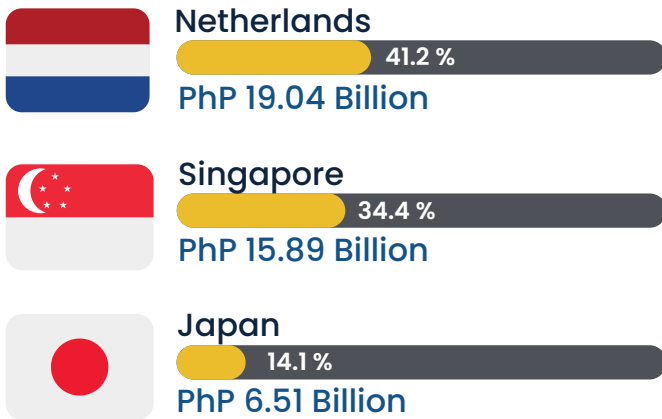
PhP 22.50
BILLION
2nd Quarter 2021



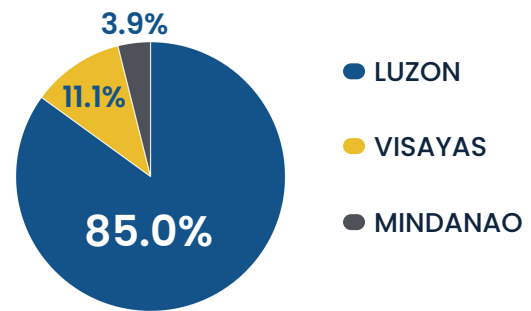
PhP 46.23
BILLION
2nd Quarter 2022



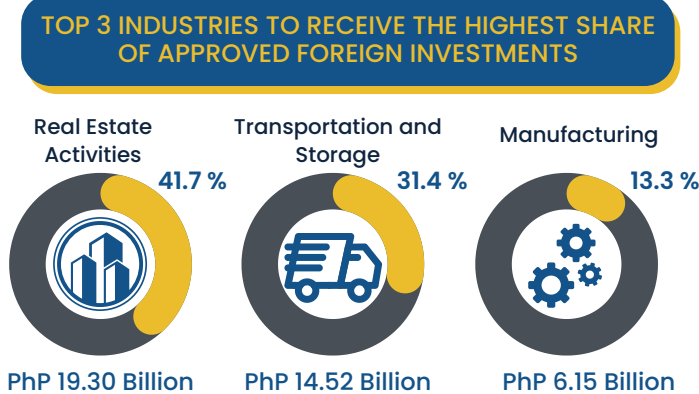
TOP 3 COUNTRIES WITH HIGHEST SHARE OF APPROVED FOREIGN INVESTMENTS



SHARE OF APPROVED FOREIGN INVESTMENTS BY MAJOR ISLAND



TOP 3 REGIONS TO RECEIVE THE HIGHEST SHARE OF APPROVED FOREIGN INVESTMENTS



CENTRAL LUZON
PhP 33.94 Billion
73.4 %

CALABARZON
PhP 3.70 Billion
8.0 %

CENTRAL VISAYAS
PhP 3.94 Billion
8.5 %

PROJECTED EMPLOYMENT FROM APPROVED PROJECTS OF FOREIGN INVESTORS



12,626 JOBS

66.1%

OF THE TOTAL EMPLOYMENT FROM TOTAL APPROVED INVESTMENTS

Graphics sourced from: Canva.com, Piktochart.com

