



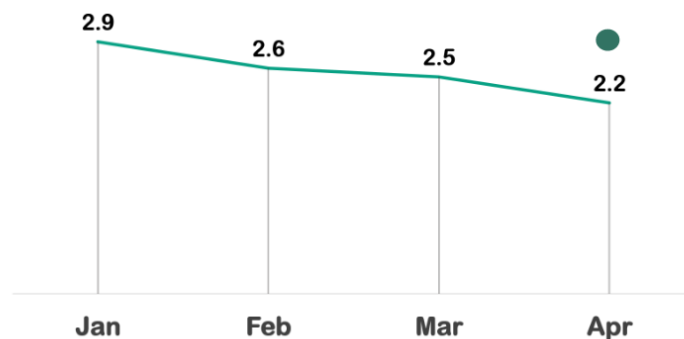
## Inflation Rate

↓ **2.2**

**April  
2020**

**3.0** | **2.5**  
April 2019 | March 2020

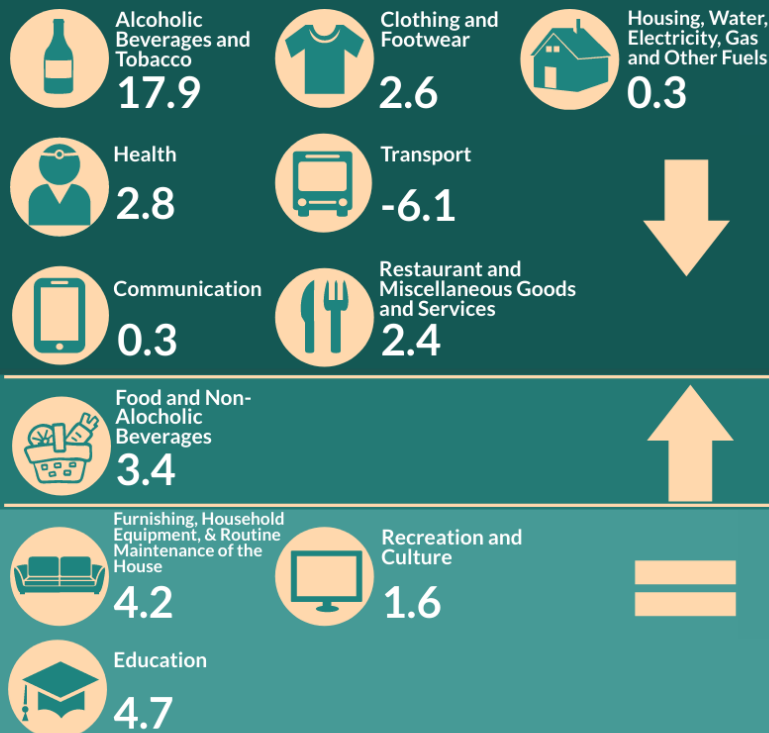
## Year-to-Date



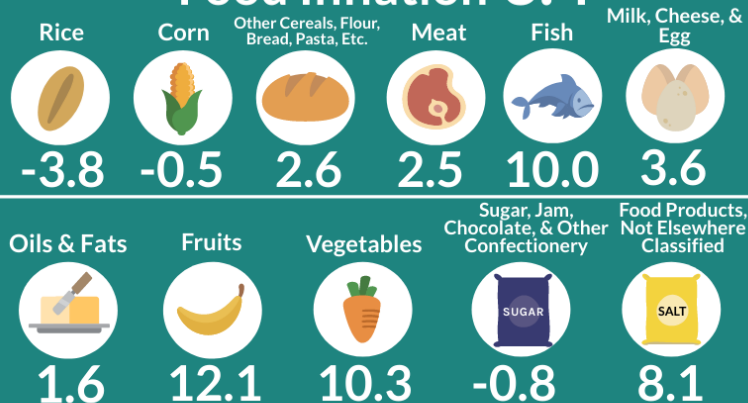
**Average Inflation 2.6**

## Inflation by Major Commodity Group

MAR 2020 - APR 2020



## Food Inflation 3.4



**Highest Inflation in AONCR**

**Lowest Inflation in AONCR**

**Region 10  
1.4**

**Region 12  
3.6**

↓ **1.2** 1.7  
National Capital Region (NCR) March 2020

↓ **2.5** 2.7  
Areas Outside NCR March 2020

