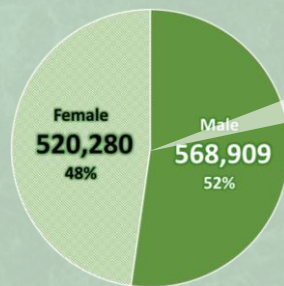


Registered **LIVE BIRTHS**

Jan – Sept 2018

1,089,189




Sex Ratio =
109

109 males are
 born for every
 100 females

Number of Registered Live Births

by Month of Occurrence: January to September 2018



Live Births by Usual Residence of the Mother

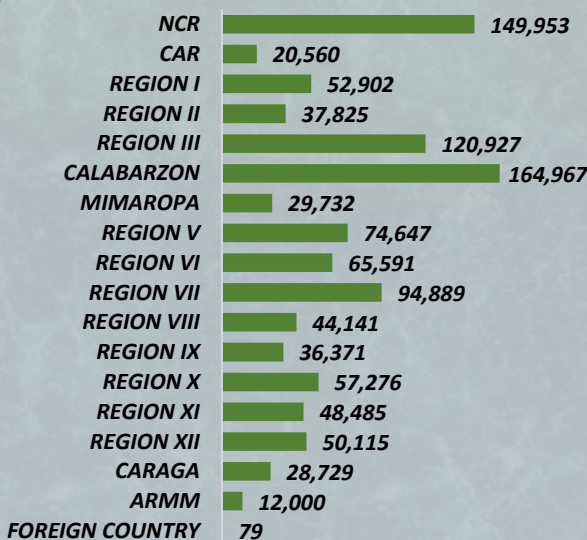
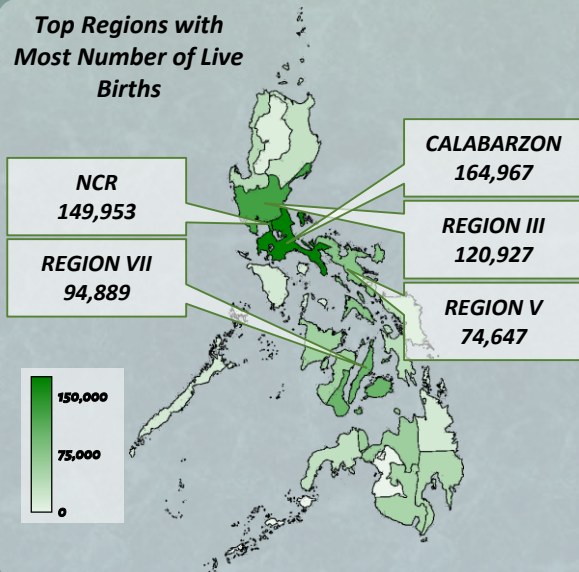
Top 5 Cities with Most Number of Live Births

1. Quezon City	34,584
2. City of Manila	22,530
3. City of Caloocan	18,351
4. City of Davao	14,064
5. City of Cebu	13,455

Top 5 Provinces with Most Number of Live Births

1. Cavite	44,284
2. Cebu	38,390
3. Bulacan	36,365
4. Rizal	34,817
5. Pangasinan	33,820

Top Regions with Most Number of Live Births



Source: Philippine Statistics Authority, Civil Registration Service, Vital Statistics Division

Note: Figures are not adjusted for under-registration. The data presented herein are events that occurred from January to September 2018, registered at LCROs until October 2018 and submitted to PSA-CRS until November 2018.

Quarterly Counts on Vital Events for Third Quarter of 2018 at the provincial and municipal levels are also available at www.psa.gov.ph