














Objectives/Results	Indicator	Baseline <sup>a/</sup>	Latest Data	Plan Target <sup>b/</sup>	Likelihood of Achieving the PDP target	Responsible Agency <sup>c/</sup>	Reporting Entity <sup>d/</sup>	
<b>COMPETITIVENESS</b>								
<b>Societal Goal</b>								
To lay down the foundation for inclusive growth, a high-trust and resilient society and a globally competitive knowledge economy								
<b>Intermediate Goal</b>								
Reducing inequality and increasing growth potential								
<b>Chapter Outcome 1</b>								
Consumer welfare improved	Global Competitiveness Index (GCI) ranking improved	<b>Top 40%</b>	<b>Top 41%</b>	<b>Top 40%</b>	<b>Top 25%</b>		Agencies responsible with the GCI pillars <sup>e/</sup>	DTI-NCC
		2016	2017	2018	2022			
<b>Chapter Outcome 2</b>								
Market efficiency improved	GCI ranking improved	<b>Top 40%</b>	<b>Top 41%</b>	<b>Top 40%</b>	<b>Top 25%</b>		Agencies responsible with the GCI pillars <sup>e/</sup>	DTI-NCC
		2016	2017	2018	2022			
<b>Sub-chapter Outcome 1</b>								
Anti-competitive practices diminished	GCI ranking on business dynamism improved	<b>Top 60%</b>	<b>Top 45%</b>	<b>Top 28%</b>	<b>Top 40%</b>		DTI	DTI
		2016	2017	2018	2022			
	GCI ranking on product market efficiency improved	<b>Top 70%</b>	<b>Top 75%</b>	<b>Top 43%</b>	<b>Top 50%</b>		DTI, PCC	DTI
		2016	2017	2018	2022			
<b>Sub-chapter Outcome 2</b>								
Barriers to entry reduced	GCI ranking on market size improved	<b>Top 22%</b>	<b>Top 20%</b>	<b>Top 23%</b>	<b>Top 20%</b>		DTI, PCC	DTI
		2016	2017	2018	2022			
<b>Sub-chapter Outcome 3</b>								
Limits to entrepreneurship reduced	<b>Aggregate Outputs</b>							
	Proportion of merger and acquisitions notifications reviewed within the prescribed period (% cumulative)	<b>100</b>	<b>100</b>	<b>100</b>	<b>100</b>		PCC	PCC
		2016	2017	2018	2022			
	Proportion of competition-related administrative investigations and cases completed within the prescribed period (% cumulative)	<b>100</b>	<b>100</b>	<b>100</b>	<b>100</b>		PCC	PCC
2016		2017	2018	2022				

Objectives/Results	Indicator	Baseline <sup>a/</sup>	Latest Data		Plan Target <sup>b/</sup>	Likelihood of Achieving the PDP target	Responsible Agency <sup>c/</sup>	Reporting Entity <sup>d/</sup>
<b>COMPETITIVENESS</b>								
	Proportion of investigations on complaints and consumer protection issues completed within the prescribed period (% , cumulative)	<b>100</b>	<b>100</b>	<b>100</b>	<b>100</b>		PCC	PCC
		<i>2016</i>	<i>2017</i>	<i>2018</i>	<i>2022</i>			
	Number of competition policy related training programs for executive agencies conducted (annual)	<b>2</b>	<b>3</b>	<b>3</b>	<b>12</b>		PCC	PCC
		<i>2016</i>	<i>2017</i>	<i>2018</i>	<i>2022</i>			
	Number of competition policy related training programs for the legislature (annual)	<b>2</b>	<b>2</b>	<b>2</b>	<b>12</b>		PCC	PCC
		<i>2016</i>	<i>2017</i>	<i>2018</i>	<i>2022</i>			
	Number of competition policy related training programs for the judiciary (annual)	<b>2</b>	<b>3</b>	<b>3</b>	<b>12</b>		PCC	PCC
		<i>2016</i>	<i>2017</i>	<i>2018</i>	<i>2022</i>			
	Number of modular trainings for PCC investigators and OFC prosecutors conducted	<b>2</b>	<b>2</b>	<b>2</b>	<b>12</b>		PCC, DOJ-OFC	PCC
		<i>2016</i>	<i>2017</i>	<i>2018</i>	<i>2022</i>			
	Proportion of studies on competition law and economics of major academic and research institutions completed (% , cumulative)	<b>2.5</b>	<b>6.0</b>	<b>7.9</b>	<b>4</b>		PCC	PCC
		<i>2016</i>	<i>2017</i>	<i>2018</i>	<i>2022</i>			

<sup>a/</sup> Actual data as of December 2015, or most recent available data. May not necessarily be year-end values

<sup>b/</sup> May either be the cumulative or incremental target value at the end of the Plan period

<sup>c/</sup> Indicative one (lead) responsible agency only (responsible for reporting progress on indicator targets)

<sup>d/</sup> Lead agency responsible for reporting progress on indicator/targets

<sup>e/</sup> Institutions, infrastructure, macroeconomic environment, health and primary education, higher education and training, labor market efficiency, financial market development, technological readiness, market size. business sophistication. and innovation.

List of acronyms:

DOJ - OFC - Department of Justice - Office of Competition  
DTI - Department of Trade and Industry

DTI-NCC - Department of Trade and Industry - National Competitiveness Council  
PCC - Philippine Competition Commission