





Objectives/Results	Indicator	Baseline <sup>a/</sup>	Latest Data				Plan Target <sup>b/</sup>	Likelihood of Achieving the PDP target	Responsible Agency <sup>c/</sup>	Reporting Entity <sup>d/</sup>	
<b>CHAPTER 7: PROMOTING PHILIPPINE CULTURE AND VALUES</b>											
<b>Societal Goal</b>											
To lay down the foundation for inclusive growth, a high-trust and resilient society and a globally competitive knowledge economy											
<b>Intermediate Goal</b>											
Enhancing the social fabric											
<b>Chapter Outcome 1</b>											
Enhancing the social fabric	Pride of being Filipino increased (%) <sup>1/</sup>	92.2	99.4				Increased		All agencies	PSA, NCCA	
		2013	2019				2022				
	<b>Aggregate Outputs</b>										
	Number of development plans with culture components increased (cumulative) <sup>e/</sup>										
Regional Development Plans		0	17	17	17	17	17		NEDA	NEDA	
		2016	2017	2018	2019	2020	2022				
		<b>Sub-chapter Outcome 1</b>									
Diverse cultures valued	Number of documentations conducted on indigenous knowledge systems and practices increased	313	48	14	4	8	1,341		NCIP	NCIP	
		2016	2017	2018	2019	2020	2022				
		<b>Sub-chapter Outcome 2</b>									
<b>Sub-chapter Outcome 3</b>											
<b>Sub-chapter Outcome 4</b>											
Culture-sensitive public governance and development strengthened	Percentage of municipalities, cities, and provinces with Indigenous Peoples Mandatory Representation (IPMR) increased: Threshold of P/C/M = 1,406	21.4 <sup>2/</sup>	10	11	11	12	56.5		NCIP	NCIP	
		2015	2017	2018	2019	2020	2022				

<sup>1/</sup> This indicator is taken from the PSA's Functional Literacy, Education, and Mass Media Survey (FLEMMS), which is only conducted every 5 years. Results of 2019 FLEMMS will be used as baseline for next Plan period. Reporting on FLEMMS-generated indicators with no comparable 2013 figures will be deferred to the next Plan period. The next round of FLEMMS is expected to be conducted in 2024.

<sup>2/</sup> Revised baseline during the midterm update from 7.0 percent to 24.1 percent. The 2015 baseline of 7.0 percent (a total of 2,707 LGUs) was based on actual accomplishment upon approval of the Implementing Rules and Regulations on IPMR back in 2009 until 2015. Revisions to the IPMR Implementing Guidelines were finalized in 2018

<sup>a/</sup> Actual data as of December 2015, or most recent available data. May not necessarily be year-end values

<sup>b/</sup> May either be the cumulative or incremental target value at the end of the Plan period

<sup>c/</sup> Agency accountable for delivering the outputs/outcome

<sup>d/</sup> Lead agency responsible for reporting progress on indicator targets

<sup>e/</sup> Provinces may already have their development plans and so inclusion of culture components may be done simultaneously during the PDP midterm update.

List of Acronyms:

NCCA - National Commission for Culture and the Arts  
NCIP - National Commission on Indigenous Peoples

NEDA - National Economic and Development Authority  
PSA - Philippine Statistics Authority