

















Objectives/Results	Indicator	Baseline <sup>a/</sup>					Plan Target <sup>b/</sup>	Likelihood of Achieving the PDP target	Responsible Agency <sup>c/</sup>	Reporting Entity <sup>d/</sup>	
<b>CHAPTER 7: PROMOTING PHILIPPINE CULTURE AND VALUES TOWARDS BAYANIHAN</b>											
<b>Societal Goal</b>											
A healthy and resilient Philippines											
<b>Intermediate Goal</b>											
Building a high-trust society											
<b>Chapter Outcome 1</b>											
Philippine culture and values towards Bayanihan promoted	Pride of being Filipino increased (%) <sup>e/</sup>	92.2					99.4	Increased		All agencies	PSA, NCCA
		2013					2019	2022			
	Legatum Prosperity Index (LPI) - Social Capital pillar score improved <sup>f/</sup>	59.4	59.6	57.1	59.3	60.36	58.4	62.5		All agencies	NEDA
		2016	2017	2018	2019	2020	2021	2022			
	LPI - Social Capital pillar percentile rank improved <sup>f/</sup>	83	84	80	85	82	80	Top 15% (85 and above)		All agencies	NEDA
		2016	2017	2018	2019	2020	2021	2022			
	World Intellectual Property Organization (WIPO) - Creative Outputs score improved <sup>g/</sup>	22.1	22.8	21	27.7	24.2	24.2	Increased		All agencies	NEDA
		2016	2017	2018	2019	2020	2021	2022			
	WIPO - Creative Outputs percentile rank improved <sup>g/</sup>	25	25	27	51	56	51	Increased		All agencies	NEDA
		2016	2017	2018	2019	2020	2021	2022			
<b>Aggregate Outputs</b>											
	Number of Regional Development Plans with culture components increased (cumulative)	0	17	17	17	17	17	17		NEDA	NEDA
		2016	2017	2018	2019	2020	2021	2022			
	Percentage of LGUs with Local Culture and Arts Councils (LCACs) increased (cumulative; Total P/C/M = 1,715) <sup>h/</sup>	22.5 (386)			21.7	51.5	55	58.3 (1,000)		NCCA, LGUs	NCCA
		2018			2019	2020	2021	2022			
	Percentage of LGUs with local cultural inventories submitted increased: Threshold = 1,715 (cumulative) <sup>i/</sup>	3.7 (64)			39.4	41.7	43.2	94.8 (1,625)		NCCA, LGUs	NCCA
		2018			2019	2020	2021	2022			

Objectives/Results	Indicator	Baseline <sup>a/</sup>				Plan Target <sup>b/</sup>	Likelihood of Achieving the PDP target	Responsible Agency <sup>c/</sup>	Reporting Entity <sup>d/</sup>
	Percentage of LGUs with Indigenous Peoples Mandatory Representation (IPMR) increased: Threshold of P/C/M = 1,406	21.4 (301)	31.4	27.9	32.1	56.5 (794)		NCIP, LGUs	NCIP
		2015	2019	2020	2021	2022			
<b>Sub-chapter Outcome 1.1</b>									
Diverse cultures valued	<b>Aggregate Outputs</b>								
	Number of declared heritage and historical structures with completed State of Conservation reports (SOCs) increased (annual) <sup>v/</sup>	33	11			102		NCCA, NM, NHCP	NCCA
		2018	2019			2022			
	Number of documentations conducted on Philippine intangible cultural heritage and indigenous knowledge systems and practices (IKSPs) increased (annual) <sup>v/</sup>	377	62			552		NCCA, CCP, KWF, NCMF, NCIP	NCCA
		2018	2019			2022			
	Number of schools of living traditions (SLTs) and institutes of living traditions (ILTs) established increased (cumulative) <sup>v/</sup>	15	33	33	34	50		NCCA	NCCA
		2016	2019	2020	2021	2022			
<b>Sub-chapter Outcome 1.2</b>									
<b>Sub-chapter Outcome 1.3</b>									
"Pagkamalikhain" or creative excellence advanced	<b>Aggregate Outputs</b>								
	Number of Filipino copyrights registered increased (annual) <sup>m/</sup>	9,668	9,557	3,608	6,627	39,668		NEDA Board SDC-SCC, cultural agencies	NLP
		2018	2019	2020	2021	2022			
	Number of unique Filipino published works registered (annual) <sup>n/</sup>	7,954	6,666	6,807	9,497	31,454		NEDA Board SDC-SCC, cultural agencies	NLP
		2018	2019	2020	2021	2022			
<b>Sub-chapter Outcome 4</b>									
Culture-sensitive governance and development strengthened	<b>Aggregate Outputs</b>								
	Number of cultural hubs established for cultural exchange activities and other activities of the community (annual) <sup>o/</sup>	0	1	1		2		NCCA	NCCA
		2016	2019	2020		2022			

Objectives/Results	Indicator	Baseline <sup>a/</sup>				Plan Target <sup>b/</sup>	Likelihood of Achieving the PDP target	Responsible Agency <sup>c/</sup>	Reporting Entity <sup>d/</sup>
	Government support for cultural development and related functions as a share of the national budget increased (%) <sup>p/</sup>	0.21	0.45	0.1		>0.21		NEDA Board SDC-SCC, cultural agencies	DBM
		2016	2019	2020		2022			

<sup>a/</sup> Actual data as of December 2016, or latest available.

<sup>b/</sup> EOP targets were adjusted to take into consideration effects of COVID-19 pandemic. May either be cumulative or incremental target value at the end of the Plan period. Ideally, the EOP target should reflect the cumulative accomplishment for the Plan period (from

<sup>c/</sup> Concerned NEDA Board Committees/Cabinet Cluster/Inter-Agency Committees responsible for delivering the outcomes and the concerned implementing agencies for delivering the outputs

<sup>d/</sup> Lead/responsible agency for reporting progress on indicator targets.

<sup>e/</sup> This indicator is taken from the PSA's FLEMMS, which is only conducted every 5 years. Results of 2019 FLEMMS will be reported in 2020, to be used as baseline for next Plan period. Reporting on FLEMMS-generated indicators with no comparable 2013 figures will be deferred to the next Plan period. The next round of FLEMMS is expected to be conducted in 2024.

<sup>f/</sup> New indicator added during the Midterm Update; target figures for 2017 and 2018 do not apply. The Legatum Prosperity Index is the identified source for the "Social capital index" adopted by the World Economic Forum's Global Competitiveness Index 4.0 indicators. This pillar measures performance in terms of: social cohesion and engagement (bridging social capital), community and family networks (bonding social capital), and political participation and institutional trust (linking social capital).

<sup>g/</sup> New indicator added during the Midterm Update; target figures for 2017 and 2018 do not apply. This sub-index of the World Intellectual Property Organization's Global Innovation Index represents the contribution of creativity to the overall innovation-based economy. This pillar measures performance in terms of: intangible assets, creative goods and services, and online creativity.

<sup>h/</sup> New indicator added during the Midterm Update; target figures for 2017 and 2018 do not apply. It replaced "number of arts organizations and arts councils established per region," given that Local Culture and Arts Councils (LCACs) are mandated to draft the annual cultural development plan to be integrated in the local development plan.

<sup>i/</sup> New indicator added during the Midterm Update; target figures for 2017 and 2018 do not apply. It replaced "number of cultural conservation master plans developed across all levels of government," given the lack of data source.

<sup>j/</sup> New indicator added during the Midterm Update; target figures for 2017 and 2018 do not apply. It replaced "number of cultural conservation master plans developed across all levels of government," given the lack of data source. State of conservation reports (SOCs) are essential in the preparation of the more technical conservation management plans. This indicator focuses on immovable tangible heritage declared as World Heritage Sites, national cultural treasures (NCTs), important cultural properties (ICPs), and national historical shrines, landmarks, and monuments as defined by the National Cultural Heritage Act of 2009.

<sup>k/</sup> Indicator revised during the Midterm Update to include data from other culture agencies; target figures for 2017 and 2018 do not apply. This serves as proxy indicator for efforts by selected government agencies to document and preserve Philippine intangible cultural heritage, including indigenous knowledge systems and practices (IKSPs).

<sup>l/</sup> New indicator added during the Midterm Update; target figures for 2017 and 2018 do not apply.

<sup>m/</sup> New indicator added during the Midterm Update; target figures for 2017 and 2018 do not apply. Under existing intellectual property laws, copyright is already inherent to the owner upon creation. Registration of copyright provides additional legal protection and proof of ownership of a particular creative work.

<sup>n/</sup> New indicator added during the Midterm Update; target figures for 2017 and 2018 do not apply. Refers to international standard number registration (i.e., ISBN for monographs, ISSN for serials, and ISMN music), which provides a unique identification so that published works can be easily identified and differentiated anywhere in the world. Indicator serves as proxy for new publications registered in the Philippines, across different media.

<sup>o/</sup> A "cultural hub" refers to a site declared by the NCCA that is developed or converted for multiple cultural functions and may include, among others, facilities such as : museum/ gallery, cinematheque, theater/concert hall, library/archives, and workshop/training spaces.

<sup>p/</sup> New indicator added during the Midterm Update; target figures for 2017 and 2018 do not apply. Refers to the proportion of the national budget reported under "Recreation, Culture, and Religion" following the Classification of the Functions of Government (COFOG) system.

#### List of Acronyms:

CCP - Cultural Center of the Philippines

DBM - Department of Budget and Management

KWF - Komisyon sa Wikang Filipino

LGU - Local Government Unit

NCCA - National Commission for Culture and the Arts

NCIP - National Commission on Indigenous Peoples

NCFM - National Commission on Muslim Filipinos

NEDA - National Economic and Development Authority

NHCP - National Historical Commission of the Philippines

NLP - National Library of the Philippines

NM - National Museum

PSA - Philippine Statistics Authority

SDC-SCC - Social Development Committee - Sub-Committee on Culture