








Objectives/Results	Indicator	Baseline ^{a/}	Latest Data	Plan Target ^{b/}	Likelihood of Achieving the PDP	Responsible Agency ^{c/}	Reporting Entity ^{d/}	
DEMOGRAPHIC DIVIDEND								
Societal Goal								
To lay down the foundation for inclusive growth, a high-trust and resilient society and a globally competitive knowledge economy								
Intermediate Goal								
Increasing growth potential								
Chapter Outcome 1								
Demographic transition accelerated	Total fertility rate decreased (total number of births per woman aged 15-49) (See Chapter 10)	3.0	2.7	2.1		DOH/POPCOM	PSA	
		<i>2013</i>	<i>2017</i>	<i>2022</i>				
	Adolescent birth rate (aged 15-19 years) decreased (number of births per 1,000 women in that age group) (See Chapter 10)	57.1	47.0	40.0		DOH/POPCOM	PSA	
		<i>2013</i>	<i>2017</i>	<i>2022</i>				
	Modern contraceptive prevalence rate increased (%) (See Chapter 10)	37.6	40.4	65.0		DOH/POPCOM	PSA	
		<i>2013</i>	<i>2017</i>	<i>2022</i>				
Chapter Outcome 2								
Maximize gains from the demographic dividend	Under-5 mortality rate decreased (number of deaths per 1,000 live births) (See Chapter 10)	31	27	22		DOH	PSA	
		<i>2013</i>	<i>2017</i>	<i>2022</i>				
	Prevalence of stunting among children under 5 decreased (%) (See Chapter 10)	33.4	30.3	21.4		NNC	DOST-FNRI	
		<i>2015</i>	<i>2018</i>	<i>2022</i>				
	Youth unemployment decreased	11.6	14.4	13.4	8		DOLE	PSA
		<i>2016</i>	<i>2017</i>	<i>2018</i>	<i>2022</i>			

Objectives/Results	Indicator	Baseline ^{a/}	Latest Data	Plan Target ^{b/}	Likelihood of Achieving the PDP	Responsible Agency ^{c/}	Reporting Entity ^{d/}
DEMOGRAPHIC DIVIDEND							
	Mean years of schooling increased (See Chapter 10)	8.9	9.3	11.3		Human Development Network	Human Development Network
		<i>2014</i>	<i>2017</i>	<i>2022</i>			

- Notes:
- ^{a/} Actual data as of December 2015, or most recent available data. May not necessarily be year-end values
 - ^{b/} May either be the cumulative or incremental target value at the end of the Plan period
 - ^{c/} Indicative one (lead) responsible agency only (responsible for reporting progress on indicator targets)
 - ^{d/} Lead agency responsible for reporting progress on indicator/targets

- List of Acronyms:
- DOH - Department of Health
 - DOLE - Department of Labor and Employment
 - POPCOM - Commission on Population
 - PSA - Philippine Statistics Authority