
















Objectives/Results	Indicator	Baseline ^{a/}	Latest Data					Plan Target ^{b/}	Likelihood of Achieving the PDP target	Responsible Agency ^{c/}	Reporting Entity ^{d/}
CHAPTER 13: REACHING FOR THE DEMOGRAPHIC DIVIDEND ACROSS ALL REGIONS											
Societal Goal											
A healthy and resilient Philippines											
Intermediate Goal											
Increasing growth potential											
Chapter Outcome											
Sub-chapter Outcome 1											
Demographic transition accelerated	Crude death rate decreased (per 1,000 population)	5.7	5.6	5.6	5.8	5.6	Decreasing		POPCOM Board, DOH	PSA	
		2016	2017	2018	2019	2020	2022				
	Maternal mortality ratio (per 100,000 live births) decreased (See Chapter 10) [*]	95.0	98	108	96	105	108		NEDA SDC-HDPRC, DOH	PSA	
		2016	2017	2018	2019	2020	2021	2022			
	Under-5 mortality rate (per 1,000 live births) decreased (See Chapter 10)	31.0	27					22.0		NEDA SDC-HDPRC, DOH	PSA
		2013	2017					2022			
	Adolescent birth rate (aged 15-19 years) (per 1,000 women in that age group) decreased	57.1	47					37.0		POPCOM Board, POPCOM, DOH	PSA
		2013	2017					2022			
	Proportion of women who are using modern contraceptive methods increased (%) (See Chapter 10)										
	a) All women of reproductive age (15-49 years old) who are currently married or in union	37.6	40.4					65.0		NEDA SDC-HDPRC, POPCOM	PSA
	2013	2017					2022				
b) All women of reproductive age (15-49 years old) ^{e/}	23.5	24.9					30.0		NEDA SDC-HDPRC, POPCOM	PSA	
	2013	2017					2022				
Proportion of currently married women of reproductive age (15-49 years old) who have unmet need for modern family planning (FP) (%) decreased ^{f/}	35.0	30.6					5.0		POPCOM Board, POPCOM	PSA	
	2013	2017					2022				
Sub-chapter Outcome 2											
Gains from the demographic dividend maximized	Prevalence of stunting among children under 5 decreased (%) (See Chapter 10)	33.4		30.3	28.8		28.8		NEDA SDC-HDPRC, IATF-Zero Hunger, NNC, DOH	DOST-FNRI	
		2015		2018	2019		2022				

Objectives/Results	Indicator	Baseline ^{a/}	Latest Data				Plan Target ^{b/}	Likelihood of Achieving the PDP target	Responsible Agency ^{c/}	Reporting Entity ^{d/}	
	Mean years of schooling (See Chapter 10)	10.0		10.0	10.0	10.0	11.3		NEDA SDC-HDPRC, DepEd, CHED, TESDA	PSA	
		2018		2019	2020	2021	2022				
	Proportion of learners completing levels of education (Completion Rate) increased (%) (See Chapter 10)										
	Kinder to Grade 6	97.0		79.0			98.0		DepEd	DepEd	
		2019		2020			2022				
	Grade 7 to 12	77.0		69.0			84.0		DepEd	DepEd	
		2019		2020			2022				
	Female Drop-out Rate (School leaver) (%)										
	Junior High School	4.43	3.73	2.21	3.2	4.7	Decreasing		DepEd	DepEd	
		2016	2017	2018	2019	2020	2022				
	Senior High School	2.89			3.80	5.29	Decreasing		DepEd	DepEd	
		2018			2019	2020	2022				
	Certification rate of Technical and Vocational Education and Training (TVET) (ages 15-24)	91.3		90.9	90.6	90.2	91.2	92.0		TESDA	TESDA
		2017		2018	2019	2020	2021	2022			
	Labor force participation rate of women increased (%) (See Chapter 10)	50.1	46.2	46.6	47.6	45.8	51.2	48.5-50.5		NEDA-SDC	PSA
		2015	2017	2018	2019	2020	2021	2022			

^{a/} Actual data as of December 2015, or most recent available data. May not necessarily be year-end values

^{b/} May either be the cumulative or incremental target value at the end of the Plan period

^{c/} Concerned NEDA Board Committees/Cabinet Cluster/Inter-Agency Committees responsible for delivering the outcomes and the concerned implementing agencies for delivering the outputs

^{d/} Lead agency responsible for reporting progress on indicator targets

^{e/} Core indicator but no available regional data

^{f/} Unmet need for modern family planning and use of traditional methods of contraception

* 2020 original targets set/approved in 2016/prior to the pandemic retained

List of Acronyms:

CHED - Commission on Higher Education

DepEd - Department of Education

DOH - Department of Health

DOST-FNRI - Food and Nutrition Research Institute

IATF - Inter-Agency Task Force

NEDA-SDC - Social Development Committee

NEDA SDC-HDPRC - Social Development Committee – Human Development and Poverty Reduction Cluster

NNC - National Nutrition Council

POPCOM - Commission on Population and Development

PSA - Philippine Statistics Authority

TESDA - Technical Education and Skills Development Authority