



ECONOMIC PERFORMANCE OF THE PHILIPPINES

Third Quarter 2020 (Preliminary)




As of November 2020
MAS 03-IG-03-11102020

GDP, GNI, NPI:

Growth Rates (%)

At Constant 2018 prices, Q3 2020

GDP growth rate eased to -11.5% in the third quarter of 2020 from the previous quarter's growth rate of -16.8%



GDP by Major Industry


Quarterly Growth Rates (%)

At Constant 2018 prices, Q3 2020



Growth Rate of Industries (%)

At Constant 2018 prices, Q3 2020

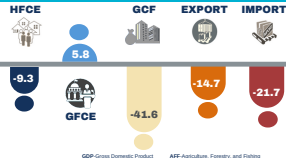
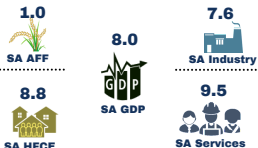


Seasonally-Adjusted (SA): Growth Rates (%)

At Constant 2018 prices, Q3 2020

GDP by Expenditure: Growth Rates (%)

At Constant 2018 prices, Q3 2020



GDP-Gross Domestic Product
GNI-Gross National Income
NPI-Net Primary Income
AFF-Agriculture, Forestry, and Fishing
HFCE-Household Final Consumption Expenditure
GFCE-Government Final Consumption Expenditure

Source: Philippine Statistics Authority



For Technical Inquiries
iad.mas.staff@psa.gov.ph



Visit us at
www.psa.gov.ph



Like us on Facebook
Philippine Statistics Authority



Follow us on Twitter
@PSAgovph