



## APPROVED FOREIGN INVESTMENTS FOR THE THIRD QUARTER: 2021 and 2022

**PhP 16.82**

**BILLION**

3rd Quarter 2021




**PhP 13.05**

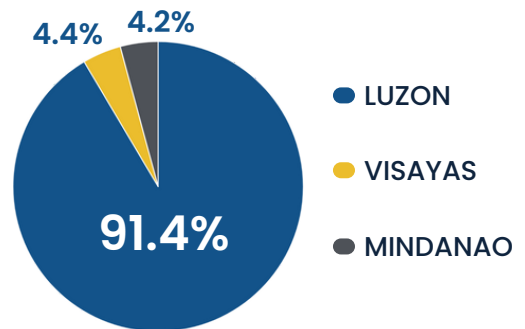
**BILLION**

3rd Quarter 2022

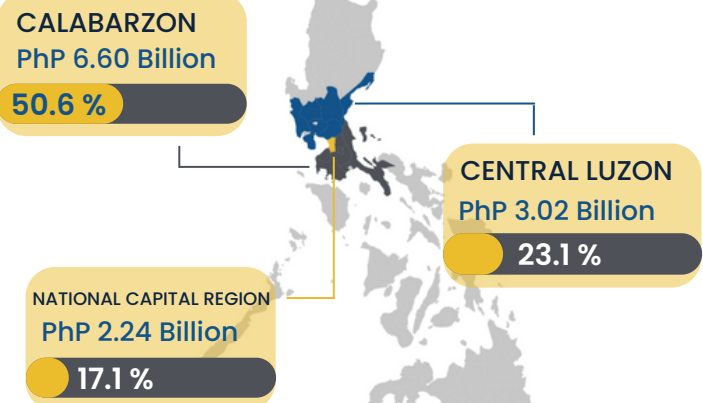
### TOP 3 COUNTRIES WITH HIGHEST SHARE OF APPROVED FOREIGN INVESTMENTS



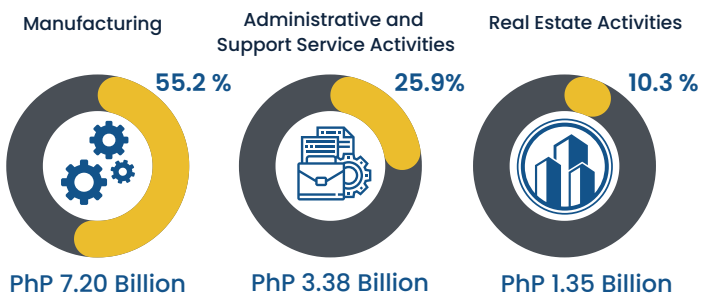
### SHARE OF APPROVED FOREIGN INVESTMENTS BY MAJOR ISLAND



### TOP 3 REGIONS TO RECEIVE THE HIGHEST SHARE OF APPROVED FOREIGN INVESTMENTS



### TOP 3 INDUSTRIES TO RECEIVE THE HIGHEST SHARE OF APPROVED FOREIGN INVESTMENTS



### PROJECTED EMPLOYMENT FROM APPROVED PROJECTS OF FOREIGN INVESTORS



**17,994  
EMPLOYMENT**

**63.9%**

OF THE TOTAL EMPLOYMENT FROM TOTAL APPROVED INVESTMENTS

Graphics sourced from: Canva.com and Piktochart.com

