

JANUARY 2018 LABOR FORCE SURVEY

Population 15 years and over



70.897 M

Labor and Employment Indicators

Labor Force Participation **62.2%**



94.7%

EMPLOYED



Underemployed

18.0%

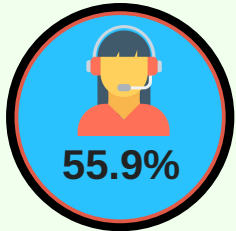


Unemployed

5.3%



Percent Distribution by Sector



Services

- 35.4% Wholesale and retail trade; repair of motor vehicles and motorcycles
- 14.2% Transportation and storage



Agriculture


- 90.5% Agriculture, hunting and forestry
- 9.5% Fishing



Industry

- 48.2% Construction
- 47.0% Manufacturing

Percent Distribution by Class of Worker



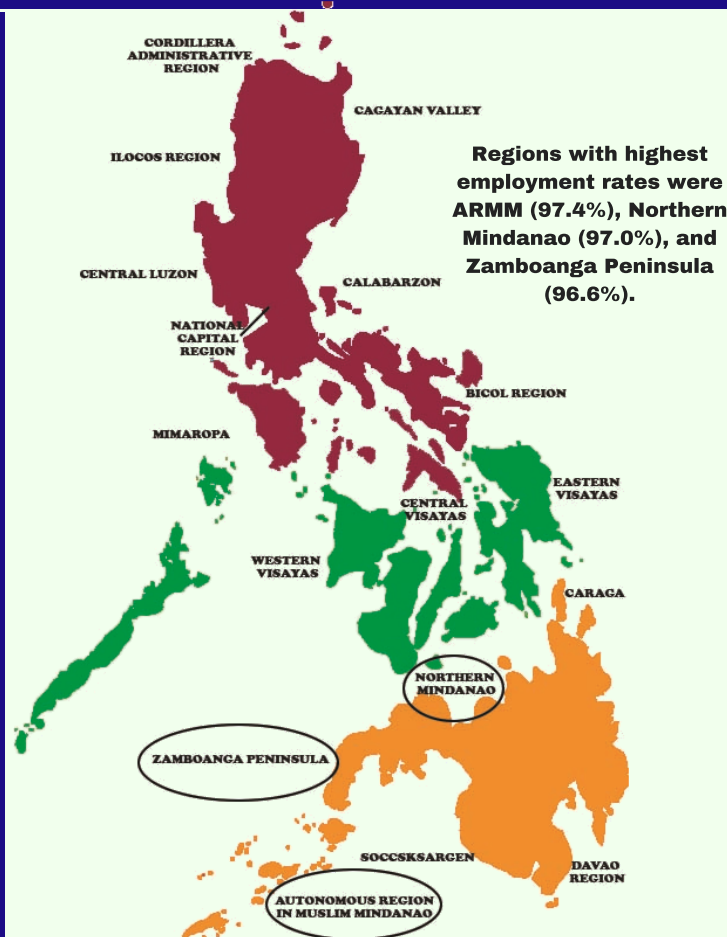
Percent Distribution by Major Occupation Group



Full-time workers
63.6% Worked for 40 hours or more per week

Workers worked **40.6 hours per week on Average**

Part-time workers
35.2% Worked for less than 40 hours per week



Philippine Statistics Authority
Social Sector Statistics Service (SSSS)
Income and Employment Statistics Division (IESD)
<http://psa.gov.ph/>



Management System
ISO 9001:2015
www.bor.com
ID: 910503940

