











Objectives/Results	Indicator	Baseline <sup>a/</sup>	Latest Data				Plan Target <sup>b/</sup>	Likelihood of Achieving the PDP	Responsible Agency <sup>c/</sup>	Reporting Entity <sup>d/</sup>
<b>CHAPTER 6: PURSUING SWIFT AND FAIR ADMINISTRATION OF JUSTICE</b>										
<b>Societal Goal</b>										
To lay down the foundation for inclusive growth, a high-trust and resilient society and a globally competitive knowledge economy										
<b>Intermediate Goal</b>										
Enhancing the social fabric by building trust in public institutions										
<b>Chapter Outcome 1</b>										
Swift and fair administration of justice ensured										
<b>Sub-chapter Outcome 1.1</b>										
Civil, criminal, commercial and administrative justice systems enhanced	Percentile rank in the World Governance Indicator – Rule of Law improved <sup>e/</sup>	<b>42.31</b>	<b>39.42</b> <sup>1</sup>	<b>37.02</b> <sup>1</sup>	<b>34.13</b> <sup>1</sup>	<b>50</b>		SC; DILG and attached agencies; DOJ and attached agencies	NEDA	
		<i>2015</i>	<i>2016</i>	<i>2017</i>	<i>2018</i>	<i>2022</i>				
	Percentile rank in the World Justice Project (WJP) Rule of Law Index: Fundamental Rights improved <sup>f/</sup>	<b>26.55</b>		<b>12.39</b>	<b>12.39</b>	<b>16.67</b>	<b>29</b>		SC; DILG and attached agencies; DOJ and attached agencies	NEDA
		<i>2016</i>		<i>2017</i>	<i>2018</i>	<i>2019</i>	<i>2022</i>			
	Percentage of preliminary investigation backlogs decreased (cumulative)	<b>50</b>		<b>45</b>	<b>35</b>	<b>31</b>	<b>25</b>		DOJ	DOJ
		<i>2016</i>		<i>2017</i>	<i>2018</i>	<i>2019</i>	<i>2022</i>			
	Percentage of cases disposed over the total inventory of cases increased (cumulative)	<b>87.78</b>		<b>86.98</b>	<b>89.40</b>	<b>91.35</b>	<b>90</b>		DOJ	DOJ
	<i>2016</i>		<i>2017</i>	<i>2018</i>	<i>2019</i>	<i>2022</i>				
<b>Aggregate Outputs</b>										
Philippine Mediation Center (PMC) units established	<b>135</b>		<b>2</b>	<b>4</b>	<b>2</b>	<b>24</b>		SC	SC	
	<i>2016</i>		<i>2017</i>	<i>2018</i>	<i>2019</i>	<i>2022</i>				
<b>Sub-chapter Outcome 1.2</b>										
Sector efficiency and accountability improved	Percentile rank in the WJP Rule of Law Index: Civil Justice indicator improved <sup>g/</sup>	<b>23.01</b>		<b>28.32</b>	<b>28.32</b>	<b>21.43</b>	<b>27.00</b>		SC; DILG and attached agencies; DOJ and attached agencies	NEDA
		<i>2016</i>		<i>2017</i>	<i>2018</i>	<i>2019</i>	<i>2022</i>			
	Percentile rank in the WJP Rule of Law Index: Criminal Justice indicator improved <sup>h/</sup>	<b>25.66</b>		<b>9.73</b>	<b>9.73</b>	<b>10.32</b>	<b>29.00</b>		SC; DILG and attached agencies; DOJ and attached agencies	NEDA
		<i>2016</i>		<i>2017</i>	<i>2018</i>	<i>2019</i>	<i>2022</i>			
		<i>2015</i>		<i>2017</i>	<i>2018</i>	<i>2019</i>	<i>2022</i>			
<b>Aggregate Outputs</b>										
Percentage of qualified inmates (granted parole/pardon and served sentence) in national prisons released on time maintained	<b>100</b>		<b>100</b>	<b>100</b>	<b>100</b>	<b>100</b>	<b>100</b>		DOJ-BUCOR	DOJ
	<i>2015</i>		<i>2017</i>	<i>2018</i>	<i>2019</i>	<i>2022</i>				

Objectives/Results	Indicator	Baseline <sup>a/</sup>	Latest Data				Plan Target <sup>b/</sup>	Likelihood of Achieving the PDP	Responsible Agency <sup>c/</sup>	Reporting Entity <sup>d/</sup>
	Prosecutor to court ratio improved (cumulative)	1:1	1:1.21	1:1.12	1:1.03	2:1		DOJ	DOJ	
		2016	2017	2018	2019	2022				
	Public attorney to court ratio improved (cumulative)	1:3	1:1.14	1:1.04	1:1.04	1:1		DOJ-PAO	DOJ	
		2016	2017	2018	2019	2022				

Notes:

<sup>a/</sup> Actual data as of December 2015, or most recent available data. May not necessarily be year-end values

<sup>b/</sup> May either be the cumulative or incremental target value at the end of the Plan period

<sup>c/</sup> Agency accountable for delivering the outputs/achievement of outcomes

<sup>d/</sup> Lead agency responsible for reporting progress on indicator targets

<sup>e/</sup> The World Governance Indicator – Rule of Law indicator captures perceptions of the extent to which agents have confidence in and abide by the rules of society, and in particular the quality of contract enforcement, property rights, the police, and the courts, as well as the likelihood of crime and violence.

<sup>f/</sup> The WJP Rule of Law Index: Fundamental Rights indicator measures the protection of fundamental human rights, including effective enforcement of laws that ensure equal protection, the right to life and security of the person, due process of law and the rights of the accused, freedom of opinion and expression, freedom of belief and religion, the right to privacy, freedom of assembly and association, and fundamental labor rights, including the right to collective bargaining, the prohibition of forced and child labor, and the elimination of discrimination.

<sup>g/</sup> The WJP Rule of Law Index: Civil Justice indicator measures whether civil justice systems are accessible and affordable, free of discrimination, corruption, and improper influence by public officials. It examines whether court proceedings are conducted without unreasonable delays, and if decisions are enforced effectively. It also measures the accessibility, impartiality, and effectiveness of alternative dispute resolution mechanisms.

<sup>h/</sup> The WJP Rule of Law Index: Criminal Justice indicator measures whether the criminal investigation, adjudication, and correctional systems are effective, and whether the criminal justice system is impartial, free of corruption, free of improper influence, and protective of due process and the rights of the accused.

1 Revised by the agency

List of Acronyms:

DILG - Department of Interior and Local Government

DOJ - Department of Justice

DOJ-BUCOR - Department of Justice - Bureau of Corrections

DOJ-PAO - Department of Justice - Public Attorneys Office

NEDA - National Economic and Development Authority

SC - Supreme Court