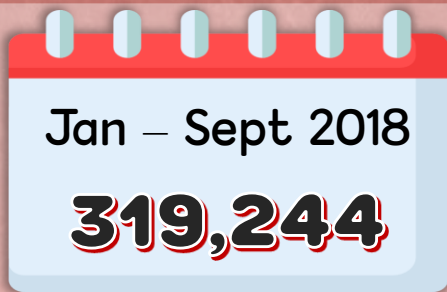


First to Third Quarter
(January-September)

2018

STATISTICS ON VITAL EVENTS

Registered **MARRIAGES**



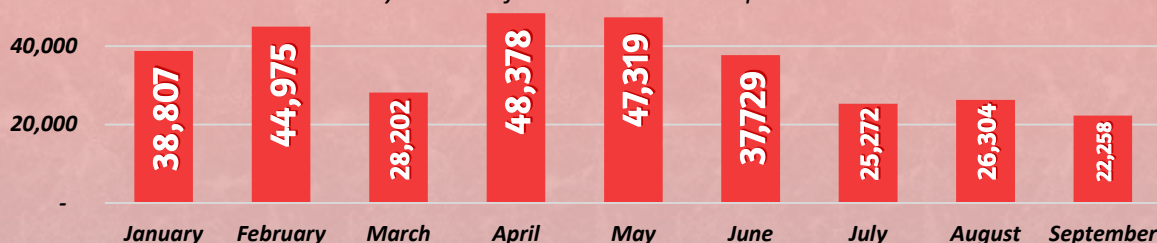
Months with Most Number of Marriages

(Monthly Total and Daily Average)

Month	Total Number of Marriages	Daily Average
APRIL	48,378	1,612 (30 days)
MAY	47,319	1,526 (31 days)
FEBRUARY	44,975	1,606 (28 days)

Number of Registered Marriages

by Month of Occurrence: Jan-Sept 2018



Marriages by Place of Occurrence

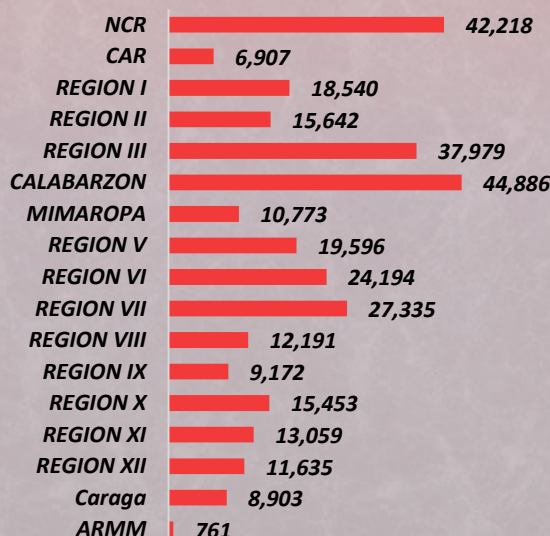
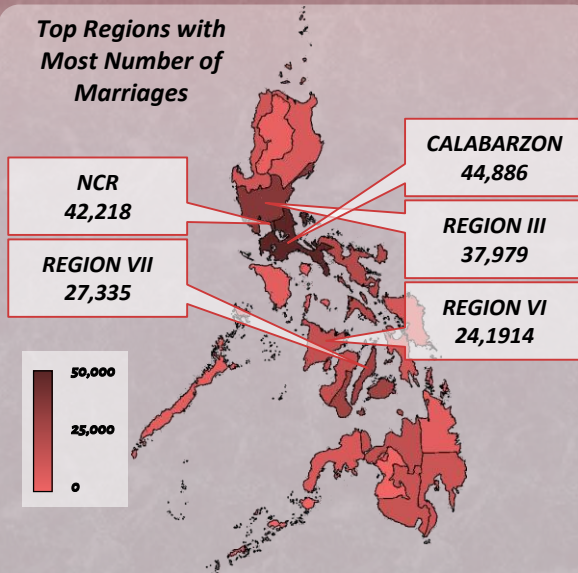
Top 5 Cities with Most Number of Marriages

1. Quezon City	12,254
2. City of Manila	8,521
3. City of Caloocan	4,064
4. City of Cebu	2,974
5. City of Davao	2,819

Top 5 Provinces with Most Number of Marriages

1. Cebu	15,962
2. Batangas	10,958
3. Pangasinan	10,685
4. Cavite	10,433
5. Bulacan	9,343

Top Regions with Most Number of Marriages



Source: Philippine Statistics Authority, Civil Registration Service, Vital Statistics Division

Note: Figures are not adjusted for under-registration. The data presented herein are events that occurred from January to September 2018, registered at LCROs until October 2018 and submitted to PSA-CRS until November 2018.

Quarterly Counts on Vital Events for Third Quarter of 2018 at the provincial and municipal levels are also available at www.psa.gov.ph