








Objectives/Results	Indicator	Baseline ^{a/}	Latest Data				Plan Target ^{b/}	Likelihood of Achieving the PDP target	Responsible Agency ^{c/}	Reporting Entity ^{d/}	
CHAPTER 21: PROTECTING THE RIGHTS, PROMOTING THE WELFARE, AND EXPANDING OPPORTUNITIES FOR OVERSEAS FILIPINOS											
Societal Goal											
A healthy and resilient Philippines											
Intermediate Goal											
Building a high-trust society, transforming towards equity and resiliency, and increasing growth potential											
Chapter Outcome											
Protect the rights, promote the welfare, and expand opportunities for Overseas Filipinos (OFs) to contribute to the county's development	Percent of documented OFs to Total OFs increased ^{e/}	92.3				92.70	91.50	Increasing		Social Development Committee (SDC)	DFA
			<i>2019</i>				<i>2020</i>	<i>2021</i>	<i>2022</i>		
Sub-chapter Outcome 1.1											
OFs' rights protected and well-being improved	Aggregate Outputs										
	Number of OFW Helpdesks (OHD) available increased - cumulative	666	323	133	177	10	178	238		OWWA	OWWA
		(New-139 Existing-527)	(New-323 Existing-666)	(New-133 Existing-989)	(New-177 Existing-1,122)	(New-10 Existing-1,132)	(New-178 Existing-1,142)				
		<i>2016</i>	<i>2017</i>	<i>2018</i>	<i>2019</i>	<i>2020</i>	<i>2021</i>	<i>2022</i>			
	Number of Overseas Filipino Worker (OFW) members of Pag-IBIG Fund (cumulative) - active	1,094,829				839,405	854,689	1,117,271		Pag-IBIG	Pag-IBIG
			<i>2019</i>			<i>2020</i>	<i>2021</i>	<i>2022</i>			
	Number of distressed OFWs provided assistance under the International Social Welfare Services for Filipino Nationals (ISWSFN)	32,557				27,215	29,263	140,679		DSWD	DSWD
			<i>2019</i>			<i>2020</i>	<i>2021</i>	<i>2022</i>			
Number of returning and repatriated OFWs and their families provided with Technical and Vocational Education and Training (TVET) assistance	13,570.00				14,665	27,452	Increasing		TESDA	TESDA	
		<i>2019</i>			<i>2020</i>	<i>2021</i>	<i>2022</i>				
Sub-chapter Outcome 1.1											
OFs' participation in the country's development and reintegration in the Philippine society facilitated	International remittance costs as a proportion of the amount remitted ^{f/}	4.7	5.2	4.5	4.1	3.8	4.1	<3.0		SDC	BSP
			<i>2016</i>	<i>2017</i>	<i>2018</i>	<i>2019</i>	<i>2020</i>	<i>2021</i>	<i>2022</i>		

Objectives/Results	Indicator	Baseline ^{a/}	Latest Data					Plan Target ^{b/}	Likelihood of Achieving the PDP target	Responsible Agency ^{c/}	Reporting Entity ^{d/}
	Aggregate Outputs										
	Number of Balik Scientists engaged increased	25	36	27	57	34	33	422		DOST	DOST
		2016	2017	2018	2019	2020	2021	2022			

^{a/} Actual data as of December 2016, or latest available before 2016

^{b/} May either be the cumulative or incremental target value at the end of the Plan period

^{c/} Concerned NEDA Board Committees/Cabinet Cluster/Inter-Agency Committees responsible for delivering the outcomes and the concerned implementing agencies for delivering the outputs

^{d/} Lead agency responsible for reporting progress on indicator targets

^{e/} Total OFs refer to the sum of documented, undocumented, and permanent; Documented - OFs with proper documentation as required by the host country; Undocumented - those with no documentation or with incomplete documents, e.g., those with expired or

^{f/} The indicator uses the cost of sending USD 200 from the US to the Philippines as a proxy for the average cost of remittance.

List of Acronyms:

BSP - Bangko Sentral ng Pilipinas

DFA - Department of Foreign Affairs

DOST - Department of Science and Technology

DSWD - Department of Social Welfare and Development

OWWA - Overseas Workers Welfare Administration

Pag-IBIG - Home Development Mutual Fund

SDC - Social Development Committee

TESDA - Technical Education And Skills Development Authority