



PRESS RELEASE

How much is the Vulnerable and Elderly Population Aged 60 and Above Spending for Health Care?

Date of Release: 17 August 2020
Reference No. 2020 - 178

Persons 60 years old and above are considered vulnerable population, and who are suffering from illnesses known as comorbidities* including severe Coronavirus disease 2019 (COVID-19). Those illnesses considered comorbidities* are the following: a) immunocompromised diseases, like cancer and HIV/AIDS patients; b) diabetics; c) chronic cardiovascular ailments; and d) chronic respiratory.

Based on the Philippine National Health Accounts (PNHA) framework, health expenditures in 2018 for individuals aged 60 and above accounted for 22.0 percent of the total current health expenditures. While health expenditures for persons aged 65 and above accounted for 13.4 percent of the total health spending on the same period. (Table 1)

A total of PhP 171.5 billion were spent by the total population aged 60 years old and over, of which PhP 44.4 billion are spent by the population segment with comorbidities. (Table 3)

Around 15.7 percent of current health expenditures were spent on the treatment/management of illnesses that are correlated with severe and critical cases of COVID-19. Among them, expenditures on cardiovascular diseases were the highest, accounting for 9.6 percent of the current health expenditures in 2018. (Table 2)

Total health expenditures of PhP 101.2 billion by vulnerable population 60 years old were paid through the out-of-pocket by households consisting of nearly 60 percent of the total health spending. The remaining 40 percent were financed by: a) social health insurance scheme (or the *PhilHealth*) at PhP 32.5 billion; b) domestic revenue-based or central government scheme at PhP 16.3 billion and c) other financing, e.g., HMOs, etc. at PhP 21.5 billion. (Table 4)

*Based on the Philippine Society for Microbiology and Infectious Diseases, and the Department of Health's Interim Guidelines






+ The data is sourced from the 2018 Philippine National Health Accounts (PNHA) results. The indicators provide information on health financing in 2018.

WHO DO WE CONSIDER VULNERABLE?

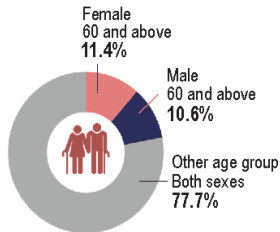
 Persons aged 60 and above

 Those suffering from illnesses considered comorbidities* to severe COVID-19: a) Immunocompromised (e.g., Cancer patients, HIV/AIDS patients); b) Diabetics; c) Chronic cardiovascular ailments, and; d) Chronic respiratory

*Based on the Philippine Society for Microbiology and Infectious Diseases Interim Guidelines

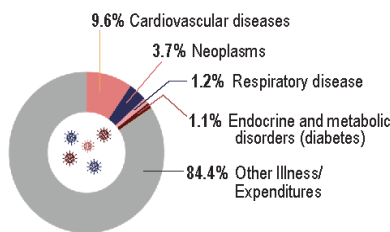
HOW MUCH ARE THE VULNERABLE POPULATION SPENDING ON HEALTHCARE?

PhP 171.5 billion spent by individuals aged 60 and above.



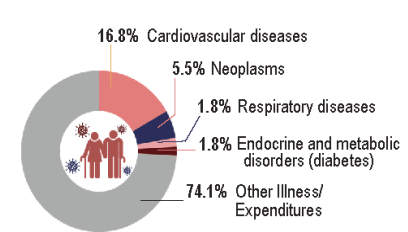
Health Expenditures by Age and Sex Groups

PhP 122.7 billion spent by individuals with comorbidities.



Health Expenditures by Disease

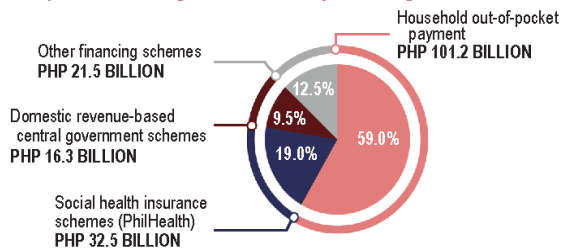
PhP 44.4 billion spent by individuals aged 60 and above with comorbidities.



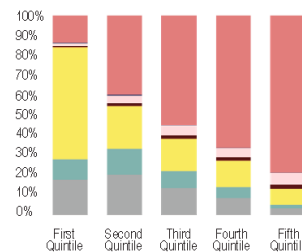
Health Expenditures for Comorbidities of COVID-19 for Age 60 and Above

HOW ARE THEY PAYING FOR THEIR HEALTHCARE?

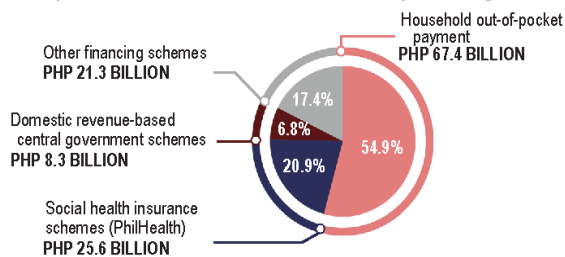
Health Expenditures for Age 60 and Above by Financing Scheme



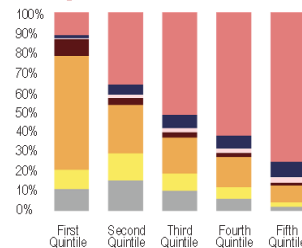
Health Expenditures for Age 60 and Above by Financing Scheme and Quintile



Health Expenditures for Comorbidities of COVID-19 by Financing Scheme



Health Expenditures for Comorbidities of COVID-19 by Financing Scheme and Quintile



Note: Other financing schemes include: State/Regional/Local government schemes, Managed health care schemes (HMOs), Life and Non-Life insurance schemes, Enterprise financing schemes, and Government-based voluntary insurance

WHO IS PAYING FOR THEIR HEALTHCARE?

Health Expenditures for Age 60 and Above by Financing Agent



Health Expenditures for Comorbidities of COVID-19 by Financing Agent




HOW ARE THEY RECEIVING THEIR HEALTHCARE?

Health Expenditures for Age 60 and Above by Health Care Providers



Health Expenditures for Comorbidities of COVID-19 by Health Care Providers



Source of vector graphic designs: flaticon.com

The Philippine Statistics Authority (PSA) releases indicators on health expenditures of the vulnerable population based on the framework of the Philippine National Health Accounts (PNHA). The PNHA is one of the satellite accounts being compiled annually by PSA.



DENNIS S. MAPA, Ph.D.

Undersecretary

National Statistician and Civil Registrar General



Attachments:

1. *Table 1 - Current Health Expenditures by Age and Sex Group, Philippines: 2018*
2. *Table 2 - Current Health Expenditures by Disease Group, Philippines: 2018*
3. *Table 3 - Current Health Expenditures for Elderly by Disease Group and Age/Sex Group, Philippines: 2018*
4. *Table 4 - Current Health Expenditures for Elderly by Health Financing Scheme and Age/Sex Group, Philippines:2018*
5. *Table 5 - Current Health Expenditures by Health Care Financing Scheme and Disease Group of Comorbidity Condition, Philippines: 2018*
6. *Table 6. Current Health Expenditures for Elderly by Financing Agent and Age/Sex Group, Philippines: 2018*
7. *Table 7. Current Health Expenditures by Financing Agent and Disease Group of Comorbidity Condition, Philippines: 2018*
8. *Table 8. Current Health Expenditures for Elderly by Health Care Provider and Age/Sex Group, Philippines: 2018*
9. *Table 9. Current Health Expenditures by Health Care Provider and Disease Group of Comorbidity Condition, Philippines: 2018*
10. *Table 10. Current Health Expenditures for Elderly by Health Care Financing Scheme and Income Quintile, Philippines: 2018*
11. *Table 11. Current Health Expenditures for Individuals with Comorbidities by Financing Scheme and Income Quintile, Philippines: 2018*