

PRESS RELEASE

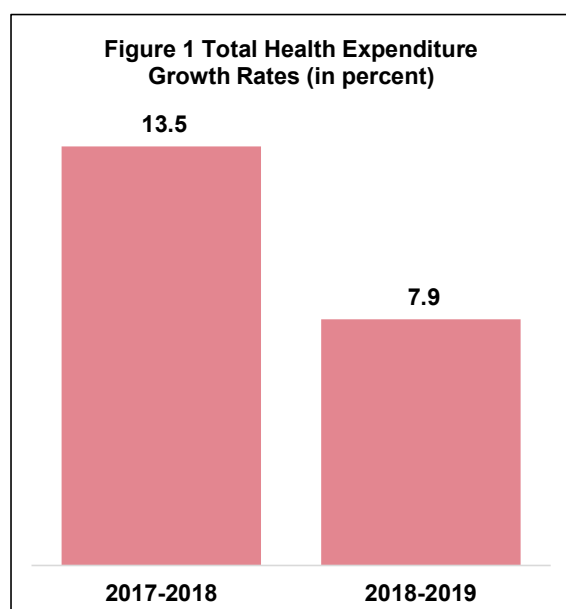
Health Spending Grew by 10.9 Percent in 2019

Date of Release: 15 October 2020

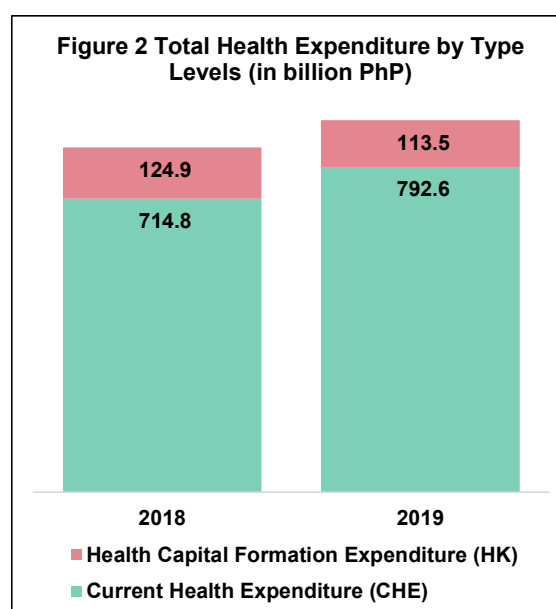
Reference No. 2020 - 316

The country's Current Health Expenditure (CHE) reached PhP 792.6 billion in 2019, 10.9 percent higher compared to PhP 714.8 billion in 2018. (Tables 1, and 2)

The Total Health Expenditure (THE), which comprises of CHE (87.5%) and Health Capital Formation Expenditure (12.5%), recorded PhP 906.0 billion in 2019, up by 7.9 percent from PhP 839.7 billion in 2018. As a result, the share of THE to the Gross Domestic Product (GDP) at current prices was 4.6 percent. (Tables 37 to 40)

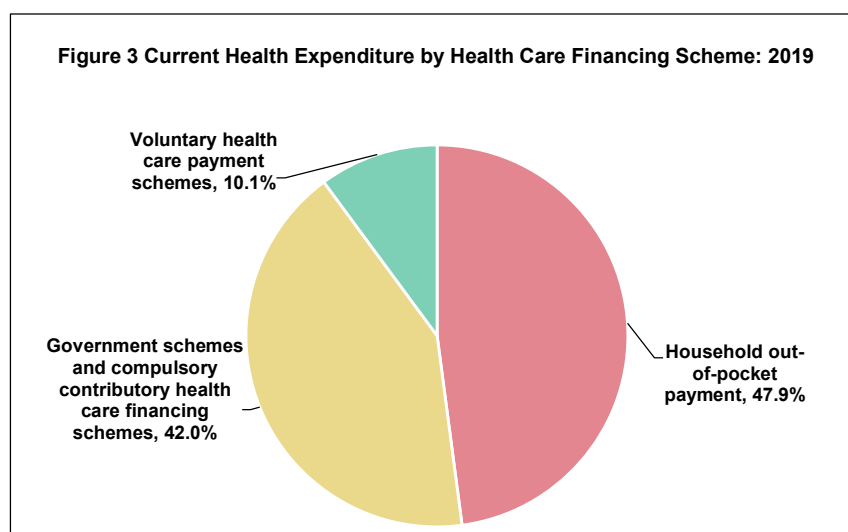


Source: Philippine Statistics Authority



Source: Philippine Statistics Authority

Household still had highest share in health spending in 2019



Source: Philippine Statistics Authority

Household-out-of-pocket payment (OOP) remains the largest among sources of health financing in the country, amounting to PhP 379.7 billion or 47.9 percent of CHE in 2019. Health spending financed through *government schemes and compulsory contributory health care financing schemes* came second at PhP 332.8 billion with 42.0 percent share. Meanwhile, *voluntary health care payment schemes* contributed PhP 80.0 billion or 10.1 percent share. (Tables 10, and 12)

Among the health providers, bulk of CHE were spent on *hospitals* (43.6%), amounting to PhP 345.5 billion. It was followed by *pharmacies* (30.3%) with PhP 239.8 billion, while the *providers of health care system administration and financing* (7.4%) accounted for PhP 58.9 billion. (Tables 13, and 15)

On a per capita basis, health spending was at PhP 6,662.2 in 2019, up by 7.4 percent compared to PhP 6,200.3 in 2018. (Tables 43, and 44)

Table A. Current Health Expenditure Per Capita, 2017-2019, Levels (in PhP)

ITEM	AMOUNT			GROWTH RATE (%)	
	2017	2018	2019	2017-2018	2018-2019
Per Capita Current Health Expenditure (in PhP, at <i>current</i> prices)	5,745.1	6,200.3	6,662.2	7.9	7.4

Source: Philippine Statistics Authority

The revision of the PNHA includes the use of data and parameters from the 2018 Family Income and Expenditure Survey (FIES), as well as the revised estimates of the Philippine System of National Accounts (PSNA). The population data considers the census-based population projections.



DENNIS S. MAPA, Ph.D.

Undersecretary

National Statistician and Civil Registrar General

VRI/GJLC